

# COMPLETE CATALOGUE 2013 / 2014

Innovative products for the professional user.

It's electric.

**BACH  
MANN**

# Bachmann International. Build on the best connections.

Bachmann makes connections. To ensure that power and data are available right where you need them. For industrial, commercial and home applications, in offices and training rooms, on desks and on conference tables. Bachmann facility and IT systems are flexible enough that you can modify them at any time to suit future power or data management needs. And with Bachmann's up-to-the-minute range of electrical components you can be sure of satisfying even your customers' more unusual electrical and electronics requirements.

**One of Bachmann's primary objectives is to deliver innovative products to help our customers achieve long-term success. For this reason we exploit all the possibilities offered by professional engineering and modern process management to develop our standardised and customised systems and products.**

Consider, for example, energy management optimisation and the efficient use of energy. Day after day our technical specialists help you tap into new scope for energy efficiency with the aid of intelligent new products. Discuss your projects with us if you would like to improve your connections.

We will be there from the initial in-depth consultation, supply you with components and modules ready for installation and assist you in planning and developing your specific solutions. And we will use every opportunity to exceed your expectations of us and our systems.

We look forward to making the best connections for you - and with you.

## **Quality at all levels**

Do not be satisfied until you have the optimum solution. A philosophy that applies at every level of our company and that is consistently demonstrated by all our employees.

The result: products to match the best on the world's markets, outside and inside.

This is also evident from our certification to DIN EN ISO 9001:2000.





# INNOVATIONS . . . . . 4



## **Bachmann facility systems . . . . . 8**

Elegant, practical solutions for energy and data connections in office, training and conference rooms. Flexible, modular systems for all supply and communications needs.



## **Bachmann manufacturing . . . . . 144**

Power strips for power and data, plus modules for compressed air and ESD and workstation illumination. Bachmann quality for modern manual workstations.



## **Bachmann IT power distribution . . . . . 162**

Distribution systems offering efficient energy management for modern IT solutions. Everything from power for control cabinets to high-quality built-in electronic components.



## **Bachmann electrical materials . . . . . 216**

Our extensive range of electrical and electronics products. Everything the technician needs, and always the state of the art - trusted components, high quality products.



**POWER FRAME COVER**

Page 34




**TWIST**

Page 36



**ELEVATOR**

Page 38




**KABELSCHLANGE®**

Page 138



**FUSE BOX**

Page 181



**BLUENET  
MONITORED**

Page 199



**BLUENET  
POWER UNIT**

Page 204



**BLUENET CEE  
OUTLET BOX**


Page 206



**RACK FIX**

Page 209





  
**USB Charger**  
 2.150 mA



**PRIMO with  
 USB charger**


Page 222

  
**USB Charger**  
 2.150 mA



**TRADESMAN'S STRIP  
 with USB charger**

Page 232




**KITCHEN  
 CONNECTION BOX**

Page 247



**POWER DISTRIBUTORS**

Page 273



**LAMPS**

Page 282



**MEASURING AND SWITCHING**

Page 291



**INTERBÄR SWITCHES**

Page 317

# Facility systems

## Desk connection panels



<b>SLIDE</b> .....	10
Opening and closing by means of a control unit. When the unit is closed, the cut-out in the desk or table is flush with the surface and items can be placed on top of it. Features torque limitation.	
<b>CONFERENCE</b> .....	12
Practical power and data supply. Recessed in the top of the desk or table when not in use. Simply press down with your thumb to open the unit. Features a spring clip, can be closed once cables have been connected.	
<b>TOP FRAME</b> .....	16
TOP FRAME is the new power and data supply solution for conference facilities. With its completely recessable cover, power and data can be conveniently accessed from any seat around the table.	
<b>CONI</b> .....	22
Unrestricted access to power and data on the table or desk. Integrated into your table or desk together with connected cables. The integrated brush insert prevents cables jamming.	
<b>CONI COVER</b> .....	28
Elegant access to separate power supply units under the desk or table. Also ideal for retrofitting. Features integrated brush insert, can be closed even with devices plugged in.	
<b>POWER FRAME</b> .....	30
For integrated power and data connections to workstations. Versatile application options. The power strip simply clicks into the built-in frame.	
<b>POWER FRAME COVER</b> <b>NEW</b> .....	34
The amazing evolution of the POWER FRAME. An elegant and attractive aluminium cover that is particularly suitable for stylish offices or conference rooms.	
<b>TWIST</b> <b>NEW</b> .....	36
Very compact power strip and space-saving cable management system. TWIST is flat enough not to interfere with units installed underneath. Red Dot Product Design Award Winner 2012	
<b>ELEVATOR</b> <b>NEW</b> .....	38
Designed for a standard hole diameter of 79 mm, ELEVATOR is a compact powerhouse. Recessed in the top of the desk or table when not in use, simply touch to raise.	
<b>LIFT</b> .....	40
A practical combination of sophisticated looks and precision mechanical design. Recessed in the top of the desk or table when not in use. Simply touch to raise. Docking options on four sides.	

**DESK 1** ..... 44

Ideal where workstations have to be flexible. Modular design for individual configuration of communication and power supply connections. Fixed or free-standing installation.

**DESK 2** ..... 54

The new generation of desk with superior design credentials. The modularity for which Bachmann is renowned ensures adaptability to future requirements.

**STEP** ..... 60

For flexible power and data supply at workstations, in partition systems, false floors, etc. Consistently modular throughout, making the possibilities virtually endless.



## Custom modules

**CUSTOM MODULES** ..... 66

The word CUSTOM appears in this catalogue wherever the modules can be flexibly interchanged. CUSTOM MODULES: Bachmann facility systems can be adapted to perfectly match individual requirements for data, video and audio connections.



## Media technology

**Media Express** ..... 98

Plug-and-play for simplicity and efficiency.

**Media Switch** ..... 104

Flexible and reliable thanks to high-quality components

**Media Control** ..... 110

Simple control of complex processes in media and facility applications



## LanLight<sup>®</sup>, the smart supply system

**LanLight<sup>®</sup> system overview** ..... 122

Modular building installation solution offering flexible supply to office workstations

**Basic unit and inserts** ..... 124

Connecting plates for power and data

**Lift covers** ..... 126

Modern floor boxes for dry-cleaned floors

**Pillars** ..... 127

Mobile pillars for power and data distribution in raised and false floors



## Consolidation points

**CONSOLIDATION POINTS** ..... 128

Underfloor distributors for power and data



**ACCESSORIES, CABLES AND CABLE MANAGEMENT** ..... 132





# SLIDE

## Functionality at the touch of a button

SLIDE opens and closes at the touch of a button. When the unit opens, the integrated electronics slides the cut-out in the desk or table down beneath its surface, providing free access to the power and data supply modules. When the unit is closed, the desk or table cut-out is flush with the surface making for a very practical solution.

Electronically controlled torque limitation protects users and cables. There is no risk of fingers or power supply cables becoming trapped or crushed. The SLIDE is available in various configurations and power strips are easily interchangeable.

SLIDE – the unobtrusive way of releasing functions when they are needed. Simply at the touch of a button.

### **The advantages at a glance**

- Opens and closes at the touch of a button
- Can withstand weight when closed
- Fully integrated into the top of your desk or table
- Torque limitation ensures safety
- Power strip can be interchanged easily



Art. no. | Version

**SLIDE housing****Black**

- 913.000
- Module for mounting in desk or table systems
  - Complete kit incl. motion mechanism, control electronics and fixing materials
  - Incl. mounting frame for 2 power strips (see page 16)
  - Incl. stainless steel button with 2.0 m control cable and plug for controlling the SLIDE
  - Suitable for installation in desk or table tops (thickness must be adapted to 8 mm)
  - Incl. cut-out drawing for preparation of desk or table top
  - Dimensions (L x W x H): approx. 725 x 340.5 x 70.3 mm

**SLIDE housing illuminated****Black**

- 913.005
- Mounting frame for fitting in desk or table systems
  - Complete kit incl. motion mechanism, control electronics and fixing materials
  - With 2 blue LED striplights that light up when open
  - Incl. mounting frame for 2 power strips (see page 16)
  - Incl. stainless steel button with 2.0 m control cable and plug for controlling the SLIDE
  - Suitable for installation in desk or table tops (thickness must be adapted to 8 mm)
  - Incl. cut-out drawing for preparation of desk or table top
  - Dimensions (L x W x H): approx. 725 x 340.5 x 70.3 mm



**You will find power strips suitable for Slide, Conference and Top Frame on page 20/21**



## SLIDE – a user-friendly solution even at the installation stage.

### All set for quick fitting

The SLIDE module screws onto the underside of your tabletop or desktop. The screw fixtures are designed for table or desk tops up to 20 mm thick. If the thickness is more than 20 mm you will need to rout the area around the SLIDE module housing down to 20 mm.

The dimensions of the sliding panel in the tabletop are approx. (L x W) 302.5 x 236 mm. The built-in frame for the socket outlets is attached to the SLIDE module using the screws included in the scope of supply. Power strips (short version) can also be attached to this built-in frame and interchanged if required. You will find power strips on page 20/21.

### Sealed cables can also be supplied

The SLIDE module's moving carriage is opened and closed using a pushbutton. The carriage itself can have an "elongated slot" so that cables can be routed even when the unit is closed. Customers can choose whether to also include this slot in the table or desk top through the design of the cut-out.

### Electronics for safety

As soon as a resistance is felt by the moving "carriage", the electronics will bring it to a halt. This prevents fingers and cables getting trapped, avoiding possible injuries or damage.

Ideal for conference and training desks and tables and high-grade workstations alike, CONFERENCE is a truly refined and discreet solution for individual access to power and data connections.

When not in use, CONFERENCE is hidden in the top of the desk or table. When you need power or data, press with your thumb to release the magnetic catch and the opening flap swings up. Once you have connected your notebook, projector, microphone, etc. the flap can be closed again. The narrow closing flap opposite adapts to the inserted cables - nothing is squashed and the elegant appearance of the desk or table is preserved.

CONFERENCE built-in frames are available both for surface mounting (e.g. if retrofitting) and for flush mounting in the tops of desks and tables. Where installed under a desk or table, the opening and closing flaps are flush with the table or desk top. As we can supply flaps on request in almost any coating and even ready for veneer finishing, CONFERENCE is able to meet the most stringent of requirements in terms of elegant looks and harmonious design.

The configuration of CONFERENCE data connections can be freely selected. Power strips can also be interchanged quickly and at any time, without the need for tools. Maximum functionality and top-end design can therefore be adapted to advancements in communication technology for many years to come.

**The advantages  
at a glance**

- Integrated into the top of the desk or table
- Simply press with your thumb to open
- Flap can be closed with cables connected
- For both surface mounting (e.g. if retrofitting) and flush mounting
- Can be installed flush with the top of the desk or table
- Suitable for veneer finishing
- Configuration can be freely selected (see custom modules from page 66)
- Complete power strip can be quickly interchanged




Simply press with your thumb to open CONFERENCE. Thanks to its flexible closing flap, the unit can even be closed once devices have been plugged in without crushing the cables.



# CONFERENCE

Setting a design standard

## CONFERENCE – as versatile as you need.




### Simple built-in frame fitting

The built-in frame is very easy to install - only standard tools are required. Simply make a rectangular cut-out in the top of your desk or table.

### Frameless

Conference under-table mounting frames (frameless) are fitted from the underside of the tabletop. Thus only the pivoting flaps are visible on the tabletop. The necessary drawings containing the special details of the table or desk cut-out are supplied with the unit or can be found in the download area at [www.bachmann.com](http://www.bachmann.com). If required, the flaps can be removed from the frame by means of the integrated bayonet catch. You can also custom match the flaps to the finish of your tabletop by gluing on a suitable veneer (this is not done ex works).

The dimensions of the cut-out are included in the frame packaging materials. They are also available by e-mail or can be downloaded from [www.bachmann.com](http://www.bachmann.com)



### Power strip simply clicks into place

The power strip is not supplied with the built-in frame and must be ordered separately.

It simply clicks into the built-in frame (tools are not required).

Since the power strip can be interchanged at any time, the user is guaranteed long-term flexibility and adaptability to future requirements.

## CONFERENCE with frame

- Chamfered side panels, can be flush-mounted on desk or table surface
- Incl. quick-change mechanism for swapping power strips
- Incl. fixing claws and fitting instructions with cut-out dimensions

Art. no. | Version

CONFERENCE built-in frame, long		Moonstone metallic
338.0200	<ul style="list-style-type: none"> <li>· Outer dimensions: approx. 466.1 x 182.4 mm, built-in dimensions: approx. 450.1 x 166.4 mm</li> <li>· Built-in depth: 110 mm</li> </ul>	




CONFERENCE built-in frame, short		Moonstone metallic
338.0201	<ul style="list-style-type: none"> <li>· Outer dimensions: approx. 284.6 x 182.4 mm, built-in dimensions: approx. 268.6 x 166.4 mm</li> <li>· Built-in depth: 110 mm</li> </ul>	

CONFERENCE built-in frame, long		RAL9006, silver grey
338.0221	<ul style="list-style-type: none"> <li>· Outer dimensions: approx. 466.1 x 182.4 mm, built-in dimensions: approx. 450.1 x 166.4 mm</li> <li>· Built-in depth: 110 mm</li> </ul>	



CONFERENCE built-in frame, short		RAL9006, silver grey
338.0219	<ul style="list-style-type: none"> <li>· Outer dimensions: approx. 284.6 x 182.4 mm, built-in dimensions: approx. 268.6 x 166.4 mm</li> <li>· Built-in depth: 110 mm</li> </ul>	

CONFERENCE built-in frame, long		Chrome effect finish
338.0212	<ul style="list-style-type: none"> <li>· Outer dimensions: approx. 466.1 x 182.4 mm, built-in dimensions: approx. 450.1 x 166.4 mm</li> <li>· Built-in depth: 110 mm</li> </ul>	




CONFERENCE built-in frame, short		Chrome effect finish
338.0210	<ul style="list-style-type: none"> <li>· Outer dimensions: approx. 284.6 x 182.4 mm, built-in dimensions: approx. 268.6 x 166.4 mm</li> <li>· Built-in depth: 110 mm</li> </ul>	


## CONFERENCE frameless

Art. no. | Version

CONFERENCE under-table built-in frame, long		RAL9006, silver grey
338.0230	<ul style="list-style-type: none"> <li>· Dimensions (visible surface): approx. 442.5 x 119 mm</li> <li>· Built-in depth: 107 mm</li> </ul>	



CONFERENCE under-table built-in frame, short		RAL9006, silver grey
338.0231	<ul style="list-style-type: none"> <li>· Dimensions (visible surface): approx. 261.5 x 119 mm</li> <li>· Built-in depth: 107 mm</li> </ul>	



You will find power strips suitable for Slide, Conference and Top Frame on page 20/21



TOP FRAME is the new power and data supply solution for conference facilities. With its completely recessable cover, power and data can be conveniently accessed from any seat around the table. The balanced geometry of TOP FRAME fits elegantly into the tabletop and allows it to be fitted with high-quality veneers.

TOP FRAME is also elegantly simple to open: just press lightly with a finger and it opens and closes again - silently.

With its surround frame, TOP FRAME is also suitable for retrofitting. The power strips can of course be interchanged in a flash and can be equipped with Bachmann's flexible custom modules.

TOP FRAME is available in various versions: in EV1 anodised aluminium or powder-coated in RAL 9006. Other surface finishes are available on request. A veneer of up to 0.6 mm can also be glued to the flap without the dimensions of the cut-out having to be changed.

The power strip clips into the frame without tools. There is a short version with 4 modules and a long version with 8 modules to suit both TOP FRAME solutions.

**The advantages  
at a glance**

- Access to power supply and data from any seat
- Silent opening
- Integrated into the top of the desk or table
- Can be installed flush with the top of the desk or table
- Version with surround frame suitable for retrofitting
- Suitable for veneer finishing
- Configuration can be freely selected
- Complete power strip can be quickly interchanged



TOP FRAME opens silently and can also be conveniently operated from the seat opposite.



# TOP FRAME

Perfect elegance

## TOP FRAME frameless

- Includes fixing accessories

Art. no. | Version

**TOP FRAME base** **Black**

Top Frame base without flap, black powder-coated housing

925.100	<ul style="list-style-type: none"> <li>· 4-way</li> <li>· Dimensions (L x W x H): approx. 300 x 92 x 98 mm</li> </ul>
925.101	<ul style="list-style-type: none"> <li>· 8-way</li> <li>· Dimensions (L x W x H): approx. 482.5 x 92 x 98 mm</li> </ul>

**TOP FRAME cover** **blasted and EV1 anodised**

Top Frame blasted and anodised cover, with fixing screws

925.0044	<ul style="list-style-type: none"> <li>· 4-way</li> <li>· for mounting on TOP FRAME base (art. no. 925.100)</li> </ul>
925.0034	<ul style="list-style-type: none"> <li>· 8-way</li> <li>· for mounting on TOP FRAME base (art. no. 925.101)</li> </ul>

**TOP FRAME cover** **blasted and black anodised**



Top Frame blasted and black anodised cover, with fixing screws

925.0047	<ul style="list-style-type: none"> <li>· 4-way</li> <li>· for mounting on TOP FRAME base (art. no. 925.100)</li> </ul>
925.0049	<ul style="list-style-type: none"> <li>· 8-way</li> <li>· for mounting on TOP FRAME base (art. no. 925.101)</li> </ul>

**TOP FRAME cover** **EV1 anodised**

Top Frame EV1 anodised cover, with fixing screws

925.0022	<ul style="list-style-type: none"> <li>· 4-way</li> <li>· for mounting on TOP FRAME base (art. no. 925.100)</li> </ul>
925.0023	<ul style="list-style-type: none"> <li>· 8-way</li> <li>· for mounting on TOP FRAME base (art. no. 925.101)</li> </ul>






TOP FRAME with frame


- Includes fixing accessories

Art. no. | Version


TOP FRAME		RAL 9006
Asymmetrical surround frame, short - for 4-way power strip		
925.500	<ul style="list-style-type: none"> <li>· Aluminium flap RAL 9006, black powder-coated housing</li> <li>· Dimensions (L x W x H): approx. 340.5 x 162 x 98.35 mm</li> </ul>	



TOP FRAME		RAL 9006
Asymmetrical surround frame, long - for 8-way power strip		
925.501	<ul style="list-style-type: none"> <li>· Aluminium flap RAL 9006, black powder-coated housing</li> <li>· Dimensions (L x W x H): approx. 583 x 162 x 110 mm</li> </ul>	



TOP FRAME		RAL 9006
Symmetrical surround frame, short - for 4-way power strip		
925.800	<ul style="list-style-type: none"> <li>· Aluminium flap RAL 9006, black powder-coated housing</li> <li>· Dimensions (L x W x H): approx. 400.5 x 192 x 98.35 mm</li> </ul>	



TOP FRAME		RAL 9006
Symmetrical surround frame, long - for 8-way power strip		
925.801	<ul style="list-style-type: none"> <li>· Aluminium flap RAL 9006, black powder-coated housing</li> <li>· Dimensions (L x W x H): approx. 583 x 192 x 98.35 mm</li> </ul>	



You will find power strips suitable for Slide, Conference and Top Frame on the next two pages

### 4-way power strips for Slide / Conference / Top Frame

Power cables and custom modules are available separately. See glossary for country-specific information.

Art. no. | Version



CUSTOM	4-way: 3 x custom modules + power socket outlet	Length: approx. 260 mm
Anodised aluminium profile; power input: GST18i3 plug, power output: GST18i3 socket		
	909.002	· 1 socket outlet with earthing contact, child-proof, black, set at 35°
	909.025	· 1 French / UTE socket outlet, child-proof, black, set at 35°
	909.028*	· 1 Swiss / CH socket outlet, black, set at 0°
	909.065*	· 1 Italian / earth contact combination, black, set at 35°



CUSTOM	4-way: 2 x custom modules + power socket outlets	Length: approx. 260 mm
Anodised aluminium profile; power input: GST18i3 plug, power output: GST18i3 socket		
	909.003	· 2 socket outlets with earthing contact, child-proof, black, set at 35°
	909.010	· 2 French / UTE socket outlets, child-proof, black, set at 35°
	909.017	· 2 Swiss / CH socket outlets, black, set at 0°
	909.029*	· 2 Italian / earth contact combination, black, set at 35°



CUSTOM	4-way: 1 x custom module + power socket outlets	Length: approx. 260 mm
Anodised aluminium profile; power input: GST18i3 plug, power output: GST18i3 socket		
	909.004	· 3 socket outlets with earthing contact, child-proof, black, set at 35°
	909.011	· 3 French / UTE socket outlets, child-proof, black, set at 35°
	909.018	· 4 Swiss / CH socket outlets, black, set at 0°
	909.058*	· 3 Italian / earth contact combination, black, set at 35°
	909.0023*	· 2 UK 3.15 A individually fused, child-proof, black, set at 45°



CUSTOM	4-way: 4 x custom modules	Length: approx. 260 mm
Anodised aluminium profile; without power connection		
	909.000	· without socket outlets



USB CHARGER	CUSTOM	4-way: 1 x USB double charger (5.2 V / 2.15 A) + custom modules + power socket outlets	L: approx. 260 mm
Anodised aluminium profile; power input: GST18i3 plug, power output: GST18i3 socket			
		909.0056	· 2 socket outlets with earthing contact, child-proof, black, set at 35° · 1 x USB double charger, 1 x custom module
		909.0059	· 2 French / UTE socket outlets, child-proof, black, set at 35° · 1 x USB double charger, 1 x custom module



### 8-way power strips for Conference / Top Frame

Power cables and custom modules are available separately. See glossary for country-specific information.

Art. no. | Version



























USB CHARGER	CUSTOM	8-way: 1 x USB double charger (5.2 V / 2.15 A) + custom modules + power socket outlets	L: approx. 444 mm
Anodised aluminium profile; power input: GST18i3 plug, power output: GST18i3 socket			
		909.0057	· 3 socket outlets with earthing contact, child-proof, black, set at 35° · 1 x USB double charger, 4 x custom modules
		909.0060	· 3 French / UTE socket outlets, child-proof, black, set at 35° · 1 x USB double charger, 4 x custom modules
		909.0058	· 3 UK 3.15 A individually fused, child-proof, black, set at 45° · 1 x USB double charger, 2 x custom modules


\* No storage type

## 8-way power strips for Conference / Top Frame

Power cables and custom modules are available separately. See glossary for country-specific information.

Art. no.	Version	
<b>8-way: 6 x custom modules + power socket outlet</b>		<b>Length: approx. 444 mm</b> <b>CUSTOM</b>
Anodised aluminium profile; power input: GST18i3 plug, power output: GST18i3 socket		
909.005	· 2 socket outlets with earthing contact, child-proof, black, set at 35°	
909.012	· 2 French / UTE socket outlets, child-proof, black, set at 35°	
909.033*	· 2 Swiss / CH socket outlets, black, set at 0°	
		
<b>8-way: 5 x custom modules + power socket outlet</b>		<b>Length: approx. 444 mm</b> <b>CUSTOM</b>
Anodised aluminium profile; power input: GST18i3 plug, power output: GST18i3 socket		
909.006	· 3 socket outlets with earthing contact, child-proof, black, set at 35°	
909.013	· 3 French / UTE socket outlets, child-proof, black, set at 35°	
909.0029*	· 2 UK 3.15 A individually fused, child-proof, black, set at 45°	
		
<b>8-way: 4 x custom modules + power socket outlet</b>		<b>Length: approx. 444 mm</b> <b>CUSTOM</b>
Anodised aluminium profile; power input: GST18i3 plug, power output: GST18i3 socket		
909.007	· 4 socket outlets with earthing contact, child-proof, black, set at 35°	
909.014	· 4 French / UTE socket outlets, child-proof, black, set at 35°	
909.019*	· 5 Swiss / CH socket outlets, black, set at 0°	
909.050*	· 4 Italian / earth contact combination, black, set at 35°	 
909.0028	· 2 UK 3.15 A individually fused, child-proof, black, set at 45°	
		
<b>8-way: 3 x custom modules + power socket outlet</b>		<b>Length: approx. 444 mm</b> <b>CUSTOM</b>
Anodised aluminium profile; power input: GST18i3 plug, power output: GST18i3 socket		
909.008	· 5 socket outlets with earthing contact, child-proof, black, set at 35°	
909.015	· 5 French / UTE socket outlets, child-proof, black, set at 35°	
909.020*	· 6 Swiss / CH socket outlets, black, set at 0°	
909.0027*	· 3 UK 3.15 A individually fused, child-proof, black, set at 45°	
		
<b>8-way: 2 x custom modules + power socket outlet</b>		<b>Length: approx. 444 mm</b> <b>CUSTOM</b>
Anodised aluminium profile; power input: GST18i3 plug, power output: GST18i3 socket		
909.009	· 6 socket outlets with earthing contact, child-proof, black, set at 35°	
909.016	· 6 French / UTE socket outlets, child-proof, black, set at 35°	
909.0026	· 4 UK 3.15 A individually fused, child-proof, black, set at 45°	
		
<b>8-way: 8 x custom modules</b>		<b>Length: approx. 444 mm</b> <b>CUSTOM</b>
Anodised aluminium profile; without power connection		
909.001	· without socket outlets	
		

## CONFERENCE guide rail set

Art. no.	Version	
<b>CONFERENCE guide rail set</b>		<b>Black</b>
For power strips (pages 6 - 7)		
940.099	· Guide rail, plastic, black · Incl. 2 countersunk head screws 2.9 x 13 mm with Torx to DIN 7982	

\* No storage type

CONI brings flexibility to the desktop, for example in conference and training rooms. CONI facilitates unrestricted individual access to power, media and data right on the table or desk top. Minimal depth also means no restriction on leg movement under the desk or table, even where the units are fitted near the edge. Furthermore, a wide range of standard surface finishes ensures a high level of design freedom.

When not in use, CONI integrates into the surface of the desk or table. Should you need power, data or media, simply open the cover, plug into a socket and close the cover again. The integrated brush insert prevents cables from jamming. The harmonious appearance of an "even" table is retained.

Configuration of CONI data connections can be freely selected (see custom modules from page 66). Power strips can also be interchanged quickly and at any time, without the need for tools. Integrated functionality and flexibility not just for today but also for the advancements of tomorrow.

**The advantages  
at a glance**

- Integrated into the top of the desk or table
- Minimum built-in depth, robust frame design
- Integrated brush insert for closing once cables have been connected
- Configuration can be freely selected (see custom modules from page 66)
- Complete power strip can be quickly interchanged
- Suitable for retrofitting



CONI provides unrestricted access to power, media and data supplies. Thanks to the integrated brush insert, the cover can be closed once devices have been connected without jamming the cables.



# CONI

Integrated functionality

## CONI built-in frame, short and long version

Built-in depth is 56 mm, suitable for desk or table top thicknesses of 10 mm and above. The R5 corner radius facilitates flush mounting in desks or tables.

The brush strips can easily be replaced with colour strips; no tools are required. Simply remove the built-in frame from the top of the desk or table and unscrew the 3 re-usable plastic rivets.

**CONI built-in frame short**

Outer dimensions: approx. 248 x 151 mm

**CONI built-in frame long**

Outer dimensions: approx. 386.5 x 151 mm

Art. no. | Version

**CONI short****Silver grey**

338.0203 | · Silver-grey similar to RAL9006

**CONI long****Silver grey**

338.0205 | · Silver-grey similar to RAL9006

**CONI short****Anthracite**

338.0204 | · Anthracite

**CONI long****Anthracite**

338.0206 | · Anthracite

**CONI short****Chrome-plated**

338.0214 | · Chrome-plated

**CONI long****Chrome-plated**

338.0227 | · Chrome-plated

**CONI short****Satin white**

911.000 | · Satin white RAL9010

**CONI long****Satin white**

911.001 | · Satin white RAL9010

**CONI short****Black**

911.002 | · Black RAL9005

**CONI long****Black**

911.003 | · Black RAL9005

**CONI short****Stainless steel**

911.004 | · Ground stainless steel

**CONI long****Stainless steel**

911.005 | · Ground stainless steel



## CONI bracket

- For mounting CONI power strips without using a built-in frame, can be installed e.g. under a desk or table top in a cable tray. Standard chipboard screws (which can be purchased from all good retailers) are required for mounting.
- Takes account of the rear-side outlet and bending radii of power and data connections.

Art. no. | Version

### CONI mounting high

- |         |   |
|---------|---|
| 918.002 | <ul style="list-style-type: none"> <li>· Black</li> <li>· 2 pcs in plastic bag</li> <li>· Distance between socket outlet profile and floor: 30 mm from floor to top edge</li> <li>· Power strip: 74 mm</li> </ul> |
|---------|---|



## CONI holder

- For optional mounting on CONI mounting frame (short and long version)
- Allows excess lengths of cable to be stowed when plugged in
- Easy to fit by hooking into mounting frame already fitted, using plastic rivets supplied
- Small extra built-in depth of approx. 20 mm in addition to depth of mounting frame



Art. no. | Version

### CONI holder

- |         |  |
|---------|--|
| 911.910 | · Version for Coni mounting frame, short |
| 911.913 | · Version for Coni mounting frame, long  |



## CONI brushes

Art. no. | Version

### CONI brush strip short

- |         |          |
|---------|----------|
| 911.900 | · Red    |
| 911.901 | · Blue   |
| 911.902 | · White  |
| 911.903 | · Yellow |
| 911.904 | · Black  |

### CONI brush strip long

- |         |          |
|---------|----------|
| 911.905 | · Red    |
| 911.906 | · Blue   |
| 911.907 | · White  |
| 911.908 | · Yellow |
| 911.909 | · Black  |



### 3-way power strips for CONI

Power cables and custom modules are available separately. See glossary for country-specific information.

Art. no. | Version



CUSTOM	3-way: 2 x custom modules + power socket outlet	Length: approx. 217 mm
Anodised aluminium profile; power input: 0.1 m cable and GST18i3 plug		
	912.002	· 1 socket outlet with earthing contact, child-proof, black, set at 35°
	912.009	· 1 French / UTE socket outlet, child-proof, black, set at 35°
	912.016	· 1 Swiss / CH socket outlet, black, set at 0°
	912.0055*	· 1 Italian / earth contact combination, black, set at 35°



CUSTOM	3-way: 1 x custom module + power socket outlets	Length: approx. 217 mm
Anodised aluminium profile; power input: 0.1 m cable and GST18i3 plug		
	912.003	· 2 socket outlets with earthing contact, black, set at 35°
	912.010	· 2 French / UTE socket outlets, child-proof, black, set at 35°
	912.015	· 3 Swiss / CH socket outlets, black, set at 0°
	912.037*	· 1 socket outlet with earthing contact, black, set at 35°
		· 1 Swiss / CH socket outlet, black, set at 0°
	912.045*	· 2 UK 3.15 A individually fused, child-proof, black, set at 90°



CUSTOM	3-way: 1 x custom module + power socket outlets, black and red	Length: approx. 217 mm
Anodised aluminium profile; power input: 2 x 0.1 m cable (black and red) and GST18i3 plug (black)		
	912.023*	· 1 socket outlet with earthing contact, black, set at 35° · 1 socket outlet with earthing contact, red, set at 35°



	3-way: 2 x CAT5e + power socket outlets	Length: approx. 217 mm
Anodised aluminium profile; power input: 0.1 m cable and GST18i3 plug		
	333.1008	· 2 socket outlets with earthing contact, black, set at 35° · 2 CAT5e RJ45, front: socket / rear: socket



	3-way: Power socket outlets	Length: approx. 217 mm
Anodised aluminium profile; power input: 0.1 m cable and GST18i3 plug		
	333.1007	· 3 socket outlets with earthing contact, black, set at 35°



CUSTOM	3-way: 3 x custom modules	Length: approx. 217 mm
Anodised aluminium profile; without power connection		
	912.000	without socket outlets

Art. no. | Version



USB CHARGER	CUSTOM	3-way: 1 x USB double charger (5.2 V/2.15 A) + custom modules + power socket outlets	Length: approx. 217 mm
Anodised aluminium profile; power input: 0.1 m cable and GST18i3 plug			
		912.0167	· 1 socket outlet with earthing contact, child-proof, black, set at 35° · 1 x USB double charger (5.2 V/2.15 A), 1 x custom module
		912.0156	· 2 socket outlets with earthing contact, child-proof, black, set at 35° · 1 x USB double charger (5.2 V/2.15 A)
		912.0171	· 1 French / UTE socket outlet, child-proof, black, set at 35° · 1 x USB double charger (5.2 V/2.15 A), 1 x custom module



\* No storage type



## 6-way power strips for CONI

Power cables and custom modules are available separately. See glossary for country-specific information.

Art. no.	Version		
<b>6-way: 5 x custom modules + power socket outlet</b>		<b>Length: approx. 356 mm</b>	<b>CUSTOM</b>
Anodised aluminium profile; power input: 0.1 m cable and GST18i3 plug			
912.004	· 1 socket outlet with earthing contact, child-proof, black, set at 35°		
<b>6-way: 4 x custom modules + power socket outlet</b>		<b>Length: approx. 356 mm</b>	<b>CUSTOM</b>
Anodised aluminium profile; power input: 0.1 m cable and GST18i3 plug			
912.005	· 2 socket outlets with earthing contact, child-proof, black, set at 35°		
912.011	· 2 French / UTE socket outlets, child-proof, black, set at 35°		
912.017	· 3 Swiss / CH socket outlets, black, set at 0°		
912.0125*	· 1 UK 3.15 A individually fused, child-proof, black, set at 45°		
<b>6-way: 3 x custom modules + power socket outlet</b>		<b>Length: approx. 356 mm</b>	<b>CUSTOM</b>
Anodised aluminium profile; power input: 0.1 m cable and GST18i3 plug			
912.006	· 3 socket outlets with earthing contact, child-proof, black, set at 35°		
912.012	· 3 French / UTE socket outlets, child-proof, black, set at 35°		
912.018	· 4 Swiss / CH socket outlets, black, set at 0°		
912.022*	· 3 UK 3.15 A individually fused, child-proof, black, set at 90°		
912.0124*	· 2 UK 3.15 A individually fused, child-proof, black, set at 45°		
<b>6-way: 2 x custom modules + power socket outlet</b>		<b>Length: approx. 356 mm</b>	<b>CUSTOM</b>
Anodised aluminium profile; power input: 0.1 m cable and GST18i3 plug			
912.007	· 4 socket outlets with earthing contact, child-proof, black, set at 35°		
912.013	· 4 French / UTE socket outlets, child-proof, black, set at 35°		
912.019	· 5 Swiss / CH socket outlets, black, set at 0°		
912.035*	· 1 socket outlet with earthing contact, black, set at 35°		
	· 3 Swiss / CH socket outlets, black, set at 0°		
912.0123	· 3 UK 3.15 A individually fused, child-proof, black, set at 45°		
<b>6-way: 1 x custom module + power socket outlet</b>		<b>Length: approx. 356 mm</b>	<b>CUSTOM</b>
Anodised aluminium profile; power input: 0.1 m cable and GST18i3 plug			
912.008	· 5 socket outlets with earthing contact, child-proof, black, set at 35°		
912.014	· 5 French / UTE socket outlets, child-proof, black, set at 35°		
912.021*	· 4 UK 3.15 A individually fused, child-proof, black, set at 90°		
912.0122	· 4 UK 3.15 A individually fused, child-proof, black, set at 45°		
<b>6-way: 3 x custom modules + power socket outlet, black and red</b>		<b>Length: approx. 356 mm</b>	<b>CUSTOM</b>
Anodised aluminium profile; power input: 2 x 0.1 m cable (black and red) and GST18i3 plug (black)			
912.024	· 1 socket outlet with earthing contact, child-proof, black, set at 35°		
	· 2 socket outlets with earthing contact, child-proof, red, set at 35°		
<b>6-way: 2 x custom modules + power socket outlet, black and red</b>		<b>Length: approx. 356 mm</b>	<b>CUSTOM</b>
Anodised aluminium profile; power input: 2 x 0.1 m cable (black and red) and GST18i3 plug (black)			
912.025	· 2 socket outlets with earthing contact, black, set at 35°		
	· 2 socket outlets with earthing contact, red, set at 35°		
<b>6-way: 6 x custom modules</b>		<b>Length: approx. 356 mm</b>	<b>CUSTOM</b>
Anodised aluminium profile; without power connection			
912.001	without socket outlets		
<b>6-way: 1 x USB double charger (5.2 V/2.15 A) + custom modules + power socket outlets</b>		<b>Length: approx. 356 mm</b>	<b>CUSTOM</b> <b>USB CHARGER</b>
Anodised aluminium profile; power input: 0.1 m cable and GST18i3 plug			
912.0168	· 2 socket outlets with earthing contact, child-proof, black, set at 35°		
	· 1 x USB double charger, 3 x custom modules		
912.0169	· 3 Swiss / CH socket outlets, child-proof, black, set at 90°		
	· 1 x USB double charger, 3 x custom modules		
912.0172	· 2 French / UTE socket outlets, child-proof, black, set at 35°		
	· 1 x USB double charger, 3 x custom modules		
912.0170	· 2 UK 3.15 A individually fused, child-proof, black, set at 45°		
	· 1 x USB double charger, 2 x custom modules		

Art. no. | Version



# CONI COVER

## Easy access



CONI COVER is an elegant way of accessing separate power supply units or standard cable installation systems under the tops of desks and tables. It is ideal, for example, for desks and tables with built-in cable ducts. CONI COVER can of course also be retrofitted to existing equipment.

To access the connections under the desktop or tabletop, simply open the cover of the CONI COVER. Thanks to the integrated brush insert, the cover can even be closed again with devices connected. The harmonious appearance of an “even” table is retained.

CONI COVER, the refined cover for practical solutions - access couldn't be easier!

### The advantages at a glance

- Compatible with all makes of duct and furniture
- Ideal for retrofitting
- Integrated brush insert for closing even when cables are connected

CONI COVER built-in frames are available in short and long versions. The R5 corner radius facilitates flush mounting in desks or tables. The built-in depth of 24 mm is suitable for a minimum desk or table top thickness of 16 mm. Fixing to the desk or table top is with 4 screws. These are screwed on from the inside through corresponding holes on the long sides of the built-in frame. Fitting instructions and cut-out dimensions are supplied with the unit.

**CONI COVER built-in frame short**

Outer dimensions: 248 x 149 mm

**CONI COVER built-in frame long**

Outer dimensions: 387 x 149 mm

Art. no. | Version

**CONI COVER short** **Silver grey**

338.0081 | · Sheet steel silver-grey RAL9006 (similar)

**CONI COVER long** **Silver grey**

338.0080 | · Sheet steel silver-grey RAL9006 (similar)

**CONI COVER short** **Satin white**

911.500 | · Satin white RAL9010

**CONI COVER long** **Satin white**

911.501 | · Satin white RAL9010

**CONI COVER short** **Black**

911.502 | · Black RAL9005

**CONI COVER long** **Black**

911.503 | · Black RAL9005



## CONI COVER and STEP. The expandable combination.

The modular design of the STEP power strips puts everything you need for your specific, customised supply of power and data at your fingertips. CONI COVER with its integrated brush insert provide access that is both fast and elegant. For STEP see from page 60.



Easy access to all power supply units located under the table or desk top - for example to modular STEP power strips.

You will find STEP on page 60

POWER FRAME is the compact solution for integrated and easily accessible power and data connections for workstations.

They can be either factory fitted or supplied for retrofitting.

Combining compact dimensions with high-quality timeless design, POWER FRAME opens up virtually unlimited application options that go far beyond the realm of office workstations. Such as in sales showrooms and display windows and at trade fair and demonstration stands.

In short, wherever secure and rapid connections are the order of the day.

Your chosen power strip simply plugs into the built-in frame from below without tools - a stroke of perfection.

POWER FRAME - for a more compact and more efficient solution.

**The advantages  
at a glance**

- Compact dimensions
- Suitable for retrofitting
- Timeless design
- Versatile in application
- Rapid installation of complete power strips



POWER FRAME is the solution for easy-to-access power and data connections at workstations and elsewhere. The power strip simply clicks into the built-in frame from below.



# POWER FRAME

Compact and efficient



# POWER FRAME – the practical unit for fast fitting.



POWER FRAME is an easily accessible unit for supplying electricity to workstations. The power strip clicks into the built-in frame and can be interchanged or fitted with custom modules as required.

Built-in frame for desk/table top thicknesses: from 10 mm  
 Installation depth (of built-in frame): approx. 36 mm  
 Corner radius for flush mounting: R5  
 Total installation depth (with cables): approx. 70 mm

The power and data sockets are located on the rear of the power strip.

## Built-in frame



Art. no.	Version	Outer dimensions approx. 241 x 73 mm
317.000	· Silver grey, similar to RAL 9006	
317.001	· Stainless steel	
915.000	· Black RAL 9005	
915.001	· White RAL 9010	

Art. no.	Version	Length: approx. 283.5 x 73 mm
317.006	· Silver grey, similar to RAL 9006	
915.004	· Black RAL 9005	

## Plastic power strips, 3-way



Art. no.	Version	Length: approx. 220 mm
<b>CUSTOM</b>   3-way: 2 x custom modules + power socket outlet		
Plastic profile; power input: 0.1 m cable and GST18i3 plug		
916.061	· 1 socket outlet with earthing contact, child-proof, black, set at 35°	
916.063	· 1 French / UTE socket outlet, child-proof, black, set at 35°	
<b>CUSTOM</b>   3-way: 1 x custom module + power socket outlets		
Plastic profile; power input: 0.1 m cable and GST18i3 plug		
916.060	· 2 socket outlets with earthing contact, child-proof, black, set at 35°	
916.062	· 2 French / UTE socket outlets, child-proof, black, set at 35°	
<b>CUSTOM</b>   3-way: Power socket outlets		
Plastic profile; power input: 0.1 m cable and GST18i3 plug		
317.117	· 3 socket outlets with earthing contact, child-proof, black, set at 35°	
916.059	· 3 French / UTE socket outlets, child-proof, black, set at 35°	

Aluminium power strips, 3-way

Art. no.	Version		
<b>3-way: 2 x custom modules + power socket outlets</b>		<b>Length: approx. 220 mm</b>	<b>CUSTOM</b>
Anodised aluminium profile; power input: 0.1 m cable and GST18i3 plug			
916.001	· 1 socket outlet with earthing contact, child-proof, black, set at 35°		
916.003	· 1 French / UTE socket outlet, child-proof, black, set at 35°		
916.005*	· 1 Swiss / CH socket outlet, black, set at 0°		
<b>3-way: 1 x custom module + power socket outlets</b>		<b>Length: approx. 220 mm</b>	<b>CUSTOM</b>
Anodised aluminium profile; power input: 0.1 m cable and GST18i3 plug			
916.000	· 2 socket outlets with earthing contact, child-proof, black, set at 35°		
916.002	· 2 French / UTE socket outlets, child-proof, black, set at 35°		
916.004*	· 3 Swiss / CH socket outlets, black, set at 0°		
916.082	· 2 UK 3.15 A individually fused, child-proof, black, set at 90°		
<b>3-way: 2 x CAT5e + power socket outlets</b>		<b>Length: approx. 220 mm</b>	
Anodised aluminium profile; power input: 0.1 m cable and GST18i3 plug			
317.101	· 2 socket outlets with earthing contact, child-proof, black, set at 35° · 2 CAT5e RJ45, front: socket / rear: socket		
<b>3-way: Power socket outlets</b>		<b>Length: approx. 220 mm</b>	
Anodised aluminium profile; power input: 0.1 m cable and GST18i3 plug			
317.100	· 3 socket outlets with earthing contact, child-proof, black, set at 35°		
317.102	· 3 French / UTE socket outlets, child-proof, black, set at 35°		
916.1129	· 3 UK 3.15 A individually fused, child-proof, black, set at 90°		
<b>3-way: 3 x custom modules</b>		<b>Length: approx. 220 mm</b>	<b>CUSTOM</b>
Anodised aluminium profile; without power connection			
916.010	· Custom module-only variant		
<b>3-way: 1 x USB double charger (5.2 V/2.15 A) + 1 x custom module + power socket outlets</b>		<b>Length: approx. 220 mm</b>	<b>CUSTOM</b> <b>USB CHARGER</b>
Anodised aluminium profile; power input: 0.1 m cable and GST18i3 plug			
916.0039	· 1 socket outlet with earthing contact, child-proof, black, set at 35°		
916.0042	· 1 French / UTE socket outlet, child-proof, black, set at 35°		
<b>3-way: 1 x USB double charger (5.2 V/2.15 A) + power socket outlets</b>		<b>Length: approx. 220 mm</b>	<b>CUSTOM</b> <b>USB CHARGER</b>
Anodised aluminium profile; power input: 0.1 m cable and GST18i3 plug			
916.0040	· 2 socket outlets with earthing contact, child-proof, black, set at 35°		

Power strips, 4-way

Art. no.	Version			
<b>4-way: 1 x USB double charger (5.2 V/2.15 A) + 2 x custom modules + power socket outlets</b>		<b>L: approx. 261.9 mm</b>	<b>CUSTOM</b> <b>USB CHARGER</b>	
Anodised aluminium profile; power input: 0.1 m cable and GST18i3 plug				
916.0041*	· 1 socket outlet with earthing contact, child-proof, black, set at 35°			
<b>4-way: 2 x custom modules + power socket outlets</b>		<b>L: approx. 261.9 mm</b>		<b>CUSTOM</b>
Black plastic; power input: 0.1 m cable and GST18i3 plug				
916.0601	· 2 socket outlet with earthing contact, child-proof, black, set at 35°			
<b>4-way: 3 x custom modules + power socket outlets</b>		<b>L: approx. 261.9 mm</b>		<b>CUSTOM</b>
Black plastic; power input: 0.1 m cable and GST18i3 plug				
916.0611	· 1 socket outlet with earthing contact, child-proof, black, set at 35°			



\* No storage type



# POWER FRAME COVER

Who'd have thought power could be so elegant?

The compact POWER FRAME has evolved into the POWER FRAME COVER. An elegant and attractive aluminium cover, designed especially for conference and office environments with a strong design element, which also protects power and data connections from dust and dirt.

#### **The advantages at a glance**

- Design piece made from anodised aluminium
- For conference tables and desks
- Access to power supply and data from any seat
- Dust protection
- Versatile: can be combined with socket outlet and data/audio/video modules





POWER FRAME COVER

Art. no. | Version

<b>POWER FRAME COVER 3-way</b>		<b>Dimensions approx. 255 x 87 x 8 mm</b>
3-way black Power Frame (art. 915.000), with aluminium flap, for gluing into desk or table		
915.500	· Aluminium	
915.503	· Aluminium, painted in white RAL 9010	
915.501	· Aluminium, painted in stainless steel	




<b>POWER FRAME COVER 4-way</b>		<b>Dimensions approx. 298 x 87 x 8 mm</b>
4-way black Power Frame (art. 915.004), with aluminium flap, for gluing into desk or table		
915.502	· Aluminium	



Only power strips with evenly flush custom modules can be used in conjunction with the POWER FRAME COVER.

**See previous pages for suitable power strips.**





reddot design award  
winner 2012

# TWIST

## Power outside the box

TWIST is a power strip for office, lounge and kitchen areas. With its compact design and low installation depth, it is easily integrated in desks or kitchen worktops. Because the power cable is routed close to the housing, the installation depth is only around 40 mm, so the unit can be easily installed above a drawer.

With a choice of stainless steel or chrome look finish, the TWIST blends easily into both modern and organic interiors. After use, simply rotate the cover and the socket outlets disappear underneath it. The TWIST won the Red Dot Product Design Award 2012.



### The advantages at a glance

- Very low installation depth (approx. 40 mm)
- Compact design (H x diameter: approx. 42.5 x 115 mm)
- Space-saving cable routing
- Quick and easy to install
- Stainless steel or matt chrome
- Red Dot Product Design Award Winner 2012



TWIST

Art. no. | Version

**TWIST 2S**

Metallic stainless steel look cover disc; power input: 2.0 m cable with end sleeves and black earthing contact mounting plug (included)

- 931.000 · 2 x socket outlets with earthing contact, child-proof, black
- Installation diameter 105 mm, installation depth 40 mm
- for desk/table top thicknesses from 20 mm

**TWIST 1S 2P**

Metallic matt chrome look cover disc; power input: 0.2 m with GST18i3 plug

- 931.001 · 1 x socket outlet with earthing contact, child-proof, black
- 2 x keystone mount for data sockets
- Installation diameter 105 mm, installation depth 40 mm
- for desk/table top thicknesses from 20 mm

**Hole saw diameter 105 mm**

For fitting the TWIST

- 931.900 · in wood / plastic
- cutting depth up to 44 mm

Mounting tool for hole saw 931.900

- 918.900 · with centre drill


**Keystone modules for 931.001 can be found in the Custom modules chapter.**



Similar to illustration

TWIST is so compact that it can even be installed above a drawer.

At 42.5 mm high, TWIST is so compact that it can be fitted on almost any surface. It can even be installed above a drawer. The cable is routed through a flexible outlet and stored in a recessed channel.



40 mm is all the space that TWIST requires.



# ELEVATOR

The elevator is powered straight away

ELEVATOR fits perfectly in any working environment. At 79 mm in diameter, ELEVATOR is ideal for integrating power and data connections in tiny spaces.

Simply press down with your thumb to raise and lower ELEVATOR. ELEVATOR is available in two versions: with three socket outlets or with one socket outlet and two data connections.

Installation is incredibly simple. ELEVATOR is placed in a cut-out 79 mm in diameter and secured to the desk or table top from below using a lock ring.

## The advantages at a glance

- Press down with your thumb to raise
- 2 configurations
- Suitable for standard 79 mm hole
- Quick and easy to install
- Suitable for retrofitting
- Aluminium nickel-plated, brushed
- Classic design
- For desk or table top thicknesses of 16 - 40 mm





ELEVATOR

Art. no. | Version

**Elevator power strip**

Stainless steel look aluminium profile; kitchen variant; power input: 2.0 m H05VV-F 3G 1.5 mm<sup>2</sup> with end sleeves and earthing contact mounting plug (included)

- 928.003 | · 1 socket outlet with earthing contact, child-proof, black, set at 35°
- | · 2 Euro socket outlets, child-proof, black

Anodised aluminium profile E0EV01; office variant

Power input: 0.3 m H05VV-F 3G 1.5 mm<sup>2</sup> with GST18 plug; 3.0 m data cables and plug

- 928.004 | · 1 socket outlet with earthing contact, child-proof, black, set at 35°
- | · 2 CAT6 RJ45 with 3.0 m data cable and RJ45 plug
- 928.005 | · 1 socket outlet with earthing contact, child-proof, black, set at 35°
- | · 1 USB A socket with 3.0 m data cable and plug
- | · 1 CAT6 RJ45 with 3.0 m data cable and RJ45 plug
- 928.006 | · 1 socket outlet with earthing contact, child-proof, black, set at 35°
- | · 1 HDMI socket with 3.0 m data cable and plug
- | · 1 CAT6 RJ45 with 3.0 m data cable and plug

Art. no. | Version

**Hole saw diameter 79 mm**

For fitting the ELEVATOR

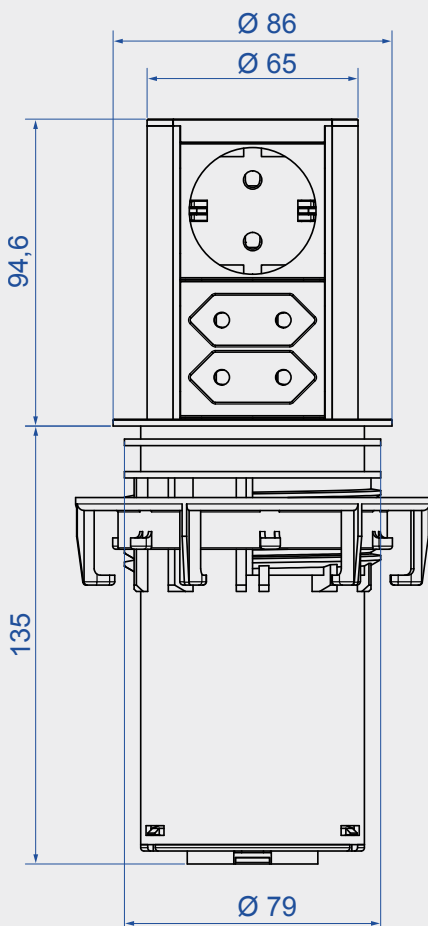
- 928.900 | · in wood / plastic
- | · cutting depth up to 44 mm

Mounting tool for hole saw

- 918.900 | · with centre drill



Similar to illustration



Dimensions in mm

## ELEVATOR fits in cut-outs 79 mm in diameter

100 mm high, 79 mm in diameter: With 3 socket outlets, ELEVATOR is a tiny yet impressive powerhouse. Simply press down with your thumb to open ELEVATOR. It is simply lowered again after use.



LIFT is the totally practical combination of sophisticated looks and high-precision mechanical design. The unit is recessed neatly in the top of the desk or table when not in use. Simply touch to raise out of the desk or table ready for docking on all four sides. Once you have finished using the LIFT unit, simply push it back into its initial recessed position by hand.

LIFT can be supplied in a variety of power and data connection configurations. This highly compact unit needs a drill hole only 140 mm in diameter for installation. Built-in depth both open and closed is just 195 mm.

By setting cutting-edge technology in motion, LIFT makes power and data supply a truly enjoyable experience.

**The advantages  
at a glance**

- Simply touch to raise
- Attractive looks all round
- Access points on four sides
- Incredibly compact dimensions
- Low built-in depth
- 4 plug-in units on 1 height unit



Simply touch to raise and lower LIFT. The unit has connection points on four sides and can be equipped with a variety of power and data connection configurations.





# LIFT

High-tech in motion






Enclosure colour BLACK

Art. no. | Version

**LIFT: Power socket outlets**

Enclosure colour black; power input: 0.5 m cable and GST18i3 plug


	904.000	· 4 socket outlets with earthing contact, child-proof, black, set at 35°
	904.004	· 4 French / UTE socket outlets, child-proof, black, set at 35°
	904.024*	· 4 Swiss / CH socket outlets, black, set at 0°
	904.020*	· 4 UK 3.15 A individually fused, child-proof, black, set at 90°



**LIFT: 2 x CAT6 + power socket outlets**

Enclosure colour black; power input: 3.0 m cable and plug; 3.0 m data cable and RJ45 plug

	904.001	· 3 socket outlets with earthing contact, child-proof, black, set at 35°
	904.005	· 3 French / UTE socket outlets, child-proof, black, set at 35°
	904.025*	· 3 Swiss / CH socket outlets, black, set at 0°
	904.021*	· 3 UK 3.15 A individually fused, child-proof, black, set at 90°



**LIFT: 2 x CAT6, 1 x VGA + miniature jack + power socket outlets**

Enclosure colour black; power input: 3.0 m cable and plug;  
CAT6 3.0 m data cable and RJ45 plug; VGA 15-pole and miniature jack with 3.0 m cable and plug

	904.002	· 2 socket outlets with earthing contact, child-proof, black, set at 35°
	904.006	· 2 French / UTE socket outlets, child-proof, black, set at 35°
	904.026*	· 2 Swiss / CH socket outlets, black, set at 0°
	904.022*	· 2 UK 3.15 A individually fused, child-proof, black, set at 90°



**LIFT: 2 x CAT6, 2 x USB + power socket outlets**

Enclosure colour black; power input: 3.0 m cable and plug;  
CAT6 3.0 m data cable and RJ45 plug; USB A socket with 3.0 m cable and plug

	904.003	· 2 socket outlets with earthing contact, child-proof, black, set at 35°
	904.007	· 2 French / UTE socket outlets, child-proof, black, set at 35°
	904.027*	· 2 Swiss / CH socket outlets, black, set at 0°
	904.023*	· 2 UK 3.15 A individually fused, child-proof, black, set at 90°



**LIFT: 2 x CAT6, 1 x VGA + miniature jack, 1 x HDMI, power socket outlet**

Enclosure colour black; power input: 3.0 m cable and plug

	904.045	· CAT6 3.0 m data cable and RJ45 plug; VGA 15-pole and miniature jack with 3.0 m cable and plug · 1 x socket outlet with earthing contact, child-proof, black, set at 35°, with 3.0 m cable and plug · 2 x CAT6 RJ45 with 3.0 m data cable and RJ45 plug · 1 x VGA + miniature jack each with 3.0 m cable · 1 x HDMI with plug
--	---------	--



**USB CHARGER**

**LIFT: 1 x USB double charger (5.2 V/2.15 A), 2 x CAT6 + power socket outlets**

Enclosure colour black; power input: 3.0 m cable and plug; 3.0 m data cable and RJ45 plug

	904.0001*	· 2 x socket outlets with earthing contact, child-proof, black, set at 35° · 1 x USB double charger · 2 x CAT6 RJ45 socket
--	-----------	--



\* No storage type

Enclosure colour SILVER




Art. no. | Version

**LIFT: Power socket outlets**

Enclosure colour silver; power input: 0.5 m cable and GST18i3 plug


904.008 | · 4 socket outlets with earthing contact, child-proof, black, set at 35°



**LIFT: 2 x CAT6 + power socket outlets**

Enclosure colour black; power input: 3.0 m cable and plug; 3.0 m data cable and RJ45 plug

904.009 | · 3 socket outlets with earthing contact, child-proof, black, set at 35°



**LIFT: 2 x CAT6, 1 x VGA + miniature jack + power socket outlets**

Enclosure colour black; power input: 3.0 m cable and plug;

CAT6 3.0 m data cable and RJ45 plug; VGA 15-pole and miniature jack with 3.0 m cable and plug

904.010 | · 2 socket outlets with earthing contact, child-proof, black, set at 35°



**LIFT: 2 x CAT6, 2 x USB + power socket outlets**

Enclosure colour black; power input: 3.0 m cable and plug;

CAT6 3.0 m data cable and RJ45 plug; USB A socket with 3.0 m cable and plug

904.011 | · 2 socket outlets with earthing contact, child-proof, black, set at 35°



**Hole saw**

diameter 140 mm

For LIFT installation

904.900 | · Hole saw for clamping, with centre drill  
· 140 mm diameter



Similar to illustration

DESK is the ideal solution for data, media and power management wherever workstations need to be flexible. Typical situations might include meeting rooms, home offices or desk sharing environments.

The modular construction of DESK enables it to be factory configured with exactly the communications and power connections required for specific workstations and applications. Thus for power connections there is a free choice of either the flexible Wieland system or permanent connections. The data connections are fitted with adapters as standard, but can likewise also be fixed connections.

When it comes to positioning the DESK units, again versatility is the key. They are fixed to the desk/table top by mounting brackets or screws or can be free-standing, as best suits the application and good style.

**The advantages  
at a glance**

- Flexibility of use regardless of location
- With Wieland connector system or fixed cable connections
- Fixed or free-standing on desk/table
- Custom versions adapt to future requirements



The modular construction of DESK enables it to be factory configured with exactly the communications and power connections you require. DESK can be fixed to a table or desk top or be free-standing.



# DESK 1

Versatility with style

## DESK 1 – every possibility at your fingertips.



### Plug connections as standard

The standard power connection features a Wieland plug-in connector in the rear panel and provides both reliable power feed and also flexibility in cable length. The cables can be swapped for longer or shorter power supply cables, for example. We use Wieland's GST18 connector, which is popular all over the world, as standard. This plug connection has a catch mechanism which complies with the relevant standards and can be released again if required. The contacts on the plug connection are safe to touch.

A power output socket provides a means of forwarding power to the next module.


### Mounting without damage

DESK 1 can be mounted on the edge of a desk or table quickly and easily using a mounting bracket. A size 4 Allen key is required in order to tighten the inside screw on the bracket. Mounting does not damage the table/desk top. You will find a range of mounting brackets and units on page 51.

### DESK 1 plus STEP in combination

Combining DESK 1 with a STEP power strip provides the ideal overall solution for an individual office workstation. DESK 1 provides easy access to power and data connections for various devices (laptop, mobile phone, USB etc.) whilst the STEP power strip under the desk/table top supplies power to fixed devices such as PC, monitor, printer etc. The STEP power strip is screwed in place underneath the top of the desk or table or placed in a duct underneath.

The integrated Wieland connector system allows multiple power strips to be connected in series in compliance with standards.





# DESK 1 – Product matrix

A detailed product description can be found on the following pages.

DESK 1	Country code	Socket inserts	Spaces for custom modules	USB charger	Illuminated switch	CAT5e RJ45 Socket/socket	VGA+3.5 mm miniature jack	USB 3.0 A/A socket	Incl. bracket	Incl. supply cable	Child-proof	Length in mm
902.0182	DE	2	1	yes	-	-	-	-	-	-	yes	281.3
902.011	DE	2	2	-	-	-	-	-	-	-	yes	322.5
902.0183*	DE	2	2	yes	-	-	-	-	-	-	yes	323.8
902.0048	DE	3	-	-	-	-	-	-	-	-	yes	270.0
339.1002	DE	3	-	-	-	-	-	-	yes	-	yes	225.0
902.0050	DE	3	-	-	yes	-	-	-	-	-	yes	313.0
339.1001	DE	3	-	-	yes	-	-	-	yes	yes	yes	268.0
339.1004	DE	3	-	-	-	2	-	-	yes	-	yes	280.0
339.1005	DE	3	-	-	-	2	1	-	yes	-	yes	325.0
339.1006	DE	3	-	-	-	2	-	1	yes	-	yes	325.0
902.000	DE	3	1	-	-	-	-	-	-	-	yes	322.5
902.017	DE	3	1	-	yes	-	-	-	-	-	yes	365.0
902.001	DE	3	2	-	-	-	-	-	-	-	yes	365.0
902.018	DE	3	2	-	yes	-	-	-	-	-	yes	408.0
902.012	DE	1/2	2	-	-	-	-	-	-	-	yes	385.0
902.002	DE	3	3	-	-	-	-	-	-	-	yes	366.3
902.019	DE	3	3	-	yes	-	-	-	-	-	yes	450.0
902.003	DE	3	4	-	-	-	-	-	-	-	yes	450.0
902.0049	DE	4	-	-	-	-	-	-	-	-	yes	313.0
339.1000	DE	4	-	-	-	-	-	-	yes	yes	yes	268.0
902.0185	UTE	2	1	yes	-	-	-	-	-	-	yes	281.3
902.004	UTE	3	1	-	-	-	-	-	-	-	yes	323.0
902.005	UTE	3	2	-	-	-	-	-	-	-	yes	365.0
902.006	UTE	3	3	-	-	-	-	-	-	-	yes	366.3
902.007	UTE	3	4	-	-	-	-	-	-	-	yes	450.0
902.0161	CH	2	2	yes	-	-	-	-	-	-	-	323.8
902.008	CH	3	1	-	-	-	-	-	-	-	-	258.0
902.009	CH	3	2	-	-	-	-	-	-	-	-	301.0
902.010	CH	3	3	-	-	-	-	-	-	-	-	258.0
902.0184	UK	2	1	yes	-	-	-	-	-	-	yes	300.7
902.024	UK	2	2	-	-	-	-	-	-	-	yes	346.3
902.039	UK	3	2	-	-	-	-	-	-	-	yes	309.0

\* No storage type



## DESK 1 power strips



Max. 16 A/230V~ See glossary for country-specific information

**Power cables and mounting brackets are available separately**

Art. no. | Version

**Power socket outlets**

Anodised aluminium profile; power input: GST18 / power output: GST18

	902.0048	· 3 socket outlets with earthing contact, child-proof, black, set at 35°, length 270 mm
--	----------	---

**Power socket outlets**

Anodised aluminium profile; power input: GST18 / power output: GST18

	902.0049	· 4 socket outlets with earthing contact, child-proof, black, set at 35°, length 313 mm
--	----------	---

	902.0050	· 3 socket outlets with earthing contact, child-proof, black, set at 35° · 1 switch, 2-pole, illuminated · Length 313 mm
--	----------	--



## DESK 1 power strips



Max. 16 A/230V~ See glossary for country-specific information

with spaces for custom modules

**Power cables, custom modules and mounting brackets are available separately**

Art. no. | Version

**CUSTOM 1 x custom module + power socket outlets**

Anodised aluminium profile; power input: GST18 / power output: GST18

	902.000	· 3 socket outlets with earthing contact, child-proof, black, set at 35°, length 322.5 mm
--	---------	---

	902.017	· 3 socket outlets with earthing contact, child-proof, black, set at 35° · 1 switch, 2-pole, illuminated, length 365 mm
--	---------	--

	902.004	· 3 French / UTE socket outlets, child-proof, black, set at 35°, length 322.5 mm
--	---------	--

	902.008	· 3 Swiss / CH socket outlets, black, set at 0°, length 258 mm
--	---------	--

**CUSTOM 2 x custom modules + power socket outlets**

Anodised aluminium profile; power input: GST18 / power output: GST18

	902.001	· 3 socket outlets with earthing contact, child-proof, black, set at 35°, length 365 mm
--	---------	---

	902.011	· 2 socket outlets with earthing contact, child-proof, black, set at 35°, length 322.5 mm
--	---------	---

	902.018	· 3 socket outlets with earthing contact, child-proof, black, set at 35°, length 407.5 mm · 1 switch, 2-pole, illuminated
--	---------	--

	902.005	· 3 French / UTE socket outlets, child-proof, black, set at 35°, length 365 mm
--	---------	--

	902.009	· 3 Swiss / CH socket outlets, black, set at 0°, length 300.5 mm
--	---------	--

	902.039*	· 3 UK 3.15 A individually fused, child-proof, black, set at 90°, length 309 mm
--	----------	---

	902.024	· 2 UK 3.15 A individually fused, child-proof, black, set at 45°, length 346.3 mm
--	---------	---

**CUSTOM 3 x custom modules + power socket outlets**

Anodised aluminium profile; power input: GST18 / power output: GST18

	902.002	· 3 socket outlets with earthing contact, child-proof, black, set at 35°, length 366.3 mm
--	---------	---

	902.006	· 3 French / UTE socket outlets, child-proof, black, set at 35°, length 366.3 mm
--	---------	--

	902.010	· 3 Swiss / CH socket outlets, black, set at 0°, length 257.5 mm
--	---------	--

**You can find suitable Wieland cables on page 135**

\* No storage type

DESK 1 power strips



Max. 16A/230V~ See glossary for country-specific information

with spaces for custom modules


**Power cables, custom modules and are available separately**

Art. no.	Version	
<b>4 x custom modules + power socket outlets</b>		
Anodised aluminium profile; power input: GST18 / power output: GST18		
902.003	· 3 socket outlets with earthing contact, child-proof, black, set at 35°, length 450 mm	
902.007	· 3 French / UTE socket outlets, child-proof, black, set at 35°, length 450 mm	
<b>2 x custom modules + power socket outlets</b>		
Anodised aluminium profile; power input: 2 x GST18 (black and red)		
902.012	· 1 socket outlet with earthing contact, child-proof, black, set at 35° · 2 socket outlets with earthing contact, child-proof, red, set at 35°, length 385 mm	
<b>1 x custom module + power socket outlets + illuminated switch</b>		
Anodised aluminium profile; power input: GST18 / power output: GST18		
902.017	· 3 socket outlets with earthing contact, child-proof, black, set at 35° · 1 x illuminated switch; length 365 mm	
<b>2 x custom module + power socket outlets + illuminated switch</b>		
Anodised aluminium profile; power input: GST18 / power output: GST18		
902.018	· 3 socket outlets with earthing contact, child-proof, black, set at 35° · 1 x illuminated switch; length 407.5 mm	
<b>3 x custom modules + power socket outlets + illuminated switch</b>		
Anodised aluminium profile; power input: GST18 / power output: GST18		
902.019	· 3 socket outlets with earthing contact, child-proof, black, set at 35° · 1 x illuminated switch; length 450 mm	

Art. no.	Version	
<b>DESK 1 with 1 x USB double charger (5.2 V /2.15 A), 1 x custom modules + power socket outlets</b>		
Anodised aluminium profile; power input: GST18 / power output: GST18		
902.0182	· 2 socket outlets with earthing contact, child-proof, black, set at 35°, length 281.3 mm	
902.0185	· 2 French / UTE socket outlets, child-proof, black, set at 35°, length 281.3 mm	
902.0184	· 2 UK 3.15 A individually fused, child-proof, black, set at 45°, length 300.7 mm	
<b>DESK 1 with 1 x USB double charger (5.2 V /2.15 A), 2 x custom modules + power socket outlets</b>		
Anodised aluminium profile; power input: GST18 / power output: GST18		
902.0183*	· 2 socket outlets with earthing contact, child-proof, black, set at 35°, length 323.8 mm	
902.0161	· 2 Swiss / CH socket outlets, black, set at 90°, length 323.8 mm	

You can find suitable Wieland cables on page 135

\* No storage type

 Max. 16A/230V~

See glossary for country-specific information

- Anodised aluminium profile, black socket outlets
- incl. standard mounting bracket and screws

Art. no. | Version

**DESK 1 3 x earthing contact, GST18**

Length: approx. 280 mm

2 x CAT5e

- 3 socket outlets with earthing contact, child-proof, black, set at 35°
- 2 x CAT5e RJ45, front: socket/rear: socket
- Power input: GST18i3 plug, power output: GST18i3 socket
- Incl. standard mounting bracket and screws

**DESK 1 3 x earthing contact, GST18**

Length: approx. 325 mm

2 x CAT5e, 1 x VGA

- 3 socket outlets with earthing contact, child-proof, black, set at 35°
- 2 x CAT5e RJ45, front: socket/rear: socket
- 1 x VGA 15-pole + miniature jack 3.5 mm
- Power input: GST18i3 plug, power output: GST18i3 socket
- Incl. standard mounting bracket and screws

**DESK 1 3 x earthing contact, GST18**

Length: approx. 325 mm

2 x CAT5e, 1 x USB

- 3 socket outlets with earthing contact, child-proof, black, set at 35°
- 2 x CAT5e RJ45, front: socket/rear: socket
- 1 x USB A / A socket
- Power input: GST18i3 plug, power output: GST18i3 socket
- Incl. standard mounting bracket and screws

**DESK 1 3 x earthing contact, GST18**

Length: approx. 225 mm

- 3 socket outlets with earthing contact, child-proof, black, set at 35°
- Power input: GST18i3 plug, power output: GST18i3 socket
- Incl. standard mounting bracket and screws

**DESK 1 4 x earthing contact**

Length: approx. 268 mm

Fixed connection

- 4 socket outlets with earthing contact, child-proof, black, set at 35°
- Power input: 3.0 m, H05VV-F 3G 1.50 mm<sup>2</sup>, black, with right-angled earthing contact plug
- Incl. standard mounting bracket and screws

**DESK 1 3 x earthing contact**

Length: approx. 268 mm

Fixed connection, 1 x switch

- 3 socket outlets with earthing contact, child-proof, black, set at 35°
- 1 x switch 2-pole green illuminated
- Power input: 3.0 m, H05VV-F 3G 1.50 mm<sup>2</sup>, black, with right-angled earthing contact plug
- Incl. standard mounting bracket and screws

\* No storage type

DESK 1 accessories

Art. no.	Version
<b>DESK 1 slimline brackets for table/desk top thicknesses up to 50 mm</b>	
918.001	<ul style="list-style-type: none"> <li>· Stainless steel, thickness 3 mm</li> <li>· Contents: 2 stainless steel mounting brackets + 2 M5 x 45 mm Allen keys</li> </ul>
<b>DESK 1 standard bracket for table/desk top thicknesses up to 50 mm</b>	
930.120	<ul style="list-style-type: none"> <li>· Anodised aluminium, thickness approx. 9 mm</li> <li>· Contents:</li> <li>- 2 x mounting clamps, anodised aluminium profile</li> <li>- 2 x M5 x 60 mm Allen bolts</li> </ul>
<b>DESK 1 long bracket for table/desk top thicknesses up to 80 mm</b>	
930.180	<ul style="list-style-type: none"> <li>· Mounting bracket, long, 50-80 mm</li> <li>· Contents:</li> <li>- 2 x mounting clamp, black painted RAL9011</li> <li>- 2 x M5 x 45 mm Allen bolts</li> <li>- 2 x M5 x 60 mm Allen bolts</li> </ul>
<b>Chipboard screw for DESK end caps for table/desk top thicknesses over 15 mm</b>	
930.183	<ul style="list-style-type: none"> <li>· 2 x chipboard screws 4 x 90 mm incl. brass threaded sleeve</li> </ul>
<b>DESK 1 mounting plate</b>	
930.182	<ul style="list-style-type: none"> <li>· Black plastic</li> <li>· Mounting plates for attachment to DESK end caps</li> <li>· Contents:</li> <li>- 2 x mounting plates</li> <li>- 2 x screws</li> <li>- 2 x TESA POWER STRIP</li> </ul>





# Automatic switchoff

## Switch off and save power

The Bachmann automatic switchoff unit allows efficient savings in power consumption by modern-day office equipment during non-working hours without a major outlay on wiring.

Switching equipment off completely is no longer left to chance; power saving now begins as soon as the workstation PC is shut down.

The effectiveness of this system exceeds the savings possible with master-and-slave multiple-socket outlets, since **no standby current is drawn by the master device** and total power consumption during on-working hours is exactly zero.

### The advantages at a glance

- Complete interrupt
- No standby current is drawn by the master device
- No electricity - no fire risk
- Potential saving of up to €70 per year and workstation
- Improvement to carbon footprint



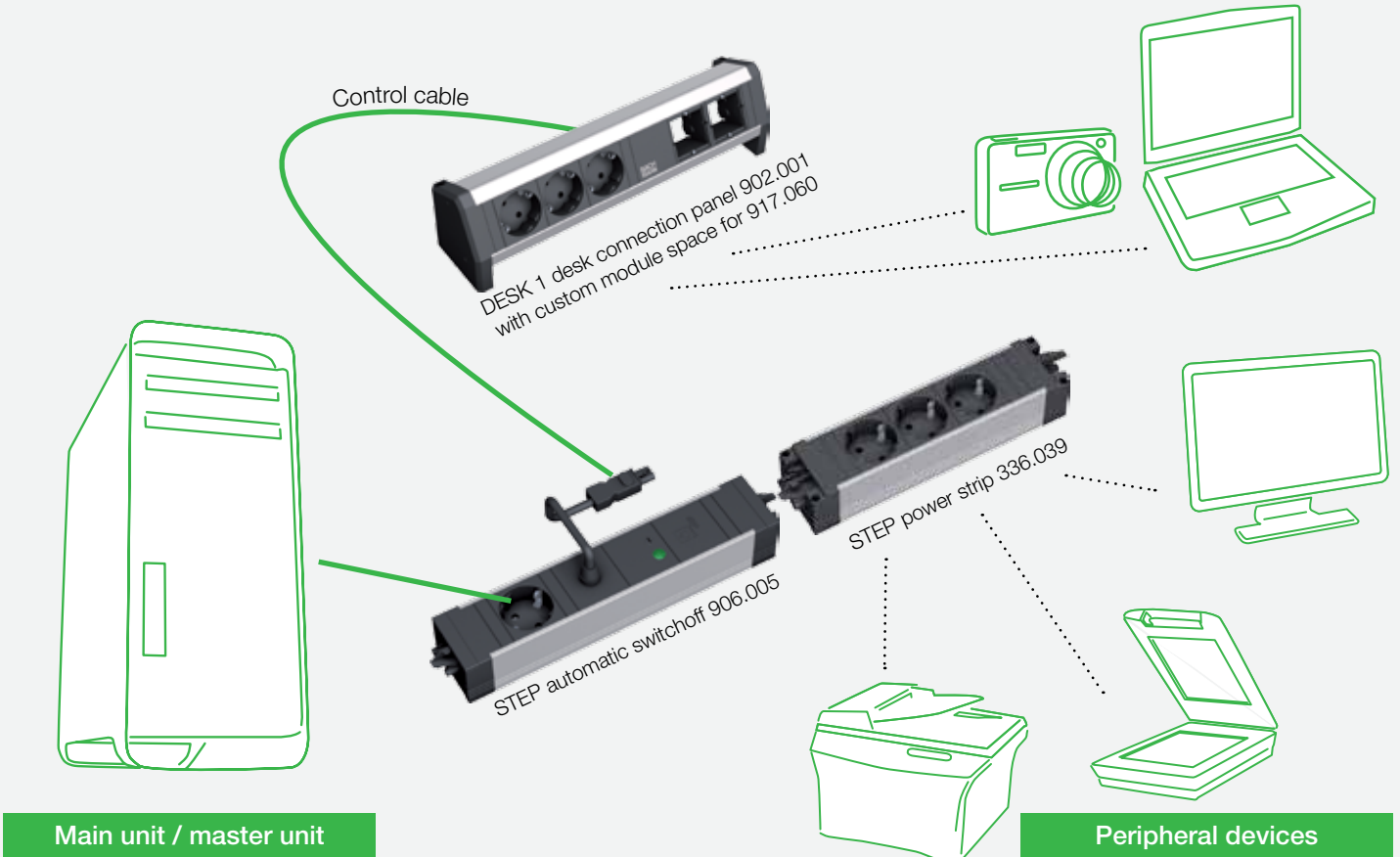
Automatic switchoff system components

Art. no.	Version	
<b>STEP ALU automatic switchoff</b>		<b>Length: approx. 263 mm</b>
906.005	<ul style="list-style-type: none"> <li>· Anodised aluminium profile</li> <li>· 1 x automatic switchoff device with socket outlet with earthing contact</li> <li>· 1 x button connection with 0.5 m cable and connector for linking to module 917.060</li> <li>· Power input: GST18i3 plug, power output: GST18i3 socket</li> </ul>	
<b>Module 1 x button automatic switchoff / Automatic Saves Energy</b>		
917.060	<ul style="list-style-type: none"> <li>· 1 x button, black, with 1.0 m cable and 2-pole connector</li> <li>· Pressing the button subsequently restores power to the connected equipment.</li> <li>· Use in any power strip with custom modules</li> </ul>	



A desk connection panel with custom module space and a STEP are needed to complete the system.

Savings of up to €70 a year and workstation are possible with the automatic switchoff.





DESK 2 is a multiple-socket outlet that can be populated with various communication modules. It has been designed for flexible use in the office, meeting rooms, home offices or desk sharing environments.

The outlet is made from aluminium and is available in various colours. The connections are screwed onto the standardised module windows and can be easily changed over.

DESK 2 is secured to the desktop with aluminium mounting brackets, and cables are routed behind the screen.

DESK 2 won the red dot design award 2011 and the IF Product Design Award 2012 and was nominated for the German Design Award 2012. The design is unostentatious and straightforward, the materials used durable and high-quality.

**The advantages  
at a glance**

- Design solution for modern workstations
- User-focused 45° orientation
- Covered wiring to the edge of a desk or table
- Custom versions adapt to future requirements
- Red Dot Design Award Winner 2011
- IF Award winner 2012
- Nominated for the German Design Award 2012



Particular attention has been paid to the design of the DESK 2. In terms of technology, DESK 2 has a modular structure, just like its predecessor DESK 1. Like all other Bachmann desk connection panels with media and data modules, DESK 2 is adapted to individual requirements and future purposes using Bachmann custom modules.



# DESK 2

Design meets technology



reddot design award  
winner 2011









## DESK 2 – Product matrix

DESK 2	Country code	Socket inserts	Spaces for custom modules	USB charger	Colour	CAT16 RJ45 socket/socket	USB 3.0 A/A socket	HDMI socket/socket	Incl. bracket	Incl. supply cable	Child-proof	Length in mm
902.203	DE	2	1	-	white	-	-	-	yes	-	yes	204.0
902.228	DE	2	1	yes	white	-	-	-	yes	-	yes	239.2
902.211	DE	2	2	-	white	-	-	-	yes	-	yes	239.0
902.229*	DE	2	2	yes	white	-	-	-	yes	-	yes	281.7
902.2048	DE	3	-	-	white	-	-	-	yes	-	yes	197.0
902.300	DE	3	-	-	white	-	-	-	yes	yes	yes	197.0
902.301	DE	3	-	-	white	1	1	-	yes	yes	yes	239.0
902.302	DE	3	-	-	white	2	1	1	yes	yes	yes	282.0
902.200	DE	3	1	-	white	-	-	-	yes	-	yes	239.0
902.201	DE	3	2	-	white	-	-	-	yes	-	yes	282.0
902.202	DE	3	3	-	white	-	-	-	yes	-	yes	324.0
902.232*	UTE	2	1	yes	white	-	-	-	yes	-	yes	239.2
902.204	UTE	3	1	-	white	-	-	-	yes	-	yes	239.0
902.205	UTE	3	2	-	white	-	-	-	yes	-	yes	282.0
902.213	UK	2	-	-	white	-	-	-	yes	-	yes	196.7
902.206	UK	2	1	-	white	-	-	-	yes	-	yes	239.0
902.231*	UK	2	1	yes	white	-	-	-	yes	-	yes	274.2
902.207	UK	2	2	-	white	-	-	-	yes	-	yes	274.0
902.214	UK	4	-	-	white	-	-	-	yes	-	yes	316.7
902.230*	CH	2	2	yes	white	-	-	-	yes	-	-	281.7
902.208	CH	3	1	-	white	-	-	-	yes	-	-	239.0
902.209	CH	3	2	-	white	-	-	-	yes	-	-	282.0
902.403	DE	2	1	-	stainless steel	-	-	-	yes	-	yes	204.0
902.428	DE	2	1	yes	stainless steel	-	-	-	yes	-	yes	239.2
902.411	DE	2	2	-	stainless steel	-	-	-	yes	-	yes	239.0
902.429*	DE	2	2	yes	stainless steel	-	-	-	yes	-	yes	281.7
902.4048	DE	3	-	-	stainless steel	-	-	-	yes	-	yes	197.0
902.500	DE	3	-	-	stainless steel	-	-	-	yes	yes	yes	197.0
902.501	DE	3	-	-	stainless steel	1	1	-	yes	yes	yes	239.0
902.502	DE	3	-	-	stainless steel	2	1	1	yes	yes	yes	282.0
902.400	DE	3	1	-	stainless steel	-	-	-	yes	-	yes	239.0
902.401	DE	3	2	-	stainless steel	-	-	-	yes	-	yes	282.0
902.402	DE	3	3	-	stainless steel	-	-	-	yes	-	yes	324.0
902.432*	UTE	2	1	yes	stainless steel	-	-	-	yes	-	yes	239.2
902.404	UTE	3	1	-	stainless steel	-	-	-	yes	-	yes	239.0
902.405	UTE	3	2	-	stainless steel	-	-	-	yes	-	yes	282.0
902.431*	UK	2	1	yes	stainless steel	-	-	-	yes	-	yes	274.2
902.407	UK	2	2	-	stainless steel	-	-	-	yes	-	yes	274.0
902.406	UK	2	1	-	stainless steel	-	-	-	yes	-	yes	239.0
902.430*	CH	2	2	yes	stainless steel	-	-	-	yes	-	-	281.7
902.408	CH	3	1	-	stainless steel	-	-	-	yes	-	-	239.0
902.409	CH	3	2	-	stainless steel	-	-	-	yes	-	-	282.0

\* No storage type

DESK 2 power strips

Art. no.	Version	
<b>Power socket outlets</b>		<b>Length: approx. 197 mm</b>
Aluminium profile; power input: 0.2 m H05VV-F 3G 1.5 mm <sup>2</sup> with GST18; incl. mounting bracket		
902.2048	· 3 socket outlets with earthing contact, child-proof, black, set at 35° · Painted in RAL 9010 white	
902.4048	· 3 socket outlets with earthing contact, child-proof, black, set at 35° · Painted in stainless steel	
902.300	· 3 socket outlets with earthing contact, child-proof, black, set at 35° · Painted in RAL 9010 white · 1.5 m separate device supply cable, GST18/earth contact	
902.500	· 3 socket outlets with earthing contact, child-proof, black, set at 35° · Painted in stainless steel	
<b>Power socket outlets</b>		
Aluminium profile; power input: 0.2 m H05VV-F 3G 1.5 mm <sup>2</sup> with GST18; incl. mounting bracket		
902.213	· 2 UK 3.15 A individually fused, child-proof, black, set at 45° · Painted in RAL 9010 white, length: 196.7 mm	
902.214*	· 4 UK 3.15 A individually fused, child-proof, black, set at 45° · Painted in RAL 9010 white, length: 316.7 mm	



DESK 2 power strips, empty

Art. no.	Version	
<b>1 x custom module + power socket outlets</b>		<b>Length: approx. 239 mm</b>
Aluminium profile; power input: 0.2 m H05VV-F 3G 1.5 mm <sup>2</sup> with GST18; incl. mounting bracket		
902.200	· 3 socket outlets with earthing contact, child-proof, black, set at 35° · Painted in RAL 9010 white	
902.204	· 3 French / UTE socket outlets, child-proof, black, set at 35° · Painted in RAL 9010 white	
902.206	· 2 UK 3.15 A individually fused, child-proof, black, set at 45° · Painted in RAL 9010 white	
902.208	· 3 Swiss / CH T13 socket outlets, black, set at 90° · Painted in RAL 9010 white	
902.400	· 3 socket outlets with earthing contact, child-proof, black, set at 35° · Painted in stainless steel	
902.404	· 3 French / UTE socket outlets, child-proof, black, set at 35° · Painted in stainless steel	
902.406	· 2 UK 3.15 A individually fused, child-proof, black, set at 45° · Painted in stainless steel	
902.408	· 3 Swiss / CH T13 socket outlets, black, set at 90° · Painted in stainless steel	
<b>1 x custom module + power socket outlets</b>		<b>Length: approx. 204 mm</b>
Aluminium profile; power input: 0.2 m H05VV-F 3G 1.5 mm <sup>2</sup> with GST18; incl. mounting bracket		
902.203	· 2 socket outlets with earthing contact, child-proof, black, set at 35° · Painted in RAL 9010 white	
902.403	· 2 socket outlets with earthing contact, child-proof, black, set at 35° · Painted in stainless steel	
<b>2 x custom modules + power socket outlets</b>		<b>Length: approx. 239 mm</b>
Aluminium profile; power input: 0.2 m H05VV-F 3G 1.5 mm <sup>2</sup> with GST18; incl. mounting bracket		
902.211	· 2 socket outlets with earthing contact, child-proof, black, set at 35° · Painted in RAL 9010 white	
902.411	· 2 socket outlets with earthing contact, child-proof, black, set at 35° · Painted in stainless steel	
<b>2 x custom modules + power socket outlets</b>		<b>Length: approx. 274 mm</b>
Aluminium profile; power input: 0.2 m H05VV-F 3G 1.5 mm <sup>2</sup> with GST18; incl. mounting bracket		
902.207*	· 2 UK 3.15 A individually fused, child-proof, black, set at 45° · Painted in RAL 9010 white	
902.407*	· 2 UK 3.15 A individually fused, child-proof, black, set at 45° · Painted in stainless steel	



\* No storage type

DESK 2 power strips

Art. no. | Version



**2 x custom modules + power socket outlets** Length: approx. 282 mm

Aluminium profile; power input: 0.2 m H05VV-F 3G 1.5 mm<sup>2</sup> with GST18; incl. mounting bracket

	902.201	<ul style="list-style-type: none"> <li>· 3 socket outlets with earthing contact, child-proof, black, set at 35°</li> <li>· <b>Painted in RAL 9010 white</b></li> </ul>
	902.205	<ul style="list-style-type: none"> <li>· 3 French / UTE socket outlets, child-proof, black, set at 35°</li> <li>· <b>Painted in RAL 9010 white</b></li> </ul>
	902.209	<ul style="list-style-type: none"> <li>· 3 Swiss / CH T13 socket outlets, black, set at 90°</li> <li>· <b>Painted in RAL 9010 white</b></li> </ul>
	902.401	<ul style="list-style-type: none"> <li>· 3 socket outlets with earthing contact, child-proof, black, set at 35°</li> <li>· Painted in stainless steel</li> </ul>
	902.405	<ul style="list-style-type: none"> <li>· 3 French / UTE socket outlets, child-proof, black, set at 35°</li> <li>· <b>Painted in stainless steel</b></li> </ul>
	902.409	<ul style="list-style-type: none"> <li>· 3 Swiss / CH T13 socket outlets, black, set at 90°</li> <li>· <b>Painted in stainless steel</b></li> </ul>



**3 x custom modules + power socket outlets** Length: approx. 324 mm

Aluminium profile; power input: 0.2 m H05VV-F 3G 1.5 mm<sup>2</sup> with GST18; incl. mounting bracket

	902.202	<ul style="list-style-type: none"> <li>· 3 socket outlets with earthing contact, child-proof, black, set at 35°</li> <li>· <b>Painted in RAL 9010 white</b></li> </ul>
	902.402	<ul style="list-style-type: none"> <li>· 3 socket outlets with earthing contact, child-proof, black, set at 35°</li> <li>· <b>Painted in stainless steel</b></li> </ul>

DESK 2 power strips

Art. no. | Version

**USB CHARGER** **CUSTOM**

**DESK 2 with 1 x USB double charger (5.2 V / 2.15 A), 1 x custom modules + power socket outlet**





Aluminium profile; power input 0.2 m H05VV-F 3G 1.5 mm<sup>2</sup> with GST 18; incl. mounting bracket



	902.228	<ul style="list-style-type: none"> <li>· 2 socket outlets with earthing contact, child-proof, black, set at 35°</li> <li>· Length 239.2 mm</li> <li>· <b>Painted in RAL 9010 white</b></li> </ul>
	902.232*	<ul style="list-style-type: none"> <li>· 2 French / UTE socket outlets, child-proof, black, set at 35°</li> <li>· Length 239.2 mm</li> <li>· <b>Painted in RAL 9010 white</b></li> </ul>
	902.231*	<ul style="list-style-type: none"> <li>· 2 UK 3.15 A individually fused, child-proof, black, set at 45°</li> <li>· Length 284.2 mm</li> <li>· <b>Painted in RAL 9010 white</b></li> </ul>
	902.428	<ul style="list-style-type: none"> <li>· 2 socket outlets with earthing contact, child-proof, black, set at 35°</li> <li>· Length 239.2 mm</li> <li>· <b>Painted in stainless steel</b></li> </ul>
	902.432*	<ul style="list-style-type: none"> <li>· 2 French / UTE socket outlets, child-proof, black, set at 35°</li> <li>· Length 239.2 mm</li> <li>· <b>Painted in stainless steel</b></li> </ul>
	902.431*	<ul style="list-style-type: none"> <li>· 2 UK 3.15 A individually fused, child-proof, black, set at 45°</li> <li>· Length 284.2 mm</li> <li>· <b>Painted in stainless steel</b></li> </ul>



\* No storage type

DESK 2 power strips

Art. no.	Version	
<b>DESK 2 with 1 x USB double charger (5.2 V /2.15 A ), 2 x custom modules + power socket outlet</b>		<b>CUSTOM USB CHARGER</b>
Aluminium profile; power input: 0.2 m H05VV-F 3G 1.5 mm <sup>2</sup> with GST18; incl. mounting bracket		
902.229*	<ul style="list-style-type: none"> <li>· 2 socket outlets with earthing contact, child-proof, black, set at 35°</li> <li>· Length 281.7 mm</li> <li>· <b>Painted in RAL 9010 white</b></li> </ul>	
902.230*	<ul style="list-style-type: none"> <li>· 2 Swiss / CH T13 socket outlets, black, set at 90°</li> <li>· Length 281.7 mm</li> <li>· <b>Painted in RAL 9010 white</b></li> </ul>	
902.429*	<ul style="list-style-type: none"> <li>· 2 socket outlets with earthing contact, child-proof, black, set at 35°</li> <li>· Length 281.7 mm</li> <li>· <b>Painted in stainless steel</b></li> </ul>	
902.430*	<ul style="list-style-type: none"> <li>· 2 Swiss / CH T13 socket outlets, black, set at 90°</li> <li>· Length 281.7 mm</li> <li>· <b>Painted in stainless steel</b></li> </ul>	



DESK 2 power strips, equipped

Art. no.	Version	
<b>1 x custom module + power socket outlets</b>		<b>Length: approx. 239 mm</b>
Aluminium profile; power input: 0.2 m H05VV-F 3G 1.5 mm <sup>2</sup> with GST18; incl. mounting bracket		
902.301	<ul style="list-style-type: none"> <li>· 3 socket outlets with earthing contact, child-proof, black, set at 35°</li> <li>· <b>Painted in RAL 9010 white</b></li> <li>· 1 CAT6 coupling socket/socket</li> <li>· 1 USB A/A 3.0 keystone module</li> <li>· 1.5 m separate device supply cable, GST18/earth contact</li> </ul>	
902.501	<ul style="list-style-type: none"> <li>· 3 socket outlets with earthing contact, child-proof, black, set at 35°</li> <li>· <b>Painted in stainless steel</b></li> <li>· 1 CAT6 coupling socket/socket</li> <li>· 1 USB A/A 3.0 keystone module</li> <li>· 1.5 m separate device supply cable, GST18/earth contact</li> </ul>	
<b>2 x custom modules + power socket outlets</b>		<b>Length: approx. 282 mm</b>
Aluminium profile; power input: 0.2 m H05VV-F 3G 1.5 mm <sup>2</sup> with GST18; incl. mounting bracket		
902.302	<ul style="list-style-type: none"> <li>· 3 socket outlets with earthing contact, child-proof, black, set at 35°</li> <li>· <b>Painted in RAL 9010 white</b></li> <li>· 2 CAT6 coupling socket/socket</li> <li>· 1 USB A/A 3.0 keystone module</li> <li>· 1 HDMI keystone socket/socket</li> <li>· 1.5 m separate device supply cable, GST18/earth contact</li> </ul>	
902.502	<ul style="list-style-type: none"> <li>· 3 socket outlets with earthing contact, child-proof, black, set at 35°</li> <li>· <b>Painted in stainless steel</b></li> <li>· 2 CAT6 coupling socket/socket</li> <li>· 1 USB A/A 3.0 keystone module</li> <li>· 1 HDMI keystone socket/socket</li> <li>· 1.5 m separate device supply cable, GST18/earth contact</li> </ul>	



Accessories

Art. no.	Version	
<b>DESK 2 cable management</b>		
Covered cabling to the underside of desk or table edge		
918.106	Plastic, painted in RAL 9010 white	
918.107	Plastic, painted in stainless steel	



DESK 2 brackets are suitable for desk or table top thicknesses of 10 mm to 40 mm. Alternatively, DESK 1 standard brackets (art. no. 930.120) can also be used for DESK 2. In combination with DESK 2, these cover a range of 25 mm to 55 mm.



STEP embodies the principle of modularity with absolute consistency. The system is thus ideal for the flexible delivery of power and data to workstations, in partition systems, false floors and other connection types.

The modular design of STEP power strips makes for virtually endless possibilities: from simple power supply sets through to power strips with integrated data connections, RCDs/MCBs, overvoltage protection, media technology links and much more.

For electricity distribution STEP uses the Wieland connector system as standard and can therefore be supplied with a variety of cable lengths. Other plug connection systems can also be supplied on request.


STEP delivers individual tailor-made solutions meeting all the requirements of modern power and data supply. In short: Fit for the future - step by step.

**The advantages  
at a glance**

- Consistent modularity
- Versatile applications
- Standard connection system
- Can be removed at any time
- Functional efficiency



STEP is ideal for the flexible delivery of power and data to workstations, in partition systems, false floors and other connection types.



# STEP

Fit for the future - step by step

## STEP – the all-round system designed for expansion.



### Perfectly tailored for the best connections

The STEP power strip is available with an aluminium or plastic profile. It is possible to connect multiple power strips together to form a modular system. STEP is designed primarily as a simple electricity supply unit for office workstations. Permanently installed devices such as PCs, monitors, printers, etc. can be connected to STEP.

STEP power strips have a power input and a power output, each of which is built into the end caps. The Wieland GST18 plug connectors fitted are tried-and-tested solutions for office use and have the coding and latch mechanism required to comply with the applicable standard.

### Multiple fixing options

STEP power strips are versatile in their application. They can be fitted for example under table/desk tops, in cable ducts and in partitions.

Different fixing options are available to suit these various applications (see from page 65).



### STEP combination options

You can plug separate modules together or combine them as you wish with a connecting cable.

Thus STEP gives you your own custom power distribution system. Other plug-in connection systems (e.g. Wago Winsta, Woertz, Ensto) can be supplied on request.



See glossary for country-specific information

**Power cables and custom modules are available separately**

Art. no. | Version

**STEP BASE: Power socket outlets** Length: approx. 220 mm

Plastic profile; power input: GST18 / power output: GST18	
336.600	· 3 socket outlets with earthing contact, child-proof, black, set at 35°
336.601	· 3 socket outlets with earthing contact, child-proof, red, set at 35°
336.603	· 3 French / UTE socket outlets, child-proof, black, set at 35°
906.1306	· 2 UK 3.15 A individually fused, child-proof, black, set at 45°
906.0059	· 2 UK 3.15 A individually fused, child-proof, black, set at 45°, 2 switches
906.0055	· 4 UK 3.15 A individually fused, child-proof, black, set at 45°
906.0060	· 4 UK 3.15 A individually fused, child-proof, black, set at 45°, 1 switch




**STEP BASE: Power socket outlets** Length: approx. 262.5 mm (note special lengths)

Plastic profile; power input: GST18 / power output: GST18	
336.604	· 4 socket outlets with earthing contact, child-proof, black, set at 35°
336.606	· 4 French / UTE socket outlets, child-proof, black, set at 35°
336.626	· 5 socket outlets with earthing contact, child-proof, black, set at 35°, length 305 mm



**STEP ALU: Power socket outlets** Length: approx. 220 mm (note special lengths)

Aluminium profile; power input: GST18 / power output: GST18	
336.039	· 3 socket outlets with earthing contact, child-proof, black, set at 35°
336.067	· 3 socket outlets with earthing contact, child-proof, red, set at 35°
906.1075	· 3 French / UTE socket outlets, child-proof, black, set at 35°, length 220 mm
336.046	· 4 French / UTE socket outlets, child-proof, black, set at 35°, length 262.5 mm
336.072	· 3 French / UTE socket outlets, child-proof, red IT, set at 35°
336.088	· 4 French / UTE socket outlets, child-proof, black, set at 35°, length 262.5 mm
906.1086*	· 3 Swiss / CH socket outlets, black, set at 90°
906.1059*	· 3 UK 3.15 A individually fused, child-proof, black, set at 45°, length 314.5 mm
336.076	· 3 USA socket outlets, black, set at 0°, length 195 mm



**STEP ALU: 1 x custom module + power socket outlets** Length: approx. 220 mm

Aluminium profile; power input: GST18 / power output: GST18	
906.000	· 2 socket outlets with earthing contact, child-proof, black, set at 35°
906.002	· 2 French / UTE socket outlets, child-proof, black, set at 35°
906.071	· 2 Swiss / CH socket outlets, black, set at 90°
336.079	· 2 UK 3.15 A individually fused, child-proof, black, set at 45° (length 284.5 mm)



**STEP ALU: 2 x custom modules + power socket outlets** Length: approx. 262.5 mm

Aluminium profile; power input: GST18 / power output: GST18	
906.001	· 2 socket outlets with earthing contact, child-proof, black, set at 35°
906.009*	· 2 French / UTE socket outlets, child-proof, black, set at 35°
906.080*	· 2 Swiss / CH socket outlets, black, set at 90°



**STEP ALU: 1 x switch + power socket outlets** Length: approx. 262.5 mm

Aluminium profile; Power input: GST18 / power output: GST18	
906.003	· 3 x socket outlets with earthing contact, child-proof, black, set at 35° · Switch controls sockets only (not power output)
906.031	· 3 x socket outlets with earthing contact, child-proof, black, set at 35° · Switch controls both sockets and power output



**STEP ALU: 1 x USB double charger (5.2 V/2.15 A), 1 x custom module + power socket outlets** L: approx. 262.8 mm

Aluminium profile; power input: GST18 / power output: GST18	
906.0113*	· 2 x socket outlets with earthing contact, child-proof, black, set at 35°



\* No storage type



All STEP safety modules are compatible with STEP ALU and STEP BASE

See glossary for country-specific information. **Power cables and custom modules are available separately.**

Art. no. | Version

**STEP ALU overvoltage protection, GST18** **Length: approx. 147 mm**

Aluminium profile; power input: GST18 / power output: GST18

- 336.003 | · Overvoltage protection 2kV with function and fail indicator

**STEP ALU overvoltage protection + mains and frequency filters, GST18** **Length: approx. 220 mm**

Aluminium profile; power input: GST18 / power output: GST18

- 336.004 | · Overvoltage protection 2kV with function and fail indicator and mains filter 30MHz

**STEP ALU MCB, GST18** **Length: approx. 220 mm**

Aluminium profile; power input: GST18 / power output: GST18

- 336.015 | · Miniature circuit-breaker 16A, 2-pole
- Characteristic B

**STEP ALU RCD, GST18** **Length: approx. 220 mm**

Aluminium profile; power input: GST18 / power output: GST18

- 336.014 | · Residual current device 16A, tripping current 30mA, response time 30ms, 2-pole

**STEP ALU RCD, GST18** **Length: approx. 220 mm**

Aluminium profile; power input: GST18 / power output: GST18

- 906.067 | · Residual current device, 16 A, tripping current 10 mA, response time 30 ms, 2-pole
- Power input: GST18i3 plug, power output: GST18i3 socket;

**STEP ALU RCD / MCB, GST18** **Length: approx. 220 mm**

Aluminium profile; power input: GST18 / power output: GST18

- 336.065 | · Combined RCD/MCB comprising:
  - Residual current device 16A, tripping current 30mA, response time 30ms, 2-pole
  - Miniature circuit-breaker 16A rated current, 400 V, 2-pole
- Characteristic B; 6kA

**STEP ALU master & slave, GST18** **Length: approx. 220 mm**


Aluminium profile; power input: GST18 / power output: GST18

- 336.006 | · Master & slave circuit with threshold value setting 10W and higher
- Effective power: 0.29 W / apparent power: 1.05 W

**STEP ALU automatic switchoff** **Length: approx. 263 mm**

Aluminium profile; power input: GST18 / power output: GST18

- 906.005 | · 1 x automatic switchoff device with socket
- 1 x button connection with 0.5 m cable and connector for linking to module 917.060



## STEP accessories


Art. no.	Version
----------	---------

**Mounting accessories**

- |         |   |
|---------|---|
| 375.502 | <ul style="list-style-type: none"> <li>· Contents:</li> <li>- 4 screws 2.9 x 30 mm</li> <li>- 2 cover strips for the end caps as optical finish (to be placed on the end caps where two power strips are linked together)</li> <li>- 1 end cap for power output socket</li> </ul> |
|---------|---|

**Stainless steel mounting bracket**

- |         |   |
|---------|---|
| 940.096 | <ul style="list-style-type: none"> <li>· For insertion into the rear of a STEP profile</li> <li>· Ideal for use with power strips with data connections</li> <li>· 2 items</li> </ul> |
|---------|---|

**Stainless steel mounting bracket with elongated hole**

- |         |  |
|---------|--|
| 940.024 | <ul style="list-style-type: none"> <li>· For insertion into the rear of a STEP profile</li> <li>· With elongated hole (keyhole) for screwing into place, ideal for use with power strips with data connections</li> <li>· 1 item left, 1 item right</li> </ul> |
|---------|--|

**Stainless steel mounting plate, flat**

- |         |  |
|---------|--|
| 940.097 | <ul style="list-style-type: none"> <li>· For insertion into the rear of a STEP profile</li> <li>· For screw fixing e.g. under a desk or table</li> <li>· 2 items, packaged in plastic bag</li> </ul> |
|---------|--|

**STEP cover plates**


- |         |  |
|---------|--|
| 375.529 | <ul style="list-style-type: none"> <li>· Fit over the end caps of STEP power strips</li> <li>· Visual finish</li> <li>· Black plastic</li> <li>· 2 items, packaged in plastic bag</li> </ul> |
|---------|--|

**Sheet steel mounting plate**

- |         |  |
|---------|--|
| 940.108 | <ul style="list-style-type: none"> <li>· For insertion into rear of STEP profile</li> <li>· Tightening the nut on the threaded screw fixes the power strip in place</li> <li>· Contents:</li> <li>- 1 mounting plate incl. M5 screw, washer and nut</li> </ul> |
|---------|--|

**STEP plastic mounting clip**

- |         |   |
|---------|---|
| 918.025 | <ul style="list-style-type: none"> <li>· For mounting STEP BASE and STEP ALU power strips in suitable cut-outs in sheet steel (thickness 2.0 mm)</li> <li>· Contents: 2 plastic mounting clips, 4 screws 2.9 x 30 mm</li> <li>· Drawings for the required cut-outs can be requested if required.</li> </ul> |
|---------|---|

**Earthed power supply cable to STEP unit, see Accessories section**

- Pre-assembled power supply cables with integrated earth connection
- Earthing of the power strip is independent of the installation
- Ideal in combination with STEP power strips (see from page 60)





Bachmann custom modules are the central components of video, audio and network connections. Their construction offers you simple and flexible installation in facility systems, rack systems and electrical installations. The versatility of custom modules make Bachmann facility systems even more flexible. With the easy-to-swap modules you can create units to meet the individual data, video and audio connection requirements of your customers quickly and simply.

Now Bachmann also offers this flexibility for 10" and 19" panel installations. The standard custom modules facilitate optimal configuration for every media and network connection requirement. Again here socket/socket or screw-terminal connections provide great simplicity of installation.

When it comes to electrical installations, Bachmann custom modules are again an outstanding addition. The small number of parts make the custom modules compatible with the current switch ranges of reputable manufacturers. Simple fitting and removal mean that all installations can be quickly adapted to changed requirements or brought up to the current state of the art.

**The advantages  
at a glance**

- Flexibly interchangeable modules
- For data, video and audio connections
- Can be used in facility systems, rack systems and electrical installations
- Integration with the switch ranges of leading manufacturers
- Easy to connect via socket/socket or screw-terminal connections




Power strips



19" and 10" media racks

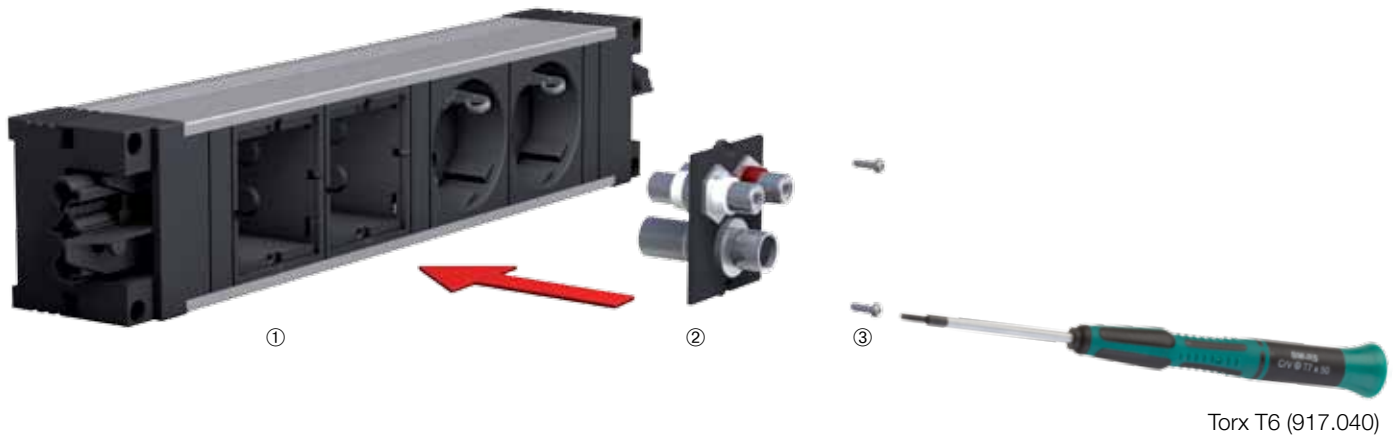


Electrical installations



# CUSTOM MODULES

As versatile as your applications



The empty built-in frame<sup>①</sup> of Bachmann facility systems accommodates the custom modules<sup>②</sup>, which are fixed in place with two Torx screws<sup>③</sup>. The custom modules can be easily exchanged by loosening the screws.

## Custom modules in facility systems



### Individual configuration

Modern technology and strong ideas are at the heart of each and every Bachmann facility system. With expansion-compatible multiple-socket outlets and facility custom modules for individual configuration, these systems provide the ideal basis for setting up flexible connections. Practical units provide secure networking in the office, while elegantly designed, concealed supply systems offer trouble-free communications for conferences. In addition to standard, ready-made outlet units, Bachmann facility products include empty modules for individual configuration. Custom modules are supplied complete with screws.



### The greatest flexibility - prepared for the future


Whenever you change the configuration you have the opportunity to upgrade your equipment to the latest state of the art. Built-in insulation protects you from contact with live parts when exchanging modules.

There is no requirement to recheck the electrical connections of the unit after changing modules, and the warranty is not affected.

You can find facility system products in the main Bachmann catalogue and in the separate Facility systems catalogue.

■ Compatible with Bachmann facility systems





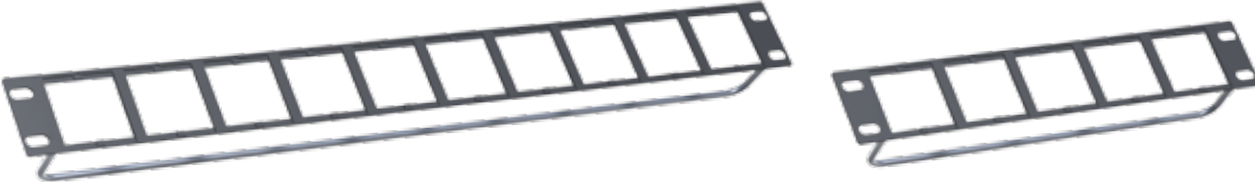
Torx T6 (917.040)

Our 19" and 10" racks<sup>①</sup> accept custom modules<sup>②</sup>, which are simply inserted and screwed in. System integration is made easy with the open design and socket/socket or screw-terminal custom modules.

## Custom modules in rack installations

### Full integration of media and network technologies

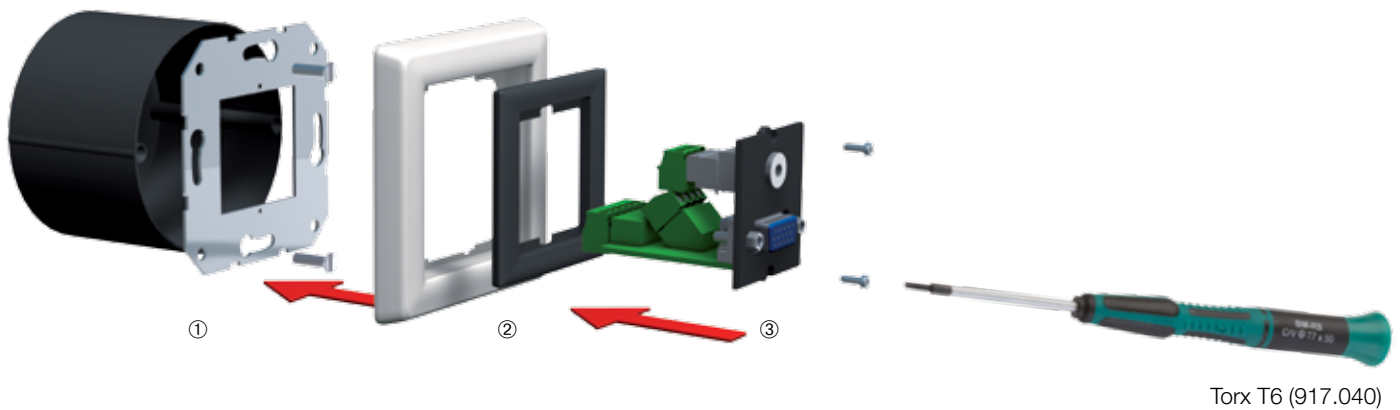
The 19" and 10" panels offer simple and flexible integration of media and network technologies into your rack system. The custom modules, easily screwed into place (Torx M2 screws<sup>③</sup> included with the panels) enable you to respond to changes in system requirements at any time. Socket/socket and screw-terminal technology offers a compact and clearly arranged installation. The panels are particularly economical on space, requiring only one height unit (44.5 mm).



903.000 Bachmann 19" panel, 1 U, with strain-relief bar, accepts 10 custom modules (screws for mounting the modules included)

903.001 Bachmann 10" panel, 1 U, with strain-relief bar, accepts 5 custom modules (screws for mounting the modules included)

Compatible with Bachmann IT rack panel



Using a mounting plate<sup>①</sup> and adapter frame<sup>②</sup> (see page 74), custom modules<sup>③</sup> can be installed in a switch box.

## Custom modules in electrical installations

### Unlimited installation options

The addition of a few extra components opens up whole new possibilities for electrical installations. Installed in either a switch box or sill-type trunking, the extensive range of custom modules allows the easy integration of audio, video and data networks. By using the 50 x 50 mm and 55 x 55 mm adapter frames available as standard, the custom modules form an optimal complement to the current switch ranges of reputable manufacturers. The connections to the rear can be made either as socket/socket or via screw terminals. No complicated soldering or cabling is required. A compatibility list of custom modules to the switch ranges of various manufacturers can be found on page 72 onwards.




917.064 mounting plate  
(Suitable Torx M2 screws included)



Adapter frames,  
50 x 50 mm and 55 x 55 mm  
in black and white



Example of mounting box for trunking  
You can obtain various mounting  
or device boxes from trunking manufacturers



The mounting box is inserted into the trunking. This forms the base onto which the mounting plate<sup>①</sup> and adapter frame<sup>②</sup> (50x50 mm or 55x55 mm) and the Bachmann custom module are bolted<sup>③</sup>.

Bachmann custom modules<sup>③</sup> can even be fitted into conventional floor boxes. The custom module bracket<sup>④</sup> for floor-box systems allows the module to be fitted directly. There is thus no need for a mounting plate<sup>①</sup> or adapter frame<sup>②</sup>. The Bachmann custom module bracket<sup>④</sup> is suitable for various makes of floor box. Please check the installation depth required by the custom modules.



■ Compatible with Bachmann electrical installations



Manufacturer*	Switch range*	Bachmann Adapter frame** Colour black	Bachmann Adapter frame** Colour white	+ Adapter manufacturer number
<b>Berker</b>	S.1	917.066	917.169	–
	B.1	917.066	917.169	–
	B.3	917.066	917.169	–
	B.7 Glass	917.066	917.169	–
	K.1	917.065	917.168	11087124 11087106 11087109 11087102
	K.5	917.065	917.168	11.087.104
	Arsys	917.065	917.168	11080101 11089104 11089111 11080169 11080102
	Module 2	917.065	917.168	114309 114302
<b>Busch-Jaeger</b>	carat	917.065	917.168	1746/10-81 1746/10-82 1746/10-84
	pure stainless steel	917.065	917.168	1746/10-866
	pulse	917.065	917.168	1746/10-71 1746/10-72 1746/10-74 1746/10-79 1746/10-777 1746/10-783
	solo	917.065	917.168	1746/10-82 1746/10-84 1746/10-85 1746/10-86 1746/10-87 1746/10-88 1746/10-803 1746/10-815
	Busch-axcent	917.065	917.168	1746/10-84
	future	917.065	917.168	1746/10-82 1746/10-84 1746/10-85 1746/10-89
	Future linear	917.065	917.168	1746/10-81 1746/10-82 1746/10-83 1746/10-84 1746/10-89
<b>EGB</b>	Elegant Standard	917.065	917.168	143.090.045
<b>ELSO</b>	JOY	917.065	917.168	363080 363084
	RIVA	917.065	917.168	203080 203084 2030831 2030811 2030819
	RIVA	917.066	917.169	203160 203164 2031611 2031619
	SCALA	917.065	917.168	203080 203084 2030811 2030819
	SCALA	917.066	917.169	203160 203164 2031611 2031619
	FASHION	917.065	917.168	203080 203084 203081 2030812 203082 2030831 203086 203089 2030844
	FASHION	917.066	917.169	203160 203164 203160D
	NOVIA	917.066	917.169	284800 284804
	NOVIA	917.065	917.168	283160 283164 2831631 2831612 283166 283169 2.831.611
	CLASSIC	917.065	917.168	303110 303111
<b>Gira</b>	Standard 55	917.066	917.169	–
	E2	917.066	917.169	–
	Event	917.066	917.169	–
	Esprit	917.066	917.169	–
	E22	917.066	917.169	0.289.202
	Stainless steel series 20 / 21	917.066	917.169	028920
	TX_44	917.066	917.169	028966 028967 028965
	Large-area switch	917.066	917.169	0289111 0289112
	S-Color	917.065	917.168	028240 028242 028243 028246 028247
<b>Jäger</b>	Opus	917.065	917.168	560.050.02
<b>Jung</b>	AS 500	917.066	917.169	–
	AS Universal	917.066	917.169	–
	A 500	917.066	917.169	–
	A plus	917.066	917.169	–
	A creation	917.066	917.169	–
	LS-design	917.066	917.169	AL2961Z5-L ES2961Z5-L
	LS 990	917.066	917.169	LS961Z5WW LS961Z5SW LS961Z5AL
	LS plus	917.066	917.169	AL2961Z5-L ES2961Z5-L

\* Name and product designation of manufacturer

\*\* Also order the appropriate Bachmann adapter frame for fitting in the switch range.


Manufacturer*	Switch range*	Bachmann Adapter frame** Colour black	Bachmann Adapter frame** Colour white	+ Adapter manufacturer number
<b>Jung</b>	FD-design	917.066	917.169	AL2961Z5-L ES2961Z5-L
	CD 500	917.065	917.168	590ZCD 590ZWW
	LS 990	917.065	917.168	LS961Z LS961ZWW LS961ZLG LS961ZSW
	LS 990	917.065	917.168	LS961Z5 LS961Z5WW LS961Z5SW
	Aluminium	917.065	917.168	LS961Z LS961ZWW LS961ZLG LS961ZSW
	Aluminium	917.066	917.169	LS961Z5 LS961Z5WW LS961Z5SW AL2961Z5-L ES2961Z5-L
	Stainless steel	917.065	917.168	LS961Z LS961ZWW LS961ZLG LS961ZSW
	Stainless steel	917.066	917.169	LS961Z5 LS961Z5WW LS961Z5SW AL2961Z5-L ES2961Z5-L
	Anthracite	917.065	917.168	LS961Z LS961ZWW LS961ZLG LS961ZSW
	Anthracite	917.066	917.169	LS961Z5 LS961Z5WW LS961Z5SW AL2961Z5-L ES2961Z5-L
	Bright chrome	917.065	917.168	LS961Z LS961ZWW LS961ZLG LS961ZSW
	Bright chrome	917.066	917.169	LS961Z5 LS961Z5WW LS961Z5SW AL2961Z5-L ES2961Z5-L
<b>Merten</b>	1-M	917.066	917.169	-
	ATELIER-M	917.066	917.169	-
	M-SMART	917.066	917.169	-
	M-PLAN	917.066	917.169	-
	M-PLAN GLASS	917.066	917.169	-
	M-PLAN Metal	917.066	917.169	-
	M-PLAN II	917.066	917.169	-
	M-ARC	917.066	917.169	-
	M-STAR	917.066	917.169	-
	ARTEC	917.065	917.168	516094 516099
	AQUADESIGN	917.065	917.168	518344 518319 518314 518360
	<b>PEHA</b>	Standard	917.066	917.169
Standard		917.065	917.168	219411 219211 219711 219311 218711
Dialog		917.065	917.168	828611 819511 768611 847311 838011 778611 316611
Aura		917.065	917.168	117211 129511 155811
Nova		917.065	917.168	027211 042211 057211
Nova		917.066	917.169	100511 100711 100611
<b>POPP</b>	FOREVER	917.065	917.168	729828 729811
	PALLAS	917.065	917.168	729842 729866 729859
	ARCADA	917.065	917.168	-
<b>Presto-Vedder</b>	Regina classic	917.065	917.168	730RW 730RUW
	Alessa	917.065	917.168	230RUW
	Alessa plus	917.065	917.168	230RUW
	Fiorena	917.065	917.168	3030RUW 3030RW 3030RSI 3030RSGR
<b>Siemens</b>	DELTA line	917.065	917.168	5TG2557 5TG2587 5TG1160 5TG1150
	DELTA vita	917.065	917.168	5TG2557 5TG1160 5TG1150
	DELTA miro	917.065	917.168	5TG2557 5TG2587 5TG1160 5TG1150
	DELTA style	917.065	917.168	5TG1326 5TG1326-1 5TG1366
	DELTA style	917.066	917.169	5TG1327 5TG1327-1 5TG1367
	DELTA profile	917.065	917.168	5TG1806 5TG1866 5TG1766 5TG1836 5TG1706-1 5TG1746-1
	DELTA profile	917.066	917.169	5TG1893 5TG1885 5TG1762 5TG1835 5TG1705-1 5TG1745-1

\* Name and product designation of manufacturer

\*\* Also order the appropriate Bachmann adapter frame for fitting in the switch range.

## Switch range

Art. no. | Version

**Custom module mounting plate for switch range****Stainless steel**

- |         |   |
|---------|---|
| 917.064 | <ul style="list-style-type: none"> <li>· Stainless steel mounting plate suitable for conventional devices, for flush-mounted, cavity and device boxes for trunking</li> <li>· Incl. 2 Torx M2 screws</li> <li>· For trunking an additional mounting box is required (see manufacturer's range)</li> </ul> |
|---------|---|

**Adapter frame for switch range****Plastic**

- |         |   |
|---------|---|
| 917.065 | <ul style="list-style-type: none"> <li>· 50 x 50 mm</li> <li>· Black</li> <li>· Fits into conventional switch ranges (50 x 50 mm internal dimensions) in conjunction with the stainless steel mounting plate 917.064</li> <li>· Please check the compatibility list from page 72</li> </ul> |
|---------|---|

**Adapter frame for switch range****Plastic**

- |         |  |
|---------|--|
| 917.168 | <ul style="list-style-type: none"> <li>· 50 x 50 mm</li> <li>· White RAL 9010</li> <li>· Fits into conventional switch ranges (50 x 50 mm internal dimensions) in conjunction with the stainless steel mounting plate 917.064</li> <li>· Please check the compatibility list from page 72</li> </ul> |
|---------|--|

**Adapter frame for switch range****Plastic**

- |         |   |
|---------|---|
| 917.066 | <ul style="list-style-type: none"> <li>· 55 x 55 mm</li> <li>· Black</li> <li>· Fits into conventional switch ranges (55 x 55 mm internal dimensions) in conjunction with the stainless steel mounting plate 917.064</li> <li>· Please check the compatibility list from page 72</li> </ul> |
|---------|---|

**Adapter frame for switch range****Plastic**

- |         |  |
|---------|--|
| 917.169 | <ul style="list-style-type: none"> <li>· 55 x 55 mm</li> <li>· White RAL 9010</li> <li>· Fits into conventional switch ranges (55 x 55 mm internal dimensions) in conjunction with the stainless steel mounting plate 917.064</li> <li>· Please check the compatibility list from page 72</li> </ul> |
|---------|--|

Floor boxes

Art. no. | Version

**Floor box mounting 2 x** **Sheet steel**  
 2 x custom modules

- 917.068 | · For fitting in OBO Bettermann device case/floor-box systems  
 · Accepts 2 custom modules (transverse mounting)  
 · Incl. Torx M2 screws



**Floor box mounting 3 x** **Sheet steel**  
 3 x custom modules

- 917.067 | · For fitting in OBO Bettermann device case/floor-box systems  
 · Accepts 3 custom modules (transverse mounting)  
 · Incl. Torx M2 screws



**Floor box mounting 2 x** **Black plastic**  
 2 x custom modules

- 917.139 | · Mounting for Electraplan floor boxes  
 · Accepts 2 custom modules (transverse mounting)  
 · Incl. Torx M2 screws for custom modules



**Floor box mounting 3 x** **Black plastic**  
 3 x custom modules

- 917.140 | · Mounting for Electraplan floor boxes  
 · Accepts 3 custom modules (transverse mounting)  
 · Incl. Torx M2 screws for custom modules

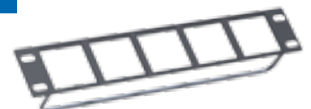


Media racks/IT panels

Art. no. | Version

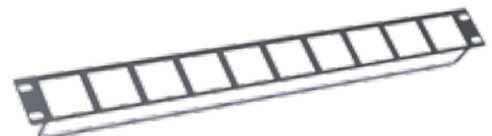
**10" custom module panel 1 U Black anodised aluminium**

- 903.001 | · Accepts up to 5 custom modules  
 · Incl. fixing accessories and Torx M2 screws



**19" custom module panel 1 U Black anodised aluminium**

- 903.000 | · Accepts up to 10 custom modules  
 · Incl. fixing accessories and Torx M2 screws



Modules for keystone data connections · All modules are supplied with 2 Torx T6 screws.



Art. no. | Version

#### Module 2 x keystone

917.000 · Module, **black**, accepts 2 data sockets with keystone fitting  
 · Suitable for the data sockets listed below


917.158 · Module, **white**, accepts 2 data sockets with keystone fixing  
 · Suitable for the data sockets listed below




#### Module 1 x keystone

917.001 · Module, **black**, accepts 1 data socket with keystone fitting  
 · Suitable for the data sockets listed below

917.159 · Module, **white**, accepts 1 data socket with keystone fixing  
 · Suitable for the data sockets listed below




#### 2 x keystone modules with metal holder

917.061 · Module, black, accepts 2 data sockets with keystone fitting  
 · Keystone fitting with metal holder on rear of cover for high mechanical stresses  
 · Suitable for the data sockets listed below



#### Module 1 x keystone with metal holder

917.062 · Module, black, accepts 1 data socket with keystone fitting  
 · Keystone fitting with metal holder on rear of cover for high mechanical stresses  
 · Suitable for the data sockets listed below


Data connections for custom modules 917.000, 917.001, 917.061 and 917.062

Socket / socket (Suitable data cables can be found in the accessories)

Art. no. | Version




#### CAT6 coupling socket/socket

940.044 · Type: BTR E-DAT  
 · Front: RJ45 (keystone fixing), rear: RJ45 (E-DAT mounting)  
 · Shielded




#### CAT6 coupling / socket/socket

940.083 · Front: RJ45 (keystone fixing), rear: RJ45 (keystone fixing)  
 · Shielded



#### CAT6 coupling socket/socket

940.112 · Front: RJ45 (keystone fixing), rear: RJ45 (keystone fixing)  
 · Unshielded




#### CAT5e coupling socket/socket

940.057 · Front: RJ45 (keystone fixing), rear: RJ45 (keystone fixing)  
 · Shielded




#### ISDN RJ12 socket/socket

940.085 · Front: RJ 12 (keystone fixing), rear: RJ 12 (keystone fixing)  
 · Unshielded







#### Keystone socket cover

917.057 · Socket cover, clips into an empty keystone socket  
 · Can be used as a placeholder for sockets inserted subsequently  
 · Suitable for 917.000 / 917.001 / 917.061 / 917.062




Data connections for custom modules 917.000, 917.001, 917.061 and 917.062

Socket/supply cable

Art. no.	Version
<b>CAT6a 10 GB patch cable plug/socket 3.0 m</b>	
918.033	<ul style="list-style-type: none"> <li>· Front: Socket RJ45 CAT6a TKM 10 GB</li> <li>· Cable, black, with RJ45 plug</li> </ul>
	<ul style="list-style-type: none"> <li>· Shielded</li> </ul>
<b>CAT6a 10 GB patch cable plug/socket 5.0 m</b>	
918.034	<ul style="list-style-type: none"> <li>· Front: Socket RJ45 CAT6a TKM 10 GB</li> <li>· Cable, black, with RJ45 plug</li> </ul>
	<ul style="list-style-type: none"> <li>· Shielded</li> </ul>
<b>CAT6a 10 GB socket TKM</b>	
918.035	<ul style="list-style-type: none"> <li>· CAT6 connector socket TKM 10 GB</li> <li>· Without cable (designed for tool-free connection of data cable)</li> </ul>
	<ul style="list-style-type: none"> <li>· Shielded</li> </ul>
<b>RJ 45 shutter</b>	
930.143	<ul style="list-style-type: none"> <li>· Cover for keystone custom module</li> <li>· Does not require tools</li> <li>· Suitable for custom modules 917.000/917.001/917.051/917.052</li> <li>· With paper labelling strips</li> <li>· Universally suits 1 and 2 data connections</li> </ul>
	<ul style="list-style-type: none"> <li>· Ideal as dust cover for data socket contacts when not in use</li> </ul>



Keystone media technology links

Art. no.	Version
<b>Custom module 1 x HDMI keystone</b> <span style="float: right;">Black</span>	
918.040	<ul style="list-style-type: none"> <li>· Front: HDMI socket</li> <li>· Rear: HDMI socket without cable</li> <li>· Fits into keystone frame 917.000 or 917.001</li> </ul>
	<ul style="list-style-type: none"> <li>· Requires approx. 85 mm installation depth</li> </ul>
<b>Custom module 1 x miniature jack 3.5 mm keystone</b> <span style="float: right;">Black</span>	
917.157	<ul style="list-style-type: none"> <li>· Front: 3.5 mm stereo miniature jack socket</li> <li>· Rear: Miniature jack socket with approx. 0.1 m cable</li> <li>· Fits into keystone frame 917.000 or 917.001</li> </ul>
	<ul style="list-style-type: none"> <li>· Requires approx. 65 mm installation depth</li> </ul>
<b>Custom module 1 x USB 3.0 A / A keystone</b> <span style="float: right;">Black</span>	
917.120	<ul style="list-style-type: none"> <li>· Front: USB A socket</li> <li>· Rear: USB A socket</li> <li>· Fits into keystone frame 917.000 or 917.001</li> </ul>
	<ul style="list-style-type: none"> <li>· Requires approx. 85 mm installation depth</li> </ul>





OWG connections



Art. no. | Version

**OWG-LC duplex keystone**

918.071 | · OWG-LC duplex coupler  
 · Keystone fixing

**OWG-ST duplex keystone**

918.073 | · OWG-ST duplex coupler  
 · Keystone fixing

**TOSLINK keystone**

918.045 | · TOSLINK optic fibre audio coupler  
 · Keystone fixing


**OWG-SC keystone**

918.072 | · OWG-SC coupler  
 · Keystone fixing

**OWG-MT-RJ keystone**

918.074 | · OWG-MT-RJ coupler  
 · Keystone fixing

Cable bushing



Front Rear

**Module 1 x data cable bushing**

917.032 | · Module with drill hole and 2-part cable bushing for data cables up to 11 mm in diameter



**Module 1 x VGA cable bushing**

917.033 | · 1 x 2-part cable bushing, ideal for routing VGA cables; without cable.  
 · Suitable for cables up to 24 mm in diameter



Modules for data connections

All modules are supplied with 2 Torx T6 screws.

**BTR\*\***

- E-DAT module CAT6a 8(8)
- E-DAT module coupling 8(8) CAT6

**DAETWYLER\*\***

- unilan MS 1 / 8 CAT6 RJ45
- unilan RJ45 feedthrough coupling CAT6
- unilan MU 1 / 8 CAT6 RJ45

**KERPEN\*\***

- VarioKeystone socket module RJ45

**Module 2 x BTR E-DAT module CAT6**

917.038 | · Module with cut-out and mounting module for 2 x BTR E-DAT module CAT6 (not included)  
 · Also suitable for Daetwyler Unilan module MS 1-8

**Module 1 x BTR E-DAT module CAT6**

917.006 | · Module with cut-out and mounting module for 1 x BTR E-DAT module CAT6 (not included)  
 · Also suitable for Daetwyler Unilan module MS 1-8

**Module 1 x Systimax CAT6**


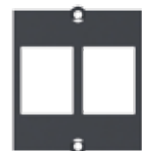

917.003 | · Module with cut-out and mounting plate for 1 x Systimax CAT6 MGS500 and MGS400 series (not included)



Modules for data connections

All modules are supplied with 2 Torx T6 screws.

Art. no.	Version	
<b>Module 1 x RDM CAT6</b>		
917.005		<ul style="list-style-type: none"> <li>Module with cut-out and mounting plate (black) for 1 x Reichle de Masari (RDM) CAT6 (not included)</li> </ul>
<b>Module 1 x BKS</b>		
917.153		<ul style="list-style-type: none"> <li>Module with cut-out for BKS (RJ, RJ250, RJUTP, RJpro and MMC3000pro) data connections in conjunction with mounting clip 403-7540xx (not included).</li> <li>Also suitable for Kerpen ELine 1200 C7 socket in conjunction with ELine EC7 adapter clips LKD9ZE300210000, not included.</li> </ul>
<b>Module Nexans 2 x</b>		
917.052		<ul style="list-style-type: none"> <li>Module, black, with cut-out for 2 Nexans LAN-mark-6 CAT6 (clips in with keystone Nexans clip)</li> <li>Data socket and keystone clip available separately</li> </ul>
<b>Module Nexans 1 x</b>		
917.051		<ul style="list-style-type: none"> <li>Module, black, with cut-out for 1 Nexans LAN-mark-6 CAT6 (clips in with keystone Nexans clip)</li> <li>Data socket and keystone clip available separately</li> </ul>
<b>Module 1 x Panduit CAT6</b>		
917.007		<ul style="list-style-type: none"> <li>Module with cut-out and mounting plate (black) for 1 x Panduit CAT6 (not included)</li> </ul>
<b>Module 1 x Corning CAT6</b>		
917.002		<ul style="list-style-type: none"> <li>Module with cut-out and mounting plate (black) for 1 x Tera CAT6 S250 (not included)</li> <li>Suitable for the following Corning modules: S500 module / CAXASM-00104-C001, S500 fx / CAXASM-00104-C002, S10 ten / CAXTSM-00112-C001, S10 ten fx / CAXTSM-00112-C004, S250 module / CAXESM-00100-C001, S250 fx / CAXESM-00100-C004, S100 eL / CAXGSM-00100-C001, S100 e / CAXDSM-00100-C001</li> </ul>
<b>Module 2 x CAT7 Tera</b>		
917.039		<ul style="list-style-type: none"> <li>Module with cut-out and mounting plate (black) for 2 x Tera CAT7 (not included)</li> <li>DAETWYLER unilan PS 1/8 CAT7, CORNING S1200 module S1200 shielded CAT7 +</li> </ul>
<b>Module 1 x CAT7 Tera</b>		
917.008		<ul style="list-style-type: none"> <li>Module with cut-out and mounting plate (black) for 1 x Tera CAT7 (not included)</li> <li>DAETWYLER unilan PS 1/8 CAT7, CORNING S1200 module S1200 shielded CAT7 +</li> </ul>



Manufacturer	917.000	917.001	917.061	917.062	917.038	917.006	917.003	917.002	917.051	917.052	917.053	917.008	917.038	917.007	917.005
<b>Bachmann versions</b>															
CAT6 coupling, shielded 940.044	x	x			x	x									
CAT6 coupling, unshielded 940.112	x	x	x	x											
CAT5e coupling 940.057	x	x	x	x											
ISDN RJ12 socket unshielded	x	x	x	x											
CAT6a 10 GB socket TKM, shielded, for automatic telephone 918.035	x	x	x	x											
CAT6a 10 GB socket TKM, shielded, with 3.0 m cable and RJ45 plug / 918.033	x	x	x	x											
CAT6a 10 GB socket TKM, shielded, with 5.0 m cable and RJ45 plug / 918.034	x	x	x	x											
Socket cover / blank cover keystone black / 917.057	x	x	x	x											
RJ45 shutter / 930.143	x	x													
OWG-LC duplex keystone / 918.071	x	x	x	x											
OWG-SC keystone / 918.072	x	x	x	x											
OWG-ST keystone / 918.073	x	x	x	x											
OWG-MT-RJ keystone / 918.074	x	x	x	x											
TOSLINK keystone / 918.045	x	x	x	x											
<b>Tyco Electronics / AMP NETCONNECT*</b>															
SL Series 110 Connect jacks CAT6	X	x	x	x											
SL Series 110 Connect jacks CAT5e	X	x	x	x											
SL Series 110 Connect jacks CAT3	X	x	x	x											
SL Series toolless jacks CAT5e	x	x	x	x											
SL Series toolless jacks CAT3	x	x	x	x											
Modular telephone coupler RJ45 / RJ11 coupler	x	x	x	x											
AMP-TWIST-6S SL jack CAT6	x	x	x	x											
Standard 110 Connect jacks CAT5e		x		x											
Standard 110 Connect jacks CAT3 RJ45 / RJ11		x		x											
AMP-TWIST 6AS SL RJ45 jack	x	x	x	x											
<b>ADC KRONE*</b>															
KM8 RJ45 Modular keystone shielded		x		x											
KM8 RJ45 Modular keystone unshielded		x		x											
<b>BELDEN*</b>															
Giga Flex keystone	x	x	x	x											
Giga Flex MDVO	x	x	x	x											
<b>BKS* (can be used with mounting clip 403-7540xx (not included))</b>															
RJ, RJ250, RJUTP, RJpro and MMC3000pro												x			

\* Name and product designation of manufacturer

Manufacturer	917.000	917.001	917.061	917.062	917.038	917.006	917.003	917.002	917.051	917.052	917.053	917.008	917.038	917.007	917.005
<b>BRAND-REX*</b>															
10GPLUS jack shielded	x	x	x	x											
Augmented category 6 shielded tool-free jack / AC6JAKS000	x	x	x	x											
CAT5e GIGAPlus jack 110 IDC 568		x		x											
CAT6 keystone plus		x		x											
CAT6 keystone snap in	x	x	x	x											
CAT6 Plus		x		x											
Cat6Plus shielded module / C6CJAKS000CR	x	x	x	x											
Category 6 shielded tool-free jack 7 C6CJAKS000	x	x	x	x											
<b>BTR*</b>															
C6A module 180° / 130B11-E					x	x									
E-DAT module CAT6a 8(8)					x	x									
E-DAT module coupling 8(8) CAT6 1309A0-I	x	x	x	x	x	x									
E-DAT module coupling 8(8) CAT6 1309A0-I					x	x									
UTP module CAT5e / 130A08-I / 130A08-I-B1	x	x	x	x											
UAE module CAT5e unshielded 130908-	x	x	x	x											
UAE module CAT6 130909-I / 130909-I-B1					x	x									
UTP module 8 (8) CAT6 / 130A10-I / 130A10-29-I / 130A10-29-I-B1	x	x	x	x											
<b>CIMABOX*</b>															
CAT5e and CAT6 keystone CJ545U / CJ545F	x	x	x	x											
Shielded and unshielded CJ645U / CJ645F	x	x	x	x											
<b>COBINET*</b>															
TopConnect RJ45 patch cable coupling			x	x											
RJ45 module TopKey			x	x											
<b>CORNING*</b>															
S10 TEN / CAXTSM-00112-C001								x							
S10 TEN fx / CAXTSM-00112-C004								x							
S100 e / CAXDSM-00100-C001								x							
S100 eL / CAXGSM-00100-C001								x							
S1200 module S1200 shielded CAT7 / CAXFSM-00100-C001												x	x		
S250 fx / CAXESM-00100-C004								x							
S250 module / CAXESM-00100-C001								x							
S500 fx / CAXASM-00104-C002								x							
S500fx module / CAXBSM-00104-C002	x	x	x	x											
S500 module / CAXBSM-00104-C001	x	x	x	x											
S500 module / CAXASM-00104-C001								x							

\* Name and product designation of manufacturer

Manufacturer	917.000	917.001	917.061	917.062	917.038	917.006	917.003	917.002	917.051	917.052	917.053	917.008	917.038	917.007	917.005
<b>DAETWYLER*</b>															
unilan RJ45 coupling CAT6 417 446	x	x	x	x											
unilan module KS 1 / 8 CAT6 RJ45 418 050	x	x	x	x											
unilan module KS 1 / 8 CAT5e RJ45 418 051	x	x	x	x											
unilan module KST 1 / 8 toolless CAT6 RJ45 418 053	x	x	x	x											
unilan module KU 1 / 8 CAT6 418 080	x	x	x	x											
unilan module KU 1 / 8 CAT6 418 081	x	x	x	x											
unilan module KU 1 / 8 CAT5e 418 082	x	x	x	x											
unilan module KU 1 / 8 CAT5e 418 083	x	x	x	x											
unilan® module PS-GG45 7A 1000 MHz 400 102 + 400 103****		x		x											
unilan® module KS-T 6A 1/8 tool-less cat. 6A/EA, shielded 418 060	x	x	x	x											
unilan® module KS-TS 6 1/8 toolless Slimline cat.6/EA shielded 418 054	x	x	x	x											
unilan® RJ45 keystone coupler CAT6 / 418 057	x	x	x	x											
unilan® module KS-T5 1/8 tool-less cat. 5e, shielded / 418 055	x	x	x	x											
unilan® RJ45 module MS-K 1/8 cat. 6a shielded - modular solution 440 001	x	x	x	x											
unilan® module MS-K Plus 1/8 cat. 6A, shielded 440 004	x	x	x	x											
unilan MS 1 / 8 CAT6 RJ45					x	x									
unilan RJ45 feedthrough coupling CAT6					x	x									
unilan MU 1 / 8 CAT6 RJ45					x	x									
unilan PS 1 / 8 CAT7												x	x		
	x	x	x	x											
<b>EFB ECOLAN*</b>															
E-20050	x	x	x	x											
E-20051	x	x	x	x											
E-20060	x	x	x	x											
E-20061	x	x	x	x											
37.486.1	x	x	x	x											
37.488.1	x	x	x	x											
37.508.2	x	x	x	x											
		x		x											
<b>ERSYS*</b>															
CAT5C-SIJ-FKey-002		x		x											
Ersys 356k-8c5e		x		x											
Ersys 628MC-8-C5E		x		x											
	x	x	x	x											
<b>GIGAMEDIA*</b>															
RJ45 CAT6 UTP / STP	x	x	x	x											
RJ45 CAT6 contacts 110 UTP / STP	x	x	x	x											
RJ45 CAT5e UTP / STP	x	x	x	x											
<b>3M*</b>															
Volition RJ45 K6 module without shielding cover*		x		x											

\* Name and product designation of manufacturer


Manufacturer	917.000	917.001	917.061	917.062	917.038	917.006	917.003	917.002	917.051	917.052	917.053	917.008	917.038	917.007	917.005
<b>KERPEN*</b>															
ELine 250 MLS RJ45 shielded	x	x	x	x											
ELine 250 MLU RJ45 unshielded	x	x	x	x											
ELine 600® GG45 socket / 9ZE20001	x	x	x	x											
Variokeystone socket module RJ45					x	x									
	x	x	x	x											
NEXANS* (requires additional keystone clip to fit)															
LANmark-5 snap-in EVO									x	x					
LANmark-6 EVO RJ45 snap-in									x	x					
LANmark-6 10G snap-In									x	x					
LANmark-7 GG45 snap-in									x	x					
					x	x									
<b>Panduit*</b>															
Mini-Com® Mini-Jack™ category 3 UTP jack modules														x	
Mini-Com® TX5e™ keyed shielded jack modules														x	
Mini-Com® category 6 UTP coupler module														x	
<b>Reichle de Masari*</b>															
RDM CAT6															x
<b>RUTENBECK*</b>															
UM-real. cat. 6a A	x	x	x	x											
	x	x	x	x											
<b>SETEC*</b>															
CAT6 modular keystone jack shielded	x	x	x	x											
SeSix eXtra keystone jack XKJ	x	x	x	x											
SeSix universal keystone jack UKJ	x	x	x	x											
SeSix modular keystone jack MKJ	x	x	x	x											
<b>SYSTEMAX*</b>															
MGS500 CAT6 series								x							
MGS400 series								x							
									x						
<b>TELEGÄRTNER*</b>															
AMJ module K CAT6+	x	x													
AMJ coupling K CAT6	x	x													
AMJ coupling K CAT5e	x	x													
	x	x	x	x											
<b>TKM*</b>															
RJ-MOD - cat. 6 / 4677682	x	x	x	x											
GG45 / 4677701 (can be fitted with keystone clip)	x	x	x	x											

\* Name and product designation of manufacturer



Video and audio modules

See the glossary for detailed information on use/application




Art. no.	Version	
<b>Custom module 1 x VGA + miniature jack</b>		
917.045	<ul style="list-style-type: none"> <li>· Front: VGA socket and miniature jack</li> <li>· Rear: VGA socket and miniature jack with approx. 0.1 m cable</li> <li>· Requires approx. 70 mm installation depth</li> </ul>	<b>Black</b>



<b>Custom module 1 x VGA + miniature jack</b>		
917.071	<ul style="list-style-type: none"> <li>· Front: VGA socket and miniature jack</li> <li>· Rear: 10-pole screw terminal (VGA) and 3-pole (stereo)</li> <li>· Requires approx. 50 mm installation depth</li> </ul>	<b>Black</b>



<b>Custom module 1 x VGA + miniature jack</b>		
917.160	<ul style="list-style-type: none"> <li>· Front: VGA socket and miniature jack</li> <li>· Rear: 10-pole screw terminal (VGA) and 3-pole (stereo)</li> <li>· Requires approx. 50 mm installation depth</li> </ul>	<b>White</b>



<b>Custom module 1 x VGA + miniature jack</b>		
917.073	<ul style="list-style-type: none"> <li>· Front: VGA socket and miniature jack</li> <li>· Rear: 5 x BNC socket with approx. 0.3 m cable (VGA) and 3-pole (stereo)</li> <li>· Requires approx. 50 mm installation depth</li> </ul>	<b>Black</b>









<b>Custom module 1 x VGA + miniature jack</b>		
917.150	<ul style="list-style-type: none"> <li>· Front: VGA socket and miniature jack</li> <li>· Rear: VGA + miniature jack socket with approx. 0.2 m cable each</li> <li>· Requires approx. 50 mm installation depth</li> </ul>	<b>Black</b>



<b>Custom module 1 x VGA + miniature jack and button for MediaNet switch</b>		
917.134	<ul style="list-style-type: none"> <li>· Front: VGA socket and miniature jack + button, blue illuminated</li> <li>· Rear: VGA socket and miniature jack with approx. 0.1 m cable + RJ12 socket for button</li> <li>· Requires approx. 70 mm installation depth</li> </ul>	<b>Black</b>

All modules are supplied with 2 Torx T6 screws. For suitable cables see the Accessories section

Art. no.	Version	
<b>Custom module 1 x VGA + miniature jack and button for MediaNet switch</b> <span style="float: right;"><b>Black</b></span>		
917.074	<ul style="list-style-type: none"> <li>· Front: VGA socket and miniature jack + button, blue illuminated</li> <li>· Rear: 10-pole screw terminal (VGA) and 3-pole (stereo) + micro clamp terminal (button)</li> <li>· Requires approx. 50 mm installation depth</li> </ul>	
<b>Custom module 1 x VGA + miniature jack and button for MediaNet switch</b> <span style="float: right;"><b>Black</b></span>		
917.077	<ul style="list-style-type: none"> <li>· Front: VGA socket and miniature jack + button, blue illuminated</li> <li>· Rear: 5 x BNC socket with approx. 0.3 m cable (VGA) and 3-pole (stereo) + micro clamp terminal (button)</li> <li>· Requires approx. 50 mm installation depth</li> </ul>	
<b>Custom module 1 x VGA</b> <span style="float: right;"><b>Black</b></span>		
917.011	<ul style="list-style-type: none"> <li>· Front: VGA socket</li> <li>· Rear: VGA socket</li> <li>· Requires approx. 70 mm installation depth</li> </ul>	
<b>Custom module 1 x VGA</b> <span style="float: right;"><b>Black</b></span>		
917.069	<ul style="list-style-type: none"> <li>· Front: VGA socket</li> <li>· Rear: 10-pole screw terminal (VGA)</li> <li>· Requires approx. 50 mm installation depth</li> </ul>	
<b>Custom module 1 x VGA</b> <span style="float: right;"><b>Black</b></span>		
917.070	<ul style="list-style-type: none"> <li>· Front: VGA socket</li> <li>· Rear: 5 x BNC socket with approx. 0.3 m cable (VGA)</li> <li>· Requires approx. 35 mm installation depth</li> </ul>	
<b>Custom module 1 x VGA</b> <span style="float: right;"><b>Black</b></span>		
917.072	<ul style="list-style-type: none"> <li>· Front: VGA plug</li> <li>· Rear: 10-pole screw terminal (VGA)</li> <li>· Requires approx. 50 mm installation depth</li> </ul>	

Video and audio modules

See the glossary for detailed information on use/application

Front

Rear



Art. no.	Version	
<b>Custom module 1 x DVI-I + miniature jack</b>		<b>Black</b>
917.021	<ul style="list-style-type: none"> <li>· Front: DVI-I socket and miniature jack</li> <li>· Rear: DVI-I socket and miniature jack with approx. 0.1 m cable each</li> <li>· Requires approx. 75 mm installation depth</li> </ul>	<div style="display: flex; align-items: center;"> <div style="width: 15px; height: 15px; background-color: green; margin-right: 5px;"></div> <div style="width: 15px; height: 15px; background-color: orange; margin-right: 5px;"></div> </div>



<b>Custom module 1 x DVI-I</b>		<b>Black</b>
917.078	<ul style="list-style-type: none"> <li>· Front: DVI-I socket</li> <li>· Rear: DVI-I socket with approx. 0.1 m cable</li> <li>· Requires approx. 75 mm installation depth</li> </ul>	<div style="display: flex; align-items: center;"> <div style="width: 15px; height: 15px; background-color: green; margin-right: 5px;"></div> <div style="width: 15px; height: 15px; background-color: orange; margin-right: 5px;"></div> </div>



<b>Custom module 1 x HDMI keystone</b>		<b>Black</b>
918.040	<ul style="list-style-type: none"> <li>· Front: HDMI socket</li> <li>· Rear: HDMI socket without cable</li> <li>· Fits into keystone frame 917.000 or 917.001</li> <li>· Requires approx. 85 mm installation depth</li> </ul>	<div style="display: flex; align-items: center;"> <div style="width: 15px; height: 15px; background-color: green; margin-right: 5px;"></div> <div style="width: 15px; height: 15px; background-color: orange; margin-right: 5px;"></div> </div>



<b>Custom module 1 x HDMI</b>		<b>Black</b>
917.143	<ul style="list-style-type: none"> <li>· Front: HDMI socket</li> <li>· Rear: screw terminal 2 x 9-pole (HDMI)</li> <li>· Requires approx. 40 mm installation depth</li> </ul>	<div style="display: flex; align-items: center;"> <div style="width: 15px; height: 15px; background-color: green; margin-right: 5px;"></div> <div style="width: 15px; height: 15px; background-color: orange; margin-right: 5px;"></div> <div style="width: 15px; height: 15px; background-color: blue; margin-left: 5px;"></div> </div>



<b>Custom module 1 x HDMI</b>		<b>White</b>
917.183	<ul style="list-style-type: none"> <li>· Front: HDMI socket</li> <li>· Rear: screw terminal 2 x 9-pole (HDMI)</li> <li>· Requires approx. 40 mm installation depth</li> </ul>	<div style="display: flex; align-items: center;"> <div style="width: 15px; height: 15px; background-color: green; margin-right: 5px;"></div> <div style="width: 15px; height: 15px; background-color: orange; margin-right: 5px;"></div> <div style="width: 15px; height: 15px; background-color: blue; margin-left: 5px;"></div> </div>



<b>Custom module 1 x display port</b>		<b>Black</b>
917.145	<ul style="list-style-type: none"> <li>· Front: display port socket</li> <li>· Rear: display port socket, without cable</li> <li>· Requires approx. 70 mm installation depth</li> </ul>	<div style="display: flex; align-items: center;"> <div style="width: 15px; height: 15px; background-color: green; margin-right: 5px;"></div> <div style="width: 15px; height: 15px; background-color: orange; margin-right: 5px;"></div> </div>


Video and audio modules

See the glossary for detailed information on use/application

Art. no.	Version		Front	Rear
<b>Module 1 x video + Cinch stereo BVM-1</b> <span style="float: right;"><b>Black</b></span>				
917.026	<ul style="list-style-type: none"> <li>· Front: Cinch video (yellow) + Cinch stereo (red + white) socket</li> <li>· Rear: Cinch socket without cable</li> </ul>			
<b>Custom module 1 x Cinch video + stereo</b> <span style="float: right;"><b>Black</b></span>				
917.085	<ul style="list-style-type: none"> <li>· Front: Cinch video (yellow) + Cinch stereo (red + white) socket</li> <li>· Rear: 10-pole screw terminal (VGA)</li> <li>· Requires approx. 50 mm installation depth</li> </ul>			
<b>Custom module 1 x Cinch video + stereo</b> <span style="float: right;"><b>White</b></span>				
917.161	<ul style="list-style-type: none"> <li>· Front: Cinch video (yellow) + Cinch stereo (red + white) socket</li> <li>· Rear: 10-pole screw terminal (VGA)</li> <li>· Requires approx. 50 mm installation depth</li> </ul>			
<b>Module 1 x VBNC + Cinch stereo</b> <span style="float: right;"><b>Black</b></span>				
917.027	<ul style="list-style-type: none"> <li>· Front: BNC video (yellow) + Cinch stereo (red + white) socket</li> <li>· Rear: BNC + Cinch socket without cable</li> </ul>			
<b>Module 1 x S-Video + Cinch stereo</b> <span style="float: right;"><b>Black</b></span>				
917.028	<ul style="list-style-type: none"> <li>· Front: S-Video (S-VHS) + Cinch stereo (red + white) socket</li> <li>· Rear: S-Video + Cinch socket without cable</li> </ul>			
<b>Module 1 x S-Video + Cinch stereo</b> <span style="float: right;"><b>Black</b></span>				
917.081	<ul style="list-style-type: none"> <li>· Front: S-Video + Cinch stereo (red + white) socket</li> <li>· Rear: screw terminal 4-pole (S-Video) + 3-pole (stereo)</li> <li>· Requires approx. 30 mm installation depth</li> </ul>			
<b>Custom module 1 x S-Video + Cinch stereo</b> <span style="float: right;"><b>White</b></span>				
917.162	<ul style="list-style-type: none"> <li>· Front: S-Video + Cinch stereo (red + white) socket</li> <li>· Rear: screw terminal 4-pole (S-Video) + 3-pole (stereo)</li> <li>· Requires approx. 30 mm installation depth</li> </ul>			

Video and audio modules


See the glossary for detailed information on use/application



Art. no.	Version	
<b>Module 1 x S-Video + Cinch stereo</b> <span style="float: right;"><b>Black</b></span>		
917.035	<ul style="list-style-type: none"> <li>· Front: S-Video (S-VHS) + Cinch video (yellow) socket</li> <li>· Rear: S-Video + video socket without cable</li> </ul>	<span style="color: green;">■</span> <span style="color: orange;">■</span>



<b>Custom module 1 x S-Video + Cinch video</b> <span style="float: right;"><b>Black</b></span>		
917.083	<ul style="list-style-type: none"> <li>· Front: S-Video + Cinch video (yellow) socket</li> <li>· Rear: screw terminal 4-pole (S-Video) + approx. 0.3 m cable with 2 x BNC (stereo)</li> <li>· Requires approx. 30 mm installation depth</li> </ul>	<span style="color: green;">■</span> <span style="color: orange;">■</span> <span style="color: blue;">■</span>



<b>Custom module 1 x BNC R / G / B</b> <span style="float: right;"><b>Black</b></span>		
917.088	<ul style="list-style-type: none"> <li>· Front: BNC socket R / G / B (red / green / blue)</li> <li>· Rear: screw terminal 6-pole</li> <li>· Requires approx. 30 mm installation depth</li> </ul>	<span style="color: green;">■</span> <span style="color: orange;">■</span> <span style="color: blue;">■</span>



<b>Custom module 1 x BNC R / G / B</b> <span style="float: right;"><b>Black</b></span>		
917.090	<ul style="list-style-type: none"> <li>· Front: BNC socket R / G / B (red / green / blue)</li> <li>· Rear: BNC socket R / G / B (red / green / blue)</li> <li>· Requires approx. 65 mm installation depth</li> </ul>	<span style="color: green;">■</span> <span style="color: orange;">■</span>



<b>Custom module 1 x sat / TV / radio</b> <span style="float: right;"><b>Black</b></span>		
917.030	<ul style="list-style-type: none"> <li>· Front: F-plug connector (sat) and 2 x coax (TV + radio)</li> <li>· Rear: F-plug connector (sat) and 2 x coax (TV + radio)</li> <li>· Requires approx. 50 mm installation depth</li> </ul>	<span style="color: green;">■</span> <span style="color: orange;">■</span>



<b>Custom module 1 x TV / radio</b> <span style="float: right;"><b>Black</b></span>		
917.117	<ul style="list-style-type: none"> <li>· Front: 2 x coax (TV + radio)</li> <li>· Rear: 2 x coax (TV + radio)</li> <li>· Requires approx. 50 mm installation depth</li> </ul>	<span style="color: green;">■</span> <span style="color: orange;">■</span>



<b>Custom module 1 x Cinch stereo</b> <span style="float: right;"><b>Black</b></span>		
917.022	<ul style="list-style-type: none"> <li>· Front: Cinch stereo socket (red + white)</li> <li>· Rear: Cinch stereo (red + white) socket without cable</li> <li>· Requires approx. 55 mm installation depth</li> </ul>	<span style="color: green;">■</span> <span style="color: orange;">■</span>

Video and audio modules


See the glossary for detailed information on use/application

Art. no.	Version		Front	Rear
<b>Custom module 1 x Cinch stereo</b> <span style="float: right;"><b>Black</b></span>				
917.089	<ul style="list-style-type: none"> <li>· Front: Cinch stereo socket (red + white)</li> <li>· Rear: 3-pole screw terminal (stereo)</li> <li>· Requires approx. 35 mm installation depth</li> </ul>			
<b>Custom module 1 x Cinch stereo</b> <span style="float: right;"><b>White</b></span>				
917.163	<ul style="list-style-type: none"> <li>· Front: Cinch stereo socket (red + white)</li> <li>· Rear: 3-pole screw terminal (stereo)</li> <li>· Requires approx. 35 mm installation depth</li> </ul>			
<b>Custom module 1 x 3.5 mm miniature jack</b> <span style="float: right;"><b>Black</b></span>				
917.023	<ul style="list-style-type: none"> <li>· Front: 3.5 mm stereo miniature jack socket (red + white)</li> <li>· Rear: Cinch stereo socket (red + white)</li> <li>· Requires approx. 65 mm installation depth</li> </ul>			
<b>Custom module 1 x miniature jack 3.5 mm keystone</b> <span style="float: right;"><b>Black</b></span>				
917.157	<ul style="list-style-type: none"> <li>· Front: 3.5 mm stereo miniature jack socket</li> <li>· Rear: Miniature jack socket with approx. 0.1 m cable</li> <li>· Fits into keystone frame 917.000 or 917.001</li> <li>· Requires approx. 65 mm installation depth</li> </ul>			
<b>Custom module 1 x 3.5 mm miniature jack</b> <span style="float: right;"><b>Black</b></span>				
917.091	<ul style="list-style-type: none"> <li>· Front: 3.5 mm stereo miniature jack socket</li> <li>· Rear: screw terminal 3-pole</li> <li>· Requires approx. 35 mm installation depth</li> </ul>			
<b>Custom module 1 x 3.5 mm miniature jack</b> <span style="float: right;"><b>White</b></span>				
917.164	<ul style="list-style-type: none"> <li>· Front: 3.5 mm stereo miniature jack socket</li> <li>· Rear: screw terminal 3-pole</li> <li>· Requires approx. 35 mm installation depth</li> </ul>			
<b>Custom module 1 x 6.3 mm stereo jack</b> <span style="float: right;"><b>Black</b></span>				
917.036	<ul style="list-style-type: none"> <li>· Front: stereo jack socket 6.3 mm</li> <li>· Rear: cable approx. 0.1 m with jack socket 6.3 mm</li> <li>· Requires approx. 65 mm installation depth</li> </ul>			



Audio modules

See the glossary for detailed information on use/application



Art. no.	Version	
<b>Custom module 1 x XLR microphone 3-pole</b>		<b>Black</b>
917.024	<ul style="list-style-type: none"> <li>· Front: XLR 3-pole microphone socket</li> <li>· Rear: cable approx. 0.1 m with XLR plug 3-pole</li> <li>· Requires approx. 65 mm installation depth</li> </ul>	<div style="display: flex; align-items: center;"> <div style="width: 15px; height: 15px; background-color: green; margin-right: 5px;"></div> <div style="width: 15px; height: 15px; background-color: orange; margin-right: 5px;"></div> </div>



<b>Custom module 1 x XLR socket 3-pole</b>		<b>Black</b>
917.096	<ul style="list-style-type: none"> <li>· Front: XLR 3-pole socket</li> <li>· Rear: screw terminal 3-pole</li> <li>· Requires approx. 40 mm installation depth</li> </ul>	<div style="display: flex; align-items: center;"> <div style="width: 15px; height: 15px; background-color: green; margin-right: 5px;"></div> <div style="width: 15px; height: 15px; background-color: orange; margin-right: 5px;"></div> <div style="width: 15px; height: 15px; background-color: blue; margin-left: 5px;"></div> </div>



<b>Custom module 1 x XLR socket 3-pole</b>		<b>White</b>
917.165	<ul style="list-style-type: none"> <li>· Front: XLR 3-pole socket</li> <li>· Rear: screw terminal 3-pole</li> <li>· Requires approx. 40 mm installation depth</li> </ul>	<div style="display: flex; align-items: center;"> <div style="width: 15px; height: 15px; background-color: green; margin-right: 5px;"></div> <div style="width: 15px; height: 15px; background-color: orange; margin-right: 5px;"></div> <div style="width: 15px; height: 15px; background-color: blue; margin-left: 5px;"></div> </div>



<b>Custom module 1 x XLR socket 4-pole</b>		<b>Black</b>
917.099	<ul style="list-style-type: none"> <li>· Front: XLR 4-pole socket</li> <li>· Rear: screw terminal 4-pole</li> <li>· Requires approx. 40 mm installation depth</li> </ul>	<div style="display: flex; align-items: center;"> <div style="width: 15px; height: 15px; background-color: green; margin-right: 5px;"></div> <div style="width: 15px; height: 15px; background-color: orange; margin-right: 5px;"></div> <div style="width: 15px; height: 15px; background-color: blue; margin-left: 5px;"></div> </div>



<b>Custom module 1 x XLR socket 5-pole</b>		<b>Black</b>
917.101	<ul style="list-style-type: none"> <li>· Front: XLR 5-pole socket</li> <li>· Rear: screw terminal 5-pole</li> <li>· Requires approx. 40 mm installation depth</li> </ul>	<div style="display: flex; align-items: center;"> <div style="width: 15px; height: 15px; background-color: green; margin-right: 5px;"></div> <div style="width: 15px; height: 15px; background-color: orange; margin-right: 5px;"></div> <div style="width: 15px; height: 15px; background-color: blue; margin-left: 5px;"></div> </div>





<b>Custom module 1 x XLR plug 3-pole</b>		<b>Black</b>
917.095	<ul style="list-style-type: none"> <li>· Front: XLR 3-pole plug</li> <li>· Rear: screw terminal 3-pole</li> <li>· Requires approx. 40 mm installation depth</li> </ul>	<div style="display: flex; align-items: center;"> <div style="width: 15px; height: 15px; background-color: green; margin-right: 5px;"></div> <div style="width: 15px; height: 15px; background-color: orange; margin-right: 5px;"></div> <div style="width: 15px; height: 15px; background-color: blue; margin-left: 5px;"></div> </div>





<b>Custom module 1 x XLR plug 4-pole</b>		<b>Black</b>
917.098	<ul style="list-style-type: none"> <li>· Front: XLR 4-pole plug</li> <li>· Rear: screw terminal 4-pole</li> <li>· Requires approx. 40 mm installation depth</li> </ul>	<div style="display: flex; align-items: center;"> <div style="width: 15px; height: 15px; background-color: green; margin-right: 5px;"></div> <div style="width: 15px; height: 15px; background-color: orange; margin-right: 5px;"></div> <div style="width: 15px; height: 15px; background-color: blue; margin-left: 5px;"></div> </div>

Audio modules

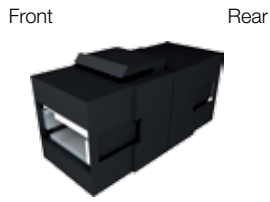
See the glossary for detailed information on use/application

Art. no.	Version	
<b>Custom module 1 x XLR plug 5-pole</b> <span style="float: right;"><b>Black</b></span>		
917.100	<ul style="list-style-type: none"> <li>· Front: XLR 5-pole plug</li> <li>· Rear: screw terminal 5-pole</li> <li>· Requires approx. 40 mm installation depth</li> </ul>	
<b>Custom module Combo series 1 x XLR socket 3-pole + 1 x 6.3 mm jack socket</b> <span style="float: right;"><b>Black</b></span>		
917.094	<ul style="list-style-type: none"> <li>· Front: XLR socket 3-pole + 6.3 mm stereo jack socket</li> <li>· Rear: Screw terminal 2 x 3-pole</li> <li>· Requires approx. 40 mm installation depth</li> </ul>	
<b>Custom module 1 x Speakon 2-pole + 6.3 mm stereo jack</b> <span style="float: right;"><b>Black</b></span>		
917.102	<ul style="list-style-type: none"> <li>· Front: Speakon socket + 6.3 mm stereo jack</li> <li>· Rear: screw terminal</li> <li>· Requires approx. 50 mm installation depth</li> </ul>	
<b>Custom module 1 x Speakon 4-pole</b> <span style="float: right;"><b>Black</b></span>		
917.110	<ul style="list-style-type: none"> <li>· Front: Speakon 4-pole socket</li> <li>· Rear: screw terminal</li> <li>· Requires approx. 40 mm installation depth</li> </ul>	
<b>Custom module 1 x stereo loudspeaker connection</b> <span style="float: right;"><b>Black</b></span>		
917.114	<ul style="list-style-type: none"> <li>· Front: stereo loudspeaker connection (red + white)</li> <li>· Rear: screw terminal</li> <li>· Requires approx. 30 mm installation depth</li> </ul>	



Data transmission

See the glossary for detailed information on use/application



Art. no.	Version	
<b>Custom module 1 x USB 3.0 A / A keystone</b> <span style="float: right;"><b>Black</b></span>		
917.120	<ul style="list-style-type: none"> <li>· Front: USB A socket</li> <li>· Rear: USB A socket</li> <li>· Fits into keystone frame 917.000 or 917.001 (see page 72)</li> </ul>	<ul style="list-style-type: none"> <li>· Requires approx. 85 mm installation depth</li> </ul>



<b>Custom module 2 x USB 2.0 A / A</b> <span style="float: right;"><b>Black</b></span>		
917.141	<ul style="list-style-type: none"> <li>· Front: 2 x USB A socket</li> <li>· Rear: Screw terminal 2 x 4-pole</li> </ul>	<ul style="list-style-type: none"> <li>· Requires approx. 40 mm installation depth</li> </ul>



<b>Custom module 2 x USB 2.0 A / A</b> <span style="float: right;"><b>White</b></span>		
917.182	<ul style="list-style-type: none"> <li>· Front: 2 x USB A socket</li> <li>· Rear: Screw terminal 2 x 4-pole</li> </ul>	<ul style="list-style-type: none"> <li>· Requires approx. 40 mm installation depth</li> </ul>




<b>Custom module 1 x USB 2.0 A / B</b> <span style="float: right;"><b>Black</b></span>		
917.018	<ul style="list-style-type: none"> <li>· Front: USB A socket</li> <li>· Rear: USB B socket</li> </ul>	<ul style="list-style-type: none"> <li>· Requires approx. 85 mm installation depth</li> </ul>



<b>Custom module 1 x USB 2.0 B / A</b> <span style="float: right;"><b>Black</b></span>		
917.019	<ul style="list-style-type: none"> <li>· Front: USB B socket</li> <li>· Rear: USB A socket</li> </ul>	<ul style="list-style-type: none"> <li>· Requires approx. 85 mm installation depth</li> </ul>



<b>Custom module 1 x FireWire</b> <span style="float: right;"><b>Black</b></span>		
917.037	<ul style="list-style-type: none"> <li>· Front: FireWire socket 6-pole</li> <li>· Rear: FireWire socket 6-pole</li> </ul>	<ul style="list-style-type: none"> <li>· Requires approx. 85 mm installation depth</li> </ul>








<b>Custom module RS232 socket</b> <span style="float: right;"><b>Black</b></span>		
917.075	<ul style="list-style-type: none"> <li>· Front: RS232 SubD 9-pole socket</li> <li>· Rear: screw terminal 9-pole</li> </ul>	<ul style="list-style-type: none"> <li>· Requires approx. 40 mm installation depth</li> </ul>







<b>Custom module RS232 plug</b> <span style="float: right;"><b>Black</b></span>		
917.076	<ul style="list-style-type: none"> <li>· Front: RS232 SubD 9-pole plug</li> <li>· Rear: screw terminal 9-pole</li> </ul>	<ul style="list-style-type: none"> <li>· Requires approx. 40 mm installation depth</li> </ul>

Data transmission

See the glossary for detailed information on use/application

Art. no.	Version	
<b>Custom module 1 x RS232 socket</b> <span style="float: right;"><b>Black</b></span>		
917.012	<ul style="list-style-type: none"> <li>· Front: RS232 SubD 9-pole socket</li> <li>· Rear: RS232 SubD 9-pole socket</li> <li>· Requires approx. 70 mm installation depth</li> </ul>	<div style="display: flex; justify-content: space-around;"> <div style="text-align: center;">  <p>Front</p> </div> <div style="text-align: center;">  <p>Rear</p> </div> </div>
<b>Custom module 1 x RS232 crossover socket</b> <span style="float: right;"><b>Black</b></span>		
917.116	<ul style="list-style-type: none"> <li>· Front: RS232 SubD 9-pole socket</li> <li>· Rear: RS232 SubD 9-pin crossover plug (crossed)</li> <li>· Requires approx. 70 mm installation depth</li> </ul>	<div style="display: flex; justify-content: space-around;"> <div style="text-align: center;">  <p>Front</p> </div> <div style="text-align: center;">  <p>Rear</p> </div> </div>
<b>Custom module PS2 mouse + keyboard</b> <span style="float: right;"><b>Black</b></span>		
917.031	<ul style="list-style-type: none"> <li>· Front: 2 x MiniDIN 6-pole socket (mouse - mint green; keyboard - purple)</li> <li>· Rear: 2 x MiniDIN 6-pole socket (mouse - mint green; keyboard - purple)</li> <li>· Requires approx. 50 mm installation depth</li> </ul>	<div style="display: flex; justify-content: space-around;"> <div style="text-align: center;">  <p>Front</p> </div> <div style="text-align: center;">  <p>Rear</p> </div> </div>

Power transmission

Art. no.	Version	
<b>Custom module Power Con blue (power input)</b> <span style="float: right;"><b>Black</b></span>		
917.112	<ul style="list-style-type: none"> <li>· Front: Power Con socket, blue</li> <li>· Rear: Screw terminal, incl. 2 crimp sleeves and cover cap</li> <li>· Requires approx. 40 mm installation depth</li> </ul>	<div style="display: flex; justify-content: space-around;"> <div style="text-align: center;">  <p>Front</p> </div> <div style="text-align: center;">  <p>Rear</p> </div> </div>
<b>Custom module Power Con grey (power outlet)</b> <span style="float: right;"><b>Black</b></span>		
917.113	<ul style="list-style-type: none"> <li>· Front: Power Con socket, grey</li> <li>· Rear: Screw terminal, incl. 2 crimp sleeves and cover cap</li> <li>· Requires approx. 40 mm installation depth</li> </ul>	<div style="display: flex; justify-content: space-around;"> <div style="text-align: center;">  <p>Front</p> </div> <div style="text-align: center;">  <p>Rear</p> </div> </div>

## Control

See the glossary for detailed information on use/application



Art. no. | Version

**Custom module with stainless steel button** **Black**

- 917.046
- Front: stainless steel button; switching capacity: 50 mA/24 V/DC;
  - Rear: screw terminal 2-pole
- ■ ■
- Requires approx. 30 mm installation depth

**Custom module with stainless steel button, blue illuminated** **Black**

- 917.047
- Front: Stainless steel button, blue illuminated (ring illuminated); switching capacity: 50 mA/24 V/DC
  - Rear: Solder pins 4-pole
- ■ ■
- Requires approx. 30 mm installation depth

**Custom module with automatic switchoff button** **Black**


- 917.060
- Front: button, black;
  - Rear: GST15i2 connector with approx. 1.0 m cable (suitable for power strips with automatic switchoff device, e.g. STEP switchoff device 906.005)
- ■ ■
- Requires approx. 40 mm installation depth

**Custom module with button** **Black**

- 917.152
- Front: on/off switch
  - Rear: approx. 1.0 m 3G 1.0 mm<sup>2</sup> cable with end sleeves (labelled)
- ■ ■
- Requires approx. 60 mm installation depth

**Custom module with switch (to control external devices)** **Black**

- 917.135
- Front: 2-pole rocker switch, green
  - Rear: approx. 1.0 m H05VV-F 4G 1.50 mm<sup>2</sup> cable with end sleeves (labelled)
- ■ ■
- Requires approx. 60 mm installation depth

**Custom module with 4-key keypad for MediaNet control unit** **Black**

- 917.127
- Front: 4 buttons, white, blue illuminated
  - Rear: 2 x RJ45 sockets for connecting to media controller and linking to further modules of the same type
- ■ ■
- Requires approx. 30 mm installation depth
  - Note: cannot be used in electrical installations.

**Custom module with 4-key keypads for KNX application** **Black**








- 917.056
- Front: 4 buttons, white, blue illuminated, with various pictograms for labelling, programmable on KNX installations; with integrated bus coupler; voltage supply: system voltage 30 V DC via bus push-in terminal;
  - Rear: Bus push-in terminal, 2-pole
- ■ ■
- Requires approx. 35 mm installation depth

**Custom module with 4-key keypads for EnOcean application** **Black**

- 917.093
- Front: 4 buttons, white, blue illuminated, with various pictograms for labelling, programmable on EnOcean application; with built-in radio module, battery buffered;
- ■ ■
- Requires approx. 35 mm installation depth

Accessories

See the glossary for detailed information on use/application

Art. no.	Version	
<b>Custom module blank cover</b>		<b>Black</b>
917.009	<ul style="list-style-type: none"> <li>· Blank cover as placeholder or for you to mount your own connector</li> <li>· Material: plastic, black, thickness 1.8 mm</li> </ul>	
<b>Custom module blank cover</b>		<b>White</b>
917.166	<ul style="list-style-type: none"> <li>· Blank cover as placeholder or for you to mount your own connector</li> <li>· Material: plastic, white, thickness 1.8 mm</li> </ul>	
<b>Custom module blank cover with screw dome</b>		<b>Black</b>
917.010	<ul style="list-style-type: none"> <li>· Blank cover as placeholder or for you to mount your own connector</li> <li>· Screw dome on rear side of module for fixing e.g. of boards or blank holders</li> <li>· Material: plastic, black, thickness 1.8 mm</li> </ul>	
<b>Custom module blank cover with screw dome</b>		<b>White</b>
917.167	<ul style="list-style-type: none"> <li>· Blank cover as placeholder or for you to mount your own connector</li> <li>· Screw dome on rear side of module for fixing e.g. of boards or blank holders</li> <li>· Material: plastic, white, thickness 1.8 mm</li> </ul>	
<b>Torx T6 screws for custom modules in facility power strips</b>		<b>Black</b>
917.041	<ul style="list-style-type: none"> <li>· Designed for 10 screwing cycles; contents: 10 pcs in colour black</li> </ul>	
<b>Screws Torx T6 for custom modules in electrical installations (mounting plate) and 10" + 19" panels</b>		<b>Black</b>
917.111	<ul style="list-style-type: none"> <li>· Designed for 10 screwing cycles; contents: 10 pcs in colour black</li> </ul>	
<b>Torx T6 screwdriver</b>		<b>Black</b>
917.040	<ul style="list-style-type: none"> <li>· 1 x Torx T6 screwdriver to fit the screws on the custom modules</li> </ul>	





## Media technology

Bachmann media technology systems provide a flexible and elegant solution for custom media management in conference and training rooms. From simply switching between image and sound signals to a complete central control of all media, this solution can be tailored to the needs of every user.

With its modern components, including control elements from the global market leader AMX® plus all connecting systems, Bachmann media technology systems offer all that is required for any application. Thanks to its modular construction and intelligent cabling, the system can be quickly installed or adapted to specific requirements.

The flexibility of Bachmann complete solutions is complemented by their elegance. Regardless of how complex the Bachmann media technology system configuration is, it can be quickly and easily integrated into the Bachmann facility systems.

# Media Express

Plug-and-play for simplicity and efficiency.

Bachmann's Media Express system for media technology lets you switch between different image and sound signals and is already integrated in the connection panels of the Bachmann facility product ranges. In addition to switching between image and sound signals, Media Express also extends the network connection to each user.

# Media Switch

Flexible and reliable thanks to high-quality components.

The Media Switch (Amx® inside) allows simple routing of image and sound signals from multiple users to various output devices such as projectors or monitors. All these elements can be combined with existing Bachmann facility products.

# Media Control

Simple control of complex processes in media and facility applications.

The Media Control (Amx® inside) system uses control units to govern the various media from a central point. This makes it possible to activate various processes in a meeting or conference environment at the touch of a button on the Bachmann connection panel. The system is very user-friendly and easy for visitors to grasp quickly.

# Media Express –

Plug-and-play for simplicity and efficiency.



## Problem-free integration

Media Express is the solution for simple switching between image and sound signals. This system is already integrated in the connection panels of the Bachmann facility product ranges. In addition to switching between signals, it gives a network connection to each user.

With Media Express the individual connection panels are linked in a series known as a 'daisy chain'. This chain requires only one cable set with 3 connections. Connections are inserted into the connection panels on a plug-and-play basis. No programming of the units is necessary and the sequence of the connection units can be freely selected. The system is self-initialising and can be used immediately.

## Flexible switching

The signal-switching function enables image and sound signals to be sent from the connection panel to a D/V projector or monitor screen. Authorisation to transmit the user's image and sound signal is activated by means of a dedicated button. An LED on the button indicates activation.

For image transmission the common 15-pole VGA sub-D system is provided on the front of the connection panel. This allows laptops to be connected easily using VGA connector cables. Of particularly practical benefit, no additional signal booster is necessary as this is integrated into the feeder box. This assures problem-free image transmission (so long as the maximum number of users and cable length are observed). The system can be built with a single infeed.

Up to 6 connection panels can be linked via connector cables. No central switching box is required. Projectors or monitors can be connected directly to the feeder box.

## Simplicity of linking

Connection to the network requires only one access point (via the feeder cable). Two RJ45 LAN ports with signal boosting on each connection panel allow laptops to be connected. Thus the network is linked from one user to the next via the connector cable. The built-in network switch is designed for 10/100 Mbit and is sufficient, depending on the specific installation, for up to 6 participants.

## Feeder box

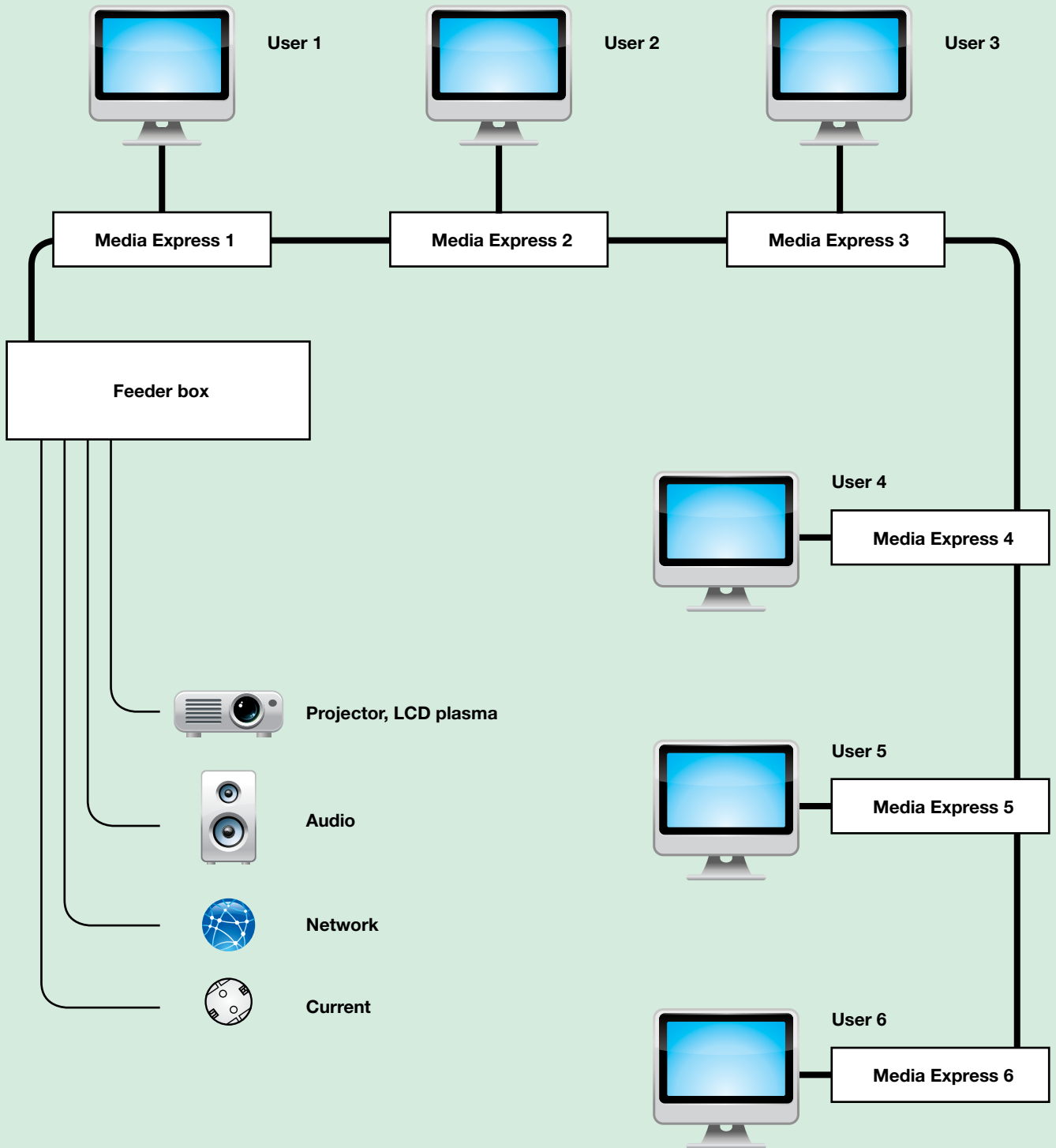
The system structure requires the use of a feeder box. This box provides the link between the connection panels and the output devices (projector, audio, network etc.).

### The advantages at a glance

- Simple plug-and-play principle
- Electronics already integrated in the connection panel
- Available for most Bachmann facility systems
- Pre-cabled
- Extension of image, sound and network signals
- Simple, decentralised signal switching
- Compact and space-saving unit

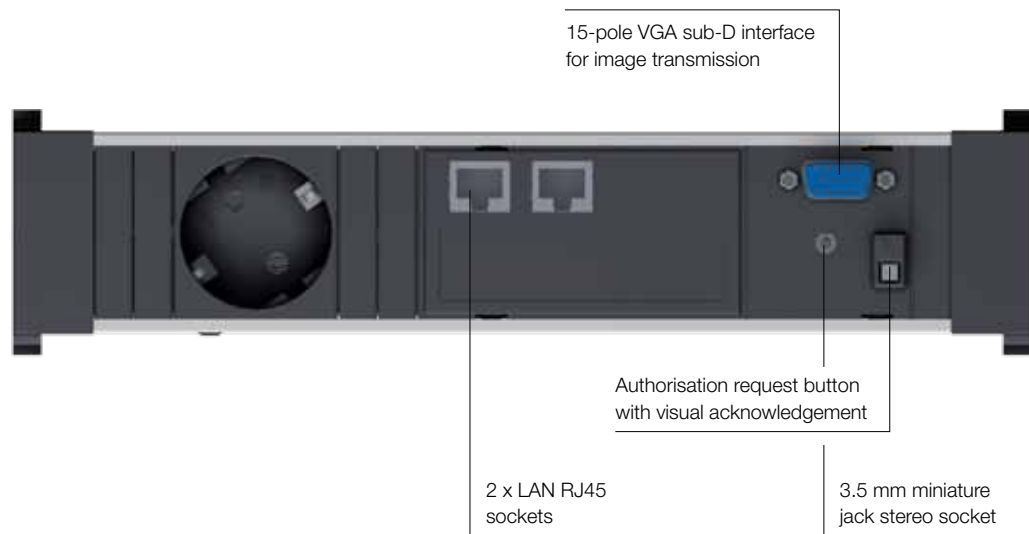
Configuration information and lists of applications are available at **[www.bachmann.com](http://www.bachmann.com)**.

Should you have any questions concerning your project, contact us at **[media@bachmann.com](mailto:media@bachmann.com)** for assistance.



## Overview of Media Express connections

---



## Media Express technical data:

---

### Video/audio:

- Hardware detect/automatic detection
- Input signal:
  - 0.7 V<sub>ss</sub>/75 ohm RGB, 5 V H&V-Sync, 1.8 V<sub>ss</sub> audio, 24 bit/96 kHz
  - 15-pin VGA sub-D plug
- Output signal:
  - 0.7 V<sub>ss</sub>/75 ohm RGB, 5 V H&V-Sync, 3.5 V<sub>ss</sub> audio, 24 bit/96 kHz
  - 26-pin sub-D socket
- Video bandwidth: (+/- 3 dB) 300 MHz
- Resolution max: 1600 x 1024
- Transmission distance: 20 x MediaNet Express modules/cable length: max. 50 m in total
- Audio: stereo L/R

### Connections:

- 1 x 15-pole VGA sub-D
- 1 x 3.5 mm miniature jack stereo socket
- 2 x LAN RJ45 sockets
- Sockets as per connection unit selected

### Network:

- 2 x RJ45 ports, 10/100 Mbit
- CAT5 with LED (speed and active LED)

### Power supply unit:

- 2.5A; 18V
- Max. current consumption per connection unit: -500mA

## Media Express

---

The Media Express unit can also be integrated into other facility systems such as Power Frame, Desk and Step. Please ask us for the configuration you require.

- Anodised aluminium profile, black socket outlets, rotated 35°
- Media Express
- Power input: GST18i3
- Power outlet: GST18i3

Art. no. | Version

**1x earthing contact, GST18i3, short (TOP FRAME, CONFERENCE)** Length: approx. 260 mm

1 x Media Express

- 903.2000 | · 1 socket outlet with earthing contact  
 · 1 Media Express



**3 x earthing contact, GST18i3, long (TOP FRAME, CONFERENCE)** Length: approx. 444 mm **CUSTOM**

1 x Media Express, 2 x custom modules

- 903.2001 | · 3 socket outlets with earthing contact  
 · 1 Media Express  
 · 2 custom modules, empty



**2 x earthing contact, GST18i3 (CONI)** Length: approx. 356 mm **CUSTOM**

1 x Media Express, 1 x custom module

- 903.3000 | · 2 socket outlets with earthing contact  
 · 1 Media Express  
 · 1 custom module, empty



**3 x earthing contact, GST18i3 (CONI)** Length: approx. 356 mm

1 x Media Express

- 903.3001 | · 3 socket outlets with earthing contact  
 · 1 Media Express





## Media Express feeder box

Art. no. | Version

**Media Express feeder box**

## Signal feeder unit for Media Express system

- |         |  |
|---------|--|
| 903.400 | <ul style="list-style-type: none"> <li>· Distribution of signals:               <ul style="list-style-type: none"> <li>– Image (D/V projector), 15-pole VGA sub-D to 26-pole sub-D</li> <li>– Sound (loudspeakers), Cinch stereo to 26-pole sub-D</li> <li>– Data (network), RJ45 to RJ45</li> <li>– Signal authorisation on 26-pole sub-D</li> <li>– RS-232 interface for optional programming</li> </ul> </li> </ul> |
|---------|--|



## Media Express feeder cable

- Feeder cable length 2.0 m
- The cable set is held together in a textile-fibre sleeve

Art. no. | Version

**Media Express feeder cable**

## Feeder cable to feeder box

- |         |   |
|---------|---|
| 903.500 | <ul style="list-style-type: none"> <li>· 1 x 15-pole VGA plug/26-pole sub-D socket</li> <li>· 1 x CAT6 patch cable plug/plug, shielded</li> <li>· 1 x power cable, right-angle earth contact plug and GST18i3 socket</li> </ul> |
|---------|---|



## Media Express connector cable

- Connecting cable, length 2.0 m
- The cable set is held together in a textile-fibre sleeve

Art. no. | Version

**Media Express connector cable**

## To link one connection unit to another

- |         |   |
|---------|---|
| 903.600 | <ul style="list-style-type: none"> <li>· 1 x 26-pole sub-D (90° plug/45° socket)</li> <li>· 1 x CAT6 patch cable plug/plug, shielded</li> <li>· 1 x power cable, Wieland GST18i3 plug and GST18i3 socket</li> </ul> |
|---------|---|



Typical order for 4 presentation stations



Quantity	Art. no.	Description
4 x		For articles of your choice, see page 97 (903.2000, 903.2001, 903.2000, 903.2001)

**Media Express**

Quantity	Art. no.	Description
1 x	903.400	Signal feeder unit for Media Express system
1 x	903.500	Feeder cable to feeder box

**Feeder cable**

Quantity	Art. no.	Description
3 x	903.600	Connecting cable to link one connection unit to another

**Connection**



**Projector**



**Audio**



**Network**




**Current**

Configuration information and lists of applications are available at [www.bachmann.com](http://www.bachmann.com).  
Should you have any questions concerning your project,  
contact us at [media@bachmann.com](mailto:media@bachmann.com) for assistance.

## Media Switch –

flexible and reliable thanks to high-quality components.



### Easy to install

Today's meeting rooms are equipped such that the signal to an output device (projector etc.) can be switched between various sources. Key requirements are also ease of installation, ease of use and flexibility.

An exemplary solution to all these requirements is the Media Switch system.

### Ease of integration

The control elements can be fitted into existing Bachmann facility products on a plug-and-play basis. Like all Bachmann media technology systems, Media Switch is also simple to plan, easy to install and straightforward to use. Multiple users can dock their laptops simultaneously via the multiple connection panels.

The VGA sockets on the connection panels allow e.g. presentations to be sent to the projector. As soon as a user presses the button on his/her connection panel, the switch selects the image signal on that panel/laptop. The connection to the switch /changeover switch is set up via a pre-prepared set of cables. Pressing the button issues a command to the switch /changeover switch to route the incoming image and sound signals to the projector and loudspeakers.

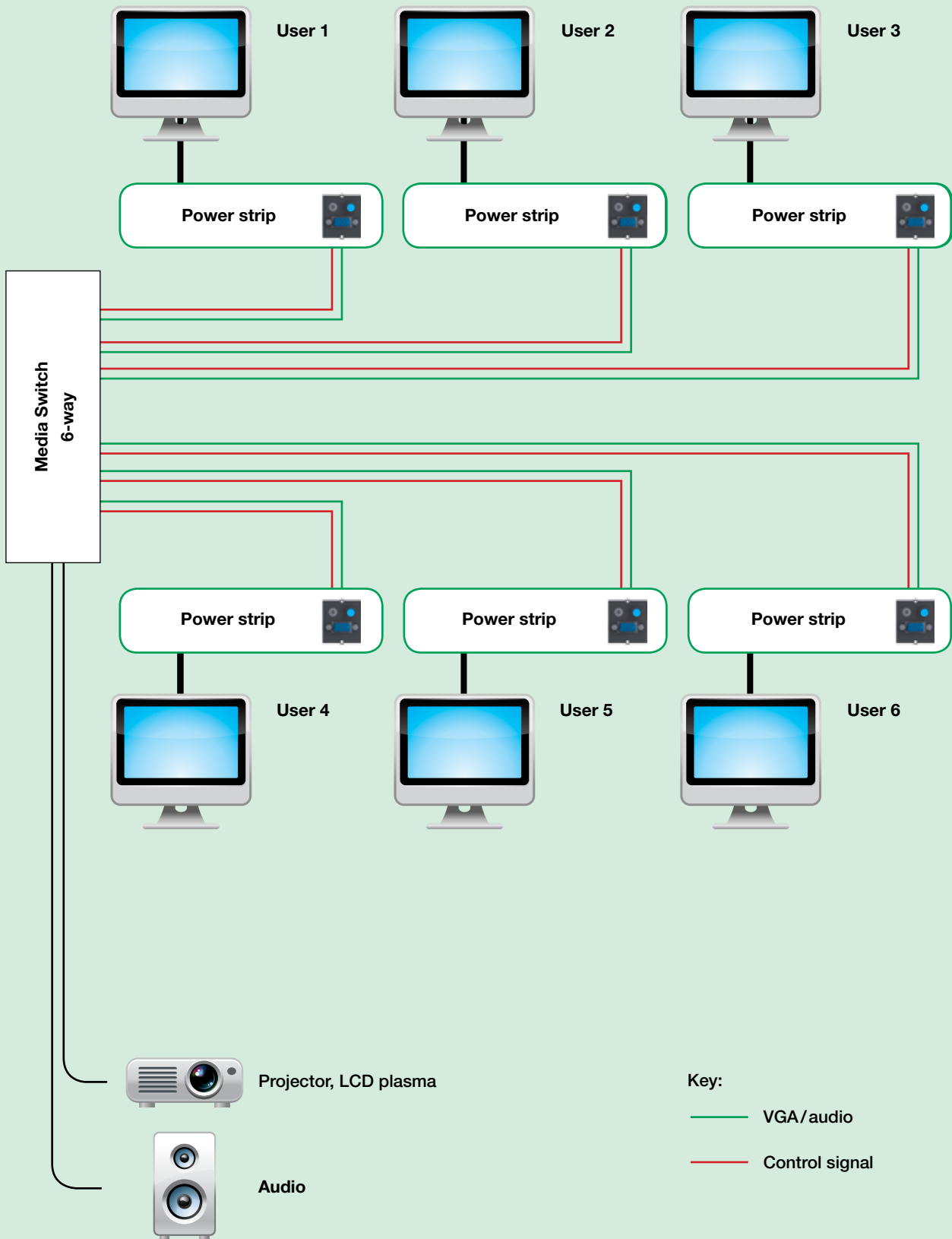
### Signal booster

To ensure problem-free image signals, it is recommended that signal boosters are used with the Media Switch system. This enables image signals from devices with less powerful graphics cards to be transmitted with significantly better quality. The signal booster is fitted between each connection panel and the switch /changeover switch.

Switching is effected by pressing the button on a custom module with VGA and miniature jack on the connection panel. As soon as the button is pressed, the image and sound signals are routed to the switch /changeover switch. The button is illuminated blue until another user activates the button on his/her own connection panel to obtain signal authorisation.

#### The advantages at a glance

- Simple, low-cost signal switching
- Star configuration, ideal for small meeting rooms
- Plug-and-play connections
- Decentralised switching: each user can request authorisation by pressing a button
- Additional switches/changeover switches can be cascaded one after the next to expand the system for larger numbers of users
- Connects to all Bachmann facility systems via built-in VGA, miniature jack and switch button connections (see art. no. 917.143)
- Pre-prepared cabling for connection between connection panel/signal booster and switch/changeover switch



## Switcher/changeover switch

- Power supply: 9–12V DC 15W
- Includes power cable and operating instructions in German and English



For switch / changeover switch **903.100** there are two options for connecting to the custom module **917.134**:

1. Without acknowledgement of signal authorisation, i.e. button is not illuminated when authorisation is granted. For this the set is used with **signal authorisation 903.113** (see page 118).
2. With acknowledgement of signal authorisation, i.e. button is illuminated blue when authorisation is granted. For this the set is used with **signal authorisation 903.112** (see page 118).

Art. no. | Version

**Switch/changeover switch**

L x W x H: 145 x 115 x 40 mm

2 x VGA/audio input, 1 x VGA/audio output

- 903.100
- RGB input / output: analogue HD-15 (VGA)
    - Impedance 75 ohms/Max. signal level 1 V p-p
    - RGB bandwidth: 400 MHz -3 dB
    - RGB return loss: 45 dB@10 MHz, 27 dB@100 MHz
    - Adjacent input crosstalk: 73 dB@10 MHz, 50 dB@100 MHz
  - Audio input / output: analogue 3.5 mm stereo/Max level 2 V p-p



For the switch / changeover switch **903.101** there are the options of connecting the custom module **917.134** by means of the signal converter **903.112** (see page 118) with visual acknowledgement as button illumination.

Art. no. | Version

**Switch/changeover switch**

L x W x H: 225 x 125 x 45 mm

4 x VGA/audio input, 1 x VGA/audio output

- 903.101
- RGB input / output: analogue HD-15 (VGA)
    - Impedance 75 ohms/Max. signal level 1 V p-p
    - RGB bandwidth: 350 MHz -3 dB
    - RGB return loss: 45 dB@10 MHz, 32 dB@100 MHz
  - Audio input / output: analogue 3.5 mm stereo/Max level 2 V p-p

Suitable mountings on page 118



For the switch / changeover switch **903.102** there are the options of connecting the custom module **917.134** by means of the signal converter **903.112** (see page 118) with visual acknowledgement as button illumination.

Art. no. | Version

**Switch / changeover switch**

**L x W x H: 482 x 170 x 45 mm**

6 x VGA/audio input, 1 x VGA/audio output

- 903.102 · RGB input / output: analogue HD-15 (VGA)
  - Impedance 75 ohms/Max. signal level 1 V p-p
  - RGB bandwidth: 400 MHz -3 dB
  - RGB return loss: 45 dB@10 MHz, 2 dB@100 MHz
- Audio input / output: analogue 3.5 mm stereo/Max level 2 V p-p
- Mounting for 19" fitting included



## Signal booster

- Interference can sometimes occur, particularly with image transmission. This may be caused e.g. by lower-power graphics cards on the laptop or by long cable lengths
- To improve these image signals we recommend that each user uses a signal booster
- This provides optimum boosting of the signals and prevents interference when used by different users
- Additional output (VGA 15HD) allows an additional monitor to be connected
- Compact, easily-installed unit



Art. no. | Version

### Signal booster VGA

L x W x H: 150 x 70 x 35 mm

1 x VGA input, 2 x VGA output

- |         |  |
|---------|--|
| 903.104 | <ul style="list-style-type: none"> <li>· RGB input / output: analogue HD-15 (VGA),             <ul style="list-style-type: none"> <li>– 1 x video IN/2 x video OUT</li> <li>– Impedance 75 ohms/Max. signal level 1 V p-p</li> <li>– Output gain 1.0 (unity)</li> <li>– RGB bandwidth: 400 MHz -3 dB</li> <li>– Power supply: 9 V DC 3 W</li> </ul> </li> <li>· Includes power cable and operating instructions in German and English</li> </ul> |
|---------|--|

Typical order for 4 presentation stations



Quantity	Art. no.	Description
4 x		Power strips from Bachmann facility systems with blank space for custom module
4 x	917.134	Custom module VGA, miniature jack and button for Media switch

**Desk connection panel**

Quantity	Art. no.	Description
4 x	903.104	VGA signal booster
4 x	918.009	VGA connecting cable from power strip to signal booster optional:
4 x	918.023	Mounting

**Signal booster**

Quantity	Art. no.	Description
1 x	903.101	Switch, 4-way, VGA + audio
1 x	918.023	Mounting

**Switch**

Quantity	Art. no.	Description
4 x	903.107-110	VGA + sound + authorisation cable set/own choice of length
1 x	903.112	Signal converter, 2–6-way with acknowledgement

**Cabling**



**Projector**

**Audio**

Configuration information and lists of applications are available at [www.bachmann.com](http://www.bachmann.com).  
Should you have any questions concerning your project, contact us at [media@bachmann.com](mailto:media@bachmann.com) for assistance.

## Media Control –

simple control of complex processes in media and facility applications.



### Central control

To control a variety of media from a central point, control units are used. This makes it possible to activate various processes in a meeting or conference environment at the touch of a button on the Bachmann connection panel. The system is very user-friendly and easy even for visitors or new users to grasp quickly. The various procedures can be individually performed between the operator panel (in the connection panel) and the control unit.

### Simple to programme

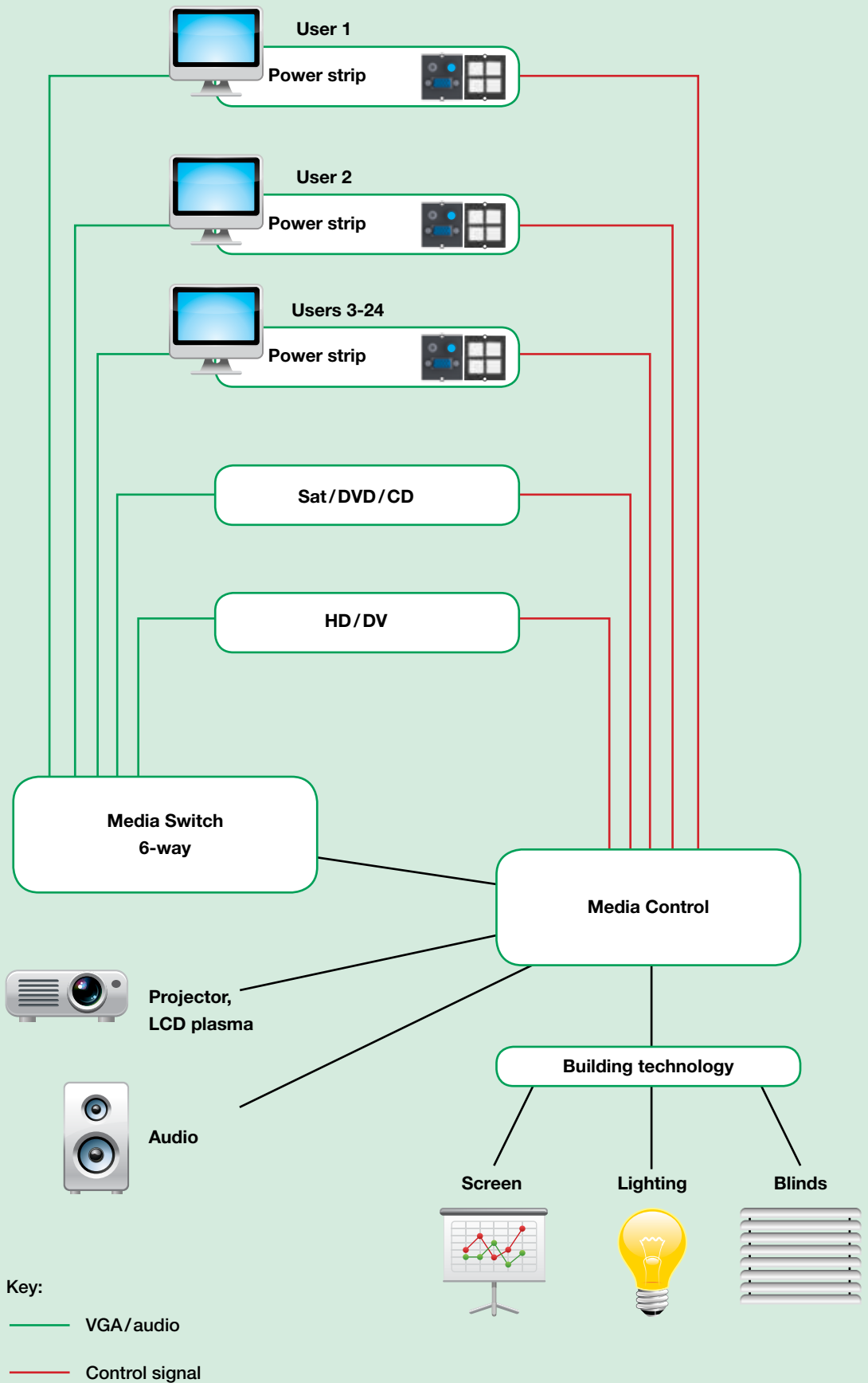
Programming is very simple and can soon be set up with the software provided and the instruction manual (German/English). Subsequent alterations or additions can also be entered without problems.

The control functions can be used to control various media: e.g. projector, DVD, SAT, TV, projector screen, lighting, blinds etc.

The 2 built-in 230 V~ 10 A relays can be used for example to connect a screen directly to the control unit. This means that a power cable is sufficient for control.

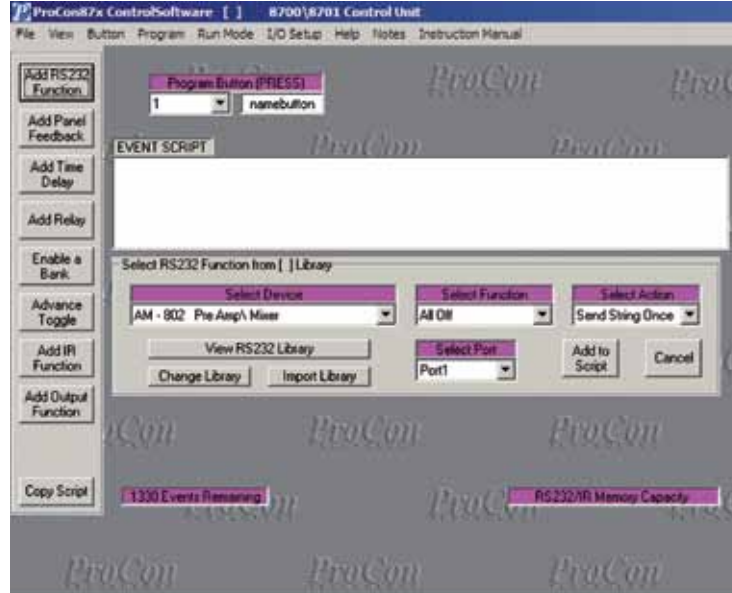
### The advantages at a glance

- Central control of multiple media
- Very easy to use
- Simple to install and easy-to-learn programming
- Plug-and-play operation adapted to Bachmann connection panels
- Up to 6 button modules can be connected in series or 2 strings with additional modules can be programmed for up to 24 button commands
- Multiple buttons can be programmed on the control unit with the same command (thus also allowing decentralised control)
- Simple connection of button modules via standard RJ45 patch cables (plug/plug)
- 2 built-in relays, 230 V~ 10 A with 1 earthing contact coupling each for direct connection
- Ready-to-connect unit with accessories (programming cable, IR transmitter)
- Can be retrofitted to existing systems
- Pre-programmed demo version on CD
- Basic programming can be reinstalled if necessary (from CD or download)
- If desired, programming (sequences, devices etc.) can be created and made available by Bachmann as an option




Media control

The software supplied makes even complex procedures simple to programme.




Start programmed procedures by pressing button



Pictograms for other button functions are provided

Cascadable up to 6 button arrays with 24 procedures

Keypad on page 118



Suitable mountings on page 118

Media Control

- Memory = 8 Kb
- 2 x 230V~ relays 10A built-in
- 2 x RS-232 interface
  - Baud rate 1200–57 600
  - Data bits 7/8
  - Stop bits 1/2
  - Command string 1–22 bytes
- 2 x infrared interface PPM or PWM
  - PWM frequency 30–62 KHz
- Power connection: 100–240V~
- PSU, programming cable, 2 x infrared transmitters, programming software and operating instructions in German and English included



Art. no. | Version

**Control unit** L x W x H: 225 x 125 x 45 mm

Control system with programming function

- 903.105\* | · Control system with programming function  
 | · I/O port: external switch detect input



**Control unit TCP / IP** L x W x H: 225 x 125 x 45 mm

Control system with programming function and TCP/IP interface

- 903.106\* | · Control system with programming function and TCP/IP interface  
 | · Devices from different manufacturers can communicate via the network  
 | · I/O port: Input: external switch detect

**Programming according to requirements**

Available for control units 903.105 and 903.106

- 903.114 | · Programming is done by entering:
  - connected devices (manufacturer, type)
  - required procedures (max. 24 commands)
 · The file is sent via e-mail

\*No storage type / Suitable mountings on page 118



### Switch function

Combined source switch for 4 to 2 VGA, 6 to 2 S-video or CVBS and 10 to 2 stereo audio signals. In all cases the output signal is present on the two outputs at the same time.

Ideal for applications with multiple different signal sources - RGBHV, S-video, CVBS and audio. The six video inputs can be connected to either an S-video or a CVBS signal. A combination of both signal types is possible.

The 10 audio inputs are designed for unbalanced stereo audio signals. One output offers an unbalanced and the other a balanced stereo signal for further processing. The audio input signal levels and the volume of the audio outputs are adjustable. Sound and video can both be silenced (mute/blank).

### Control function

The functions are controlled manually via the front operator panel or remotely via RS-232 from a button module on a connection panel. When operating the unit via RS-232 it is possible to switch audio and video inputs separately. A programmable RS-232 output port is also provided; this can be used to control displays or projectors.



Art. no. | Version

#### Switch/changeover switch presentation

L x W x H: 150 x 70 x 35 mm

4 x input/2 x output VGA, 10 x input/2 x output audio, 6 x input/2 x output S-video

- |         |   |
|---------|---|
| 903.103 | <ul style="list-style-type: none"> <li>· Inputs/signals: 4 x RGBHV, 6 x S-video/CVBS, 10 x stereo audio</li> <li>· Outputs: 2 of each (dual)</li> <li>· Bandwidth: 350 MHz</li> <li>· Stereo audio: unbalanced to balanced</li> <li>· Front operator panel and operation via RS-232</li> <li>· RS-232 control output for connected playback equipment</li> <li>· Power supply: 100 – 240V AC 15W</li> <li>· Includes power cable and operating instructions in German and English</li> <li>· Mounting for 19" fitting included</li> </ul> |
|---------|---|

Suitable mountings on page 118

Typical order for 4 presentation stations



Quantity	Art. no.	Description
4 x		Power strips from Bachmann facility systems with blank space for custom module
4 x	917.134	Custom module VGA, miniature jack and button for Media switch
1-6 x	917.127	Custom module button

**Desk connection panel**

Quantity	Art. no.	Description
4 x	903.104	VGA signal booster
4 x	918.009	VGA connecting cable from power strip to signal booster
optional:		
4 x	918.023	Mounting

**Signal booster**

Quantity	Art. no.	Description
1 x	903.101	Switch, 4-way, VGA + audio
1 x	918.023	Mounting


**Switch**

Quantity	Art. no.	Description
1 x	903.105	Control unit
1 x	903.111	Converter control unit

**Control unit**

Quantity	Art. no.	Description
1-6 x	918.006 - 008	Patch cable to connect custom module button 917.127

**Cable output**



**Projector**

**Audio**

**Screen**

**Lighting**

**Blinds**

Configuration information and lists of applications are available at [www.bachmann.com](http://www.bachmann.com). Should you have any questions concerning your project, contact us at [media@bachmann.com](mailto:media@bachmann.com) for assistance.

## Facility control modules



Pushbutton modules in the Bachmann custom-module format offer convenient control of light and blinds in open-plan and individual offices and in meeting and conference rooms.

The control module is installed within the user's easy reach on the desk connection panel at office workstations or in meeting rooms. Then the lighting and blinds settings can be controlled with ease from the user's seat. The increased convenience lets the user respond to changing environmental situations - and thus save energy.

### KNX pushbutton module 4-way



The 4-way KNX pushbutton module is designed as a custom module and can be integrated into Bachmann desk connection panels either by the manufacturer or retrospectively. Installation in rack and electrical installations is also possible with the custom module system.

Functions such as switching, dimming, storage of lighting scenes, blind control etc. can be programmed by specialist personnel using the standard ETS software. For this, specialist knowledge and in-depth KNX training is required.

Each button can be custom configured and labelled accordingly (common pictograms are supplied). A blue lamp indicates the activity status.

This pushbutton module can be simply installed by KNX-trained personnel. The appropriate bus coupling is built into the module and can be simply connected to the bus cable by means of clips.

### KNX/EIB 4-button custom module



Front:

- 4 x buttons, square, can be labelled, blue backlit, programmable on EIB/KNX installations
- With integral bus coupler and bus terminal (can be labelled with physical address)
- Power supply: system voltage 30V DC via bus terminal
- Use: e.g. as buttons for controlling lighting, blinds etc.



Art. no.	Version
917.056	

#### Micro clamp terminals

917.056	
---------	--

917.056	
---------	--

- |         |  |
|---------|--|
| 917.056 |  |
|---------|--|
- Bus push-in terminals
  - Requires approx. 35 mm installation depth



## EnOcean pushbutton module 4-way

The EnOcean pushbutton module offers wireless control of e.g. lighting, blinds, projector screen etc. Installation is simple: the pushbutton module can be used in Bachmann desk connection panels with custom modules or in wall or trunking installations. The required control signals are transmitted wirelessly to the receiving device. Each button can be separately programmed. With 868 MHz EnOcean technology, interference is practically eliminated.

No cable installation is required for this module. Power is obtained from a built-in battery that will last for up to 1 million switching cycles.

If required the EnOcean pushbutton module can also be linked into the KNX building control system bus.

### EnOcean 4-button custom module



Art. no. | Version

#### Micro clamp terminals

917.093

Rear:

- Includes battery
- Requires approx. 35 mm installation depth



Front:

- 4 x buttons, square, can be labelled, backlit blue
- Programmable on EnOcean applications
- Power supply: Battery-buffered radio module
- Includes inserter with common pictograms
- Use: e.g. as buttons for controlling lighting, blinds etc.



## Custom modules


Art. no. | Version

**Custom module VGA, miniature jack and button for media switch**

917.134	<ul style="list-style-type: none"> <li>· Custom module to fit in Bachmann connection panels</li> <li>· 1 x 15-pole VGA socket/socket</li> <li>· 1 x 3.5 mm miniature jack socket with approx. 0.1 m cable and 3.5 mm miniature jack socket</li> <li>· 1 x button, blue illuminated, with approx. 0.1 m cable and RJ12 for controlling switch</li> <li>· Requires approx. 70 mm installation depth</li> </ul>
---------	--

**Custom module with 4 x buttons for media control unit**

Can be used in all facility systems



917.127	<ul style="list-style-type: none"> <li>· Custom module, can also be retrofitted</li> <li>· 4 buttons, white, blue illuminated, with various pictograms for labelling</li> <li>· On rear: 2 x RJ45 sockets for connecting to media control unit and linking to further modules of the same type</li> <li>· Includes inserter with common pictograms</li> <li>· Requires approx. 80 mm installation depth</li> </ul>
---------	--

**Patch cable plug/plug**

To connect custom module 917.127 to signal converter



918.006	1.0 m	· End 1: RJ45 plug Hirose TM12
918.007	3.0 m	· End 2: RJ45 plug Hirose TM12
918.008	5.0 m	· Shielded

## Signal converter Media

Art. no. | Version

**2-way signal converter**

To implement the authorisation signals of each participant. Without visual acknowledgement on button



903.113	<ul style="list-style-type: none"> <li>· Input: 2 x RJ12 socket</li> <li>· Output: 1 x 2-pole terminal for connection to switch</li> <li>· Can only be used with 903.100 switch</li> </ul>
---------	--

For the switch / changeover switch 2 x, 4 x and 6 x VGA/audio, the custom module 917.134 is connected by means of the 2-6-way RS 232 signal converter (903.112) with visual acknowledgement as button illumination.

**2-6-way signal converter**

L x W x H: 225 x 125 x 45 mm

To implement the authorisation signals of each participant. With visual acknowledgement on button



903.112	<ul style="list-style-type: none"> <li>· Input: 6 x RJ12 socket</li> <li>· Output: 1 x 9-pole RS-232 sub-D</li> <li>· With 1.0 m cable with push-in terminals to connect 2-pole terminal to switch</li> <li>· Includes PSU</li> </ul>
---------	---

**Converter box**

For connecting an additional series of button modules



903.111	<ul style="list-style-type: none"> <li>· Media converter for connection to control unit</li> <li>· End 1: RS-232</li> <li>· End 2: RJ45</li> <li>· Includes PSU</li> </ul>
---------	--

**Mounting for converter/control unit**

For fitting under the tabletop



918.023	· Mounting to install unit under a tabletop (see page 102)
---------	--

Combi cables and extensions

Art. no.	Length	Version
<b>15-pole VGA HD extension cable</b>		
<b>1 x VGA</b>		
918.009	1.0 m	<ul style="list-style-type: none"> <li>· High-quality VGA cable to connect:                             <ul style="list-style-type: none"> <li>– connection panel to laptop</li> <li>– connection panel to signal booster</li> <li>– signal booster to monitor/TV (optional)</li> </ul> </li> <li>· End 1: 1 x 15-pole VGA HD plug</li> <li>· End 2: 1 x 15-pole VGA HD plug</li> </ul>
940.047	3.0 m	
940.048	5.0 m	
<b>1 x VGA, 1 x miniature jack</b>		
918.066	1.0 m	<ul style="list-style-type: none"> <li>· High-quality VGA cable to connect:                             <ul style="list-style-type: none"> <li>– connection panel to laptop</li> <li>– connection panel to signal booster</li> <li>– signal booster to monitor/TV (optional)</li> </ul> </li> <li>· End 1: 1 x 15-pole VGA HD plug, 1 x miniature jack plug, 3.5 mm</li> <li>· End 2: 1 x 15-pole VGA HD plug, 1 x miniature jack plug, 3.5 mm</li> <li>· Plug with metal housing and shielding</li> </ul>
918.067	3.0 m	
918.068	5.0 m	
918.069	10.0 m	
<b>Media combi cable</b>		
<b>1 x VGA, 1 x miniature jack, 1 x control signal</b>		
903.107	1.0 m	<ul style="list-style-type: none"> <li>· Professional high-quality VGA cable together with audio cable and control cable for switching switches via the pushbutton in custom module 917.134</li> <li>· End 1: 1 x 15-pole VGA HD plug, 1 x 3.5 mm miniature jack plug; 1 x RJ12 for button</li> <li>· End 2: 1 x 15-pole VGA HD plug, 1 x 3.5 mm miniature jack plug; 1 x RJ12 for button</li> <li>· Plug with metal housing and shielding</li> </ul>
903.108	3.0 m	
903.109	5.0 m	
903.110	10.0 m	



Accessories

Art. no.	Version
<b>STEP BASE 3 x earthing contact, GST18i3</b>	
<b>Power outlet for switch and control unit</b>	
<b>Length: approx. 220 mm</b>	
336.600	<ul style="list-style-type: none"> <li>· Plastic profile, black socket outlets</li> <li>· 3 socket outlets with earthing contact, set at 35°</li> <li>· Power input: GST18i3 plug, power output: GST18i3 socket</li> </ul>





LanLight® combines power, network connectivity, connections to media and even lighting in a modular, multifunctional system with a consistently modular construction that lets you adapt and use it flexibly in office environments. The system creates order in providing the various connections required at the workplace, and so increases safety. With its clear design language and high quality materials it fits harmoniously and unobtrusively into its surroundings.

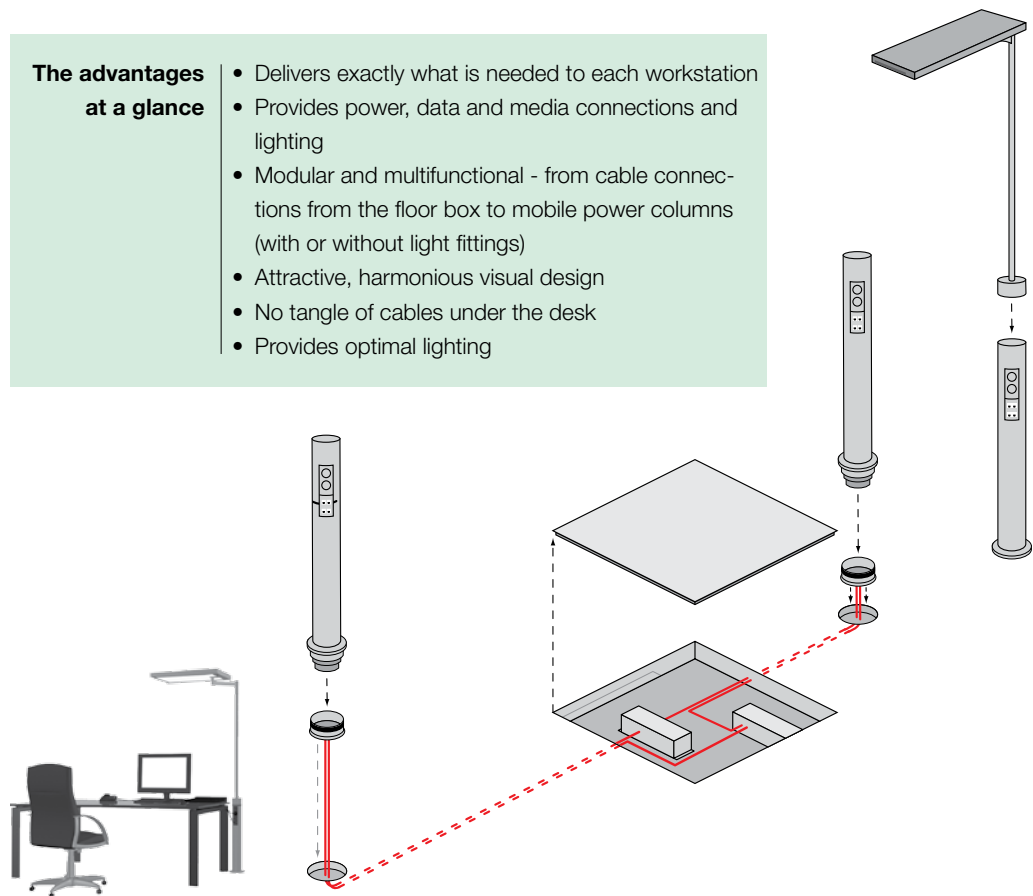
The LanLight® basic module can accommodate a variety of module inserts. These include floor box inserts for all media - from earthing contact power outlets to HDMI sockets - that are also available fully pre-installed with tested connecting cables.

A special feature is the new type of self contacting used in the basic LanLight® module with mobile power column, in which all connections are created by a single plugging action.

LanLight® fits into a hole of only 152 mm diameter. This ease of installation, together with its compact size and the functionality provided by the modular design mean that installations and energy consumers can be fitted only in those positions where they are really needed. Thus LanLight® can be installed to meet the exact requirements and is equally easy to remove. Benefit: during restructuring, individual system components are reused time and again and the usual provision of installations is no longer necessary.

#### The advantages at a glance

- Delivers exactly what is needed to each workstation
- Provides power, data and media connections and lighting
- Modular and multifunctional - from cable connections from the floor box to mobile power columns (with or without light fittings)
- Attractive, harmonious visual design
- No tangle of cables under the desk
- Provides optimal lighting



Combined with consolidation points, LanLight® can reach virtually every part of the room to provide power, data, media and light. The optimum cable length is up to 9 metres.



reddot design award  
winner 2011

# LanLight<sup>®</sup>

Modular installation offering flexible supply to  
office workstations

**LanLight<sup>®</sup>**

SMART SUPPLY SYSTEM

## LanLight® offers ...

- a cable outlet
- a floor box with various inserts for a wide range of applications
- plug-in mobile power columns with two power circuits and up to eight data connections with self-contacting interface (mobile column)
- plug-in power columns with two power circuits and up to eight data connections with prepared patch cables
- a plug-in lighting module, one-sided, with lighting head that swivels on two axes
- a plug-in lighting module, double-sided, with swivelling lighting head




**Basic unit 924.1016**  
Modular socket

## Floor outlet

No insert required

## Floor box versions



**Connection plate 924.4000**  
4 x power Wieland GST15i3  
8 x keystone mount



**Earth contact connection plate 924.4002**  
2 x earth contact  
4 x keystone mount



**Media connection plate 924.4003**  
3 x power Wieland GST15i3  
3 x custom media module mount

## Basis for patch versions



**Patch column mount 924.1041**  
Cone for patch column

## Basis for self-contact system



**Connection plate 924.4005**  
Self-contact system  
2 x power for max.  
2 x data cable set 924.700



**Data cable set 924.700**  
4 x Terra CAT7 jack, length 6 m

Stage 1

Stage 2



**Lift-off cover set 924.1038**  
for 5 mm or 8 mm floor coverings



**Lift-off cover set**

**Lift-off cover set 924.1018**  
Stainless steel



**Twist-off cover 924.1046**  
for floor coverings,  
with water protection

**Patch column 640 mm**  
924.5002: 2 x earth contact, 4 x CAT6a jack including 6 m supply cable  
924.5003: 4 x earth contact, 8 x CAT6a jack including 6 m supply cable



**Mini patch column 924.6000**  
150 mm, 2 x earth contact



**Twist-off cover 924.1046**  
for floor coverings, with  
water protection



**Lift-off cover set**  
Self-contact system

**Lift-off cover set 924.1039**  
Stainless steel

**Mobile column 640 mm**  
924.5000: 2 x earth contact, 4 x CAT6a 10 Gbit  
924.5001: 4 x earth contact, 8 x CAT6a 10 Gbit



Stage 3



Lamps are available from our partner  
LUDWIG Leuchten on request

Lamps

## Stage 1: LanLight® basic unit



Art. no. | Version

### Basic unit for all LanLight® components

#### Modular socket

- |          |  |
|----------|--|
| 924.1016 | <ul style="list-style-type: none"> <li>· Fits into raised and false floors</li> <li>· Fixes in round cut-out with diameter 152 (+1) mm</li> <li>· For floor thicknesses from 25 to 70 mm (min. floor thickness 35 mm for column versions)</li> <li>· Fixed by three clamping claws</li> <li>· Overall height: 97 mm, installation depth: 93 mm, external diameter: 162 mm</li> <li>· Die-cast aluminium</li> </ul> |
|----------|--|

## Stage 2: LanLight® inserts

Art. no. | Version

### 8P/4S connection plate with breakout cable and GST18i3 plug


#### Connection plate for fitting in LanLight® lift-off cover set



- |          |   |
|----------|---|
| 924.4001 | <ul style="list-style-type: none"> <li>· To connect up to 4 Wieland GST15i3 sockets (power) and 8 data jacks (keystone)</li> <li>· Rear strain relief for power connections</li> <li>· Disengagement aid for Wieland GST15i3 plugs</li> <li>· 4 x Wieland GST15i3 sockets, fitted, incl. 0.2 m H05VV-F 3G 2.5 mm² power cable to GST18i3 plug</li> <li>· To connect up to 8 data jacks (keystone)</li> <li>· Rear strain relief for power connections</li> <li>· Coded connecting points (data 1-8, power A-D)</li> <li>· Diameter: 114.8 mm</li> </ul> |
|----------|---|

### 8P/4S connection plate for mains connection by client

#### Connection plate for fitting in LanLight® lift-off cover set



- |          |   |
|----------|---|
| 924.4000 | <ul style="list-style-type: none"> <li>· To connect up to 4 Wieland GST15i3 sockets (power) and 8 data jacks (keystone)</li> <li>· Rear strain relief for power connections</li> <li>· Disengagement aid for Wieland GST15i3 plugs</li> <li>· Coded connecting points (data 1-8, power A-D)</li> <li>· 4 x Wieland GST15i3 sockets</li> <li>· To connect up to 8 data jacks (keystone)</li> <li>· Diameter: 114.8 mm</li> </ul> |
|----------|---|

### Earthing contact unit 4P/2S with breakout cable and GST18i3 plug

#### Connection plate for fitting in LanLight® lift-off cover set



- |          |   |
|----------|---|
| 924.4009 | <ul style="list-style-type: none"> <li>· To connect up to 4 data jacks (keystone)</li> <li>· Rear strain relief for power connections integrated in housing</li> <li>· Coded connecting points (data 1-4, power A-B)</li> <li>· Incl. 2 x 0.2 m H05VV-F 3G 2.5 mm² power cable to GST18i3 plug</li> <li>· Diameter: 114.8 mm</li> </ul> |
|----------|---|

### Earth contact unit for 4P/2S connection plate for mains supply by client

#### Connection plate for fitting in LanLight® lift-off cover set



- |          |   |
|----------|---|
| 924.4002 | <ul style="list-style-type: none"> <li>· To connect up to two phases to the earthing contact socket outlets</li> <li>· To connect up to 4 data jacks (keystone)</li> <li>· Rear strain relief for power connections integrated in housing</li> <li>· Coded connecting points (data 1-4, power A-B)</li> <li>· Diameter: 114.8 mm</li> </ul> |
|----------|---|

Art. no. | Version

**Connection plate for 3 x custom modules and 3 x power with breakout cable and GST18i3 plug**  
 Connection plate for fitting in the LanLight® cover guide

**CUSTOM**

- 924.4004
- Accepts up to 3 Bachmann custom modules
  - 3 x Wieland GST15i3 sockets, fitted, incl. 0.2 m H05VV-F 3G 2.5 mm<sup>2</sup> power cable to GST18i3 plug
  - Rear strain relief for power connections
  - Disengagement aid for Wieland GST15i3 plugs
  - Coded connecting points (data 1-3, power A-C)
  - Diameter: 114.8 mm



**Media connection plate 3 x custom module and 3 x power for mains connection by client**  
 Connection plate for fitting in LanLight® lift-off cover set

**CUSTOM**

- 924.4003
- To connect up to 3 Wieland GST15i3 sockets (power) and 3 Bachmann custom modules
  - Rear strain relief for power connections
  - 3 x Wieland GST15i3 sockets
  - Disengagement aid for Wieland GST15i3 plugs
  - Coded connecting points (data 1-3, power A-C)
  - Diameter: 114.8 mm



**Self-contact 10 Gbit 4P/2S with breakout cable and GST18i3 plug**  
 Connection plate to fit in the modular installation box

- 924.4006\*
- Base unit to accept the self-contacting power column 924.5000 or 924.5001
  - Prepared to accept 1-2 data cable sets 924.700
  - Coded connecting points (data 1-8, power A-B)
  - For 924.1041
  - 2 x Wieland GST15i3 sockets, fitted, incl. 0.2 m H05VV-F 3G 2.5 mm<sup>2</sup> power cable to GST18i3 plug
  - Diameter: 114.8 mm



**10 Gbit self-contact for mains connection by client**  
 Connection plate to fit in the modular installation box

- 924.4005\*
- Base unit to accept the self-contacting power column 924.5000 or 924.5001
  - Prepared to accept 1-2 data cable sets 924.700
  - Coded connecting points (data 1-8, power A-B)
  - For 924.1041
  - 2 x Wieland GST15i3 sockets
  - Diameter: 114.8 mm



**Data cable set**  
 For self-contact connection plates 924.4005 and 924.4006

- 924.700\*
- 4 x Tyco Electronics CAT7 (Terra) Jacks to Tyco Electronics CAT6a plug
  - Column, 2-sided with 8 ports: Requires 2 x data cable set 924.700
  - Column, 1-sided with 4 ports: Requires 1 x data cable set 924.700
  - Cable length 6 m each
  - Prepared as a cable bundle



**Cone as tower holder**  
 Cone as column holder

- 924.1041
- Used to directly mount the LanLight® columns
  - For 924.5002, 924.5003 and 924.6000



\* No storage type

## Lift-off cap variants

Art. no. | Version



### Lift-off cap set with stainless steel inlay

#### Lift-off cap set to fit in the modular installation box

- 924.1018
- Two positions: open during use / closed when not in use
  - With catch mechanism when open
  - With dust protection as cable bushing
  - With labelling card for connections
  - With stainless steel inlay
  - Inlay diameter: inner 49 mm, outer 142 mm
  - Lift-off cap diameter 146.4 mm, cap guide diameter 128.8 mm



### Lift-off cap set 5 mm / 8 mm

#### Lift-off cap set to fit in the modular installation box

- 924.1038
- Two positions: open during use / closed when not in use
  - With catch mechanism when open
  - With dust protection as cable bushing
  - With labelling card for connections
  - For gluing into dry surfaces with thicknesses 5 mm or 8 mm (e.g. carpet, laminate)
  - Inlay diameter: inner 49 mm, outer 142 mm, lining depth 5 mm or 8 mm
  - Lift-off cap diameter 146.4 mm, cap guide diameter 128.8 mm



### Lift-off cap set, self-contacting, with stainless steel inlay

#### Lift-off cap set to fit in the self-contacting cone

- 924.1039\*
- Two positions: open during use / closed when not in use
  - With catch mechanism when open
  - With labelling card for connections
  - With stainless steel inlay
  - Inlay diameter: inner 49 mm, outer 142 mm, depth 5 mm or 8 mm
  - Lift-off cap diameter 146.4 mm, cap guide diameter 128.8 mm



### Lift-off cap set, self-contacting, 5 mm / 8 mm

#### Lift-off cap set to fit in the self-contacting cone

- 924.1040\*
- Two positions: open during use / closed when not in use
  - With catch mechanism when open
  - With labelling card for connections
  - For gluing into dry surfaces with thicknesses 5 mm or 8 mm (e.g. carpet, laminate)
  - Inlay diameter: inner 49 mm, outer 142 mm, lining depth 5 mm or 8 mm
  - Lift-off cap diameter 146.4 mm, cap guide diameter 128.8 mm



### Twist-off cover for 12 mm inlay

#### Twist-off cover to screw onto cone to hold column

- 924.1046
- Cover to close modular installation box with cone (924.1016, 924.1041)
  - Water protected
  - For inlay (e.g. stone/tiles) with approx. 12 mm thickness
  - Incl. mounting wrench and shucks
  - Inlay diameter: inner 139 mm

\* No storage type



## Stage 3: LanLight® extension units

Art. no. | Version

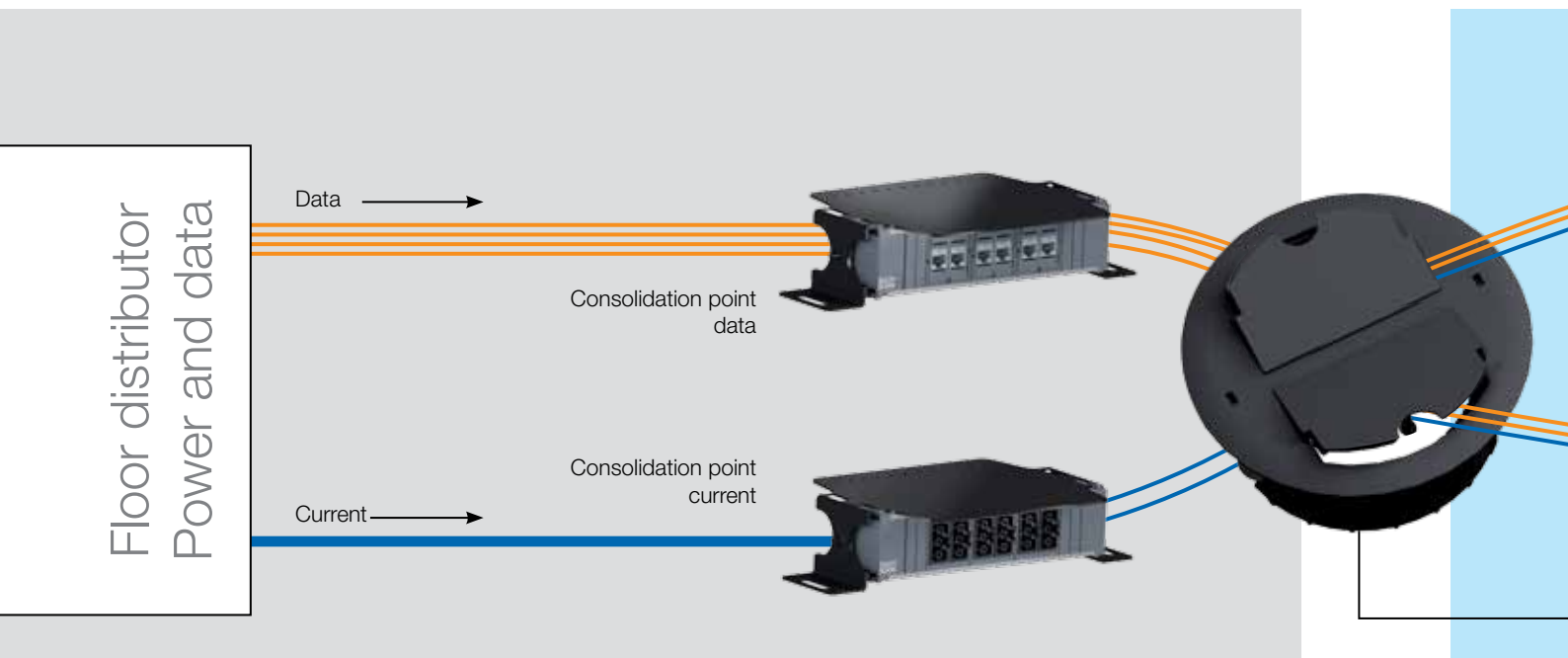
Self-contacting column, 10 Gbit 4P/2S, one-sided	
Column, 10 Gbit, for 1-2 workstations	
924.5000*	<ul style="list-style-type: none"> <li>For simply plugging into and unplugging from LanLight® cone holder (924.1041)</li> <li>2 earthing contact socket outlets (2 phase) and 4 Tyco CAT6a jacks</li> <li>Coded connecting points (data 1-4, power A-B)</li> <li>Fully pre-wired, incl. 4 x Tyco Terra CAT7 plug for self contacting</li> <li>Socket outlets: 2-pole with earthing contact, 16 A/3680 W, AC 250 V, IP20, black</li> <li>Column can be expanded by inserting a LanLight® system lamp</li> <li>Height 640 mm, diameter 95 mm</li> </ul>
Column, self-contacting, 10 Gbit 8P/4S, two-sided	
Column, 10 Gbit, for 3-4 workstations	
924.5001*	<ul style="list-style-type: none"> <li>For simply plugging into and unplugging from LanLight® cone holder (924.1041)</li> <li>4 earthing contact socket outlets (2 phase) and 8 Tyco CAT6a jacks</li> <li>Coded connecting points (data 1-8, power A-D)</li> <li>Fully pre-wired, incl. 8 x Tyco Terra CAT7 plug for self contacting</li> <li>Socket outlets: 2-pole with earthing contact, 16 A/3680 W, AC 250 V, IP20, black</li> <li>Column can be expanded by inserting a LanLight® system lamp</li> <li>Height 640 mm, diameter 95 mm</li> </ul>
4P/2S patch column, one-sided	
Column for 1-2 workstations	
924.5002	<ul style="list-style-type: none"> <li>Simple mounting on the LanLight® conical holder (924.1041)</li> <li>2 earthing contact socket outlets (2 phase) and 4 CAT6a jacks (keystone)</li> <li>Coded connecting points (data 1-4, power A-B)</li> <li>2 x 6 m H05VV-F 3G 2.5 mm<sup>2</sup> power cable to Wieland GST18i3 plug</li> <li>4 x 6 m data cables, CAT6a jack to CAT6a plug</li> <li>Socket outlets: 2-pole with earthing contact, 16 A /3680 W, AC 250 V, IP20, black</li> <li>Column can be expanded by inserting a LanLight® system lamp</li> <li>Column materials: Extruded aluminium, powder-coated RAL 9006</li> <li>Height 640 mm, diameter 95 mm</li> </ul>
Patch column 8P/4S two-sided	
Column for 3-4 workstations	
924.5003	<ul style="list-style-type: none"> <li>Simple mounting on the LanLight® conical holder (924.1041)</li> <li>4 earthing contact socket outlets (2 phase) and 8 CAT6a jacks (keystone)</li> <li>Coded connecting points (data 1-8, power A-D)</li> <li>4 x 6 m H05VV-F 3G 2.5 mm<sup>2</sup> power cable to Wieland GST18i3 plug</li> <li>8 x 6 m data cables, CAT6a jack to CAT6a plug</li> <li>Socket outlets: 2-pole with earthing contact, 16 A/3680 W, AC 250 V, IP20, black</li> <li>Column can be expanded by inserting a LanLight® system lamp</li> <li>Height 640 mm, diameter 95 mm</li> </ul>
Mini patch column 2S	
Mini column	
924.6000	<ul style="list-style-type: none"> <li>Mini patch column for simple mounting on the LanLight® conical holder (924.1041)</li> <li>2 socket outlets with earthing contact (2 phases)</li> <li>Coded connecting points (power A-B)</li> <li>30 mm surge water protection</li> <li>2 x 0.2 m breakout cable H05VV-F 3G 2.5 mm<sup>2</sup> and GST18i3 plug incl. GST T-piece</li> <li>Socket outlets: 2-pole with earthing contact, 16 A/3680 W, AC 250 V, IP20, black</li> <li>Height 150 mm, diameter 95 mm</li> </ul>



\* No storage type

Lamps are available from our partner LUDWIG Leuchten on request

F: front / R: rear



# Consolidation point

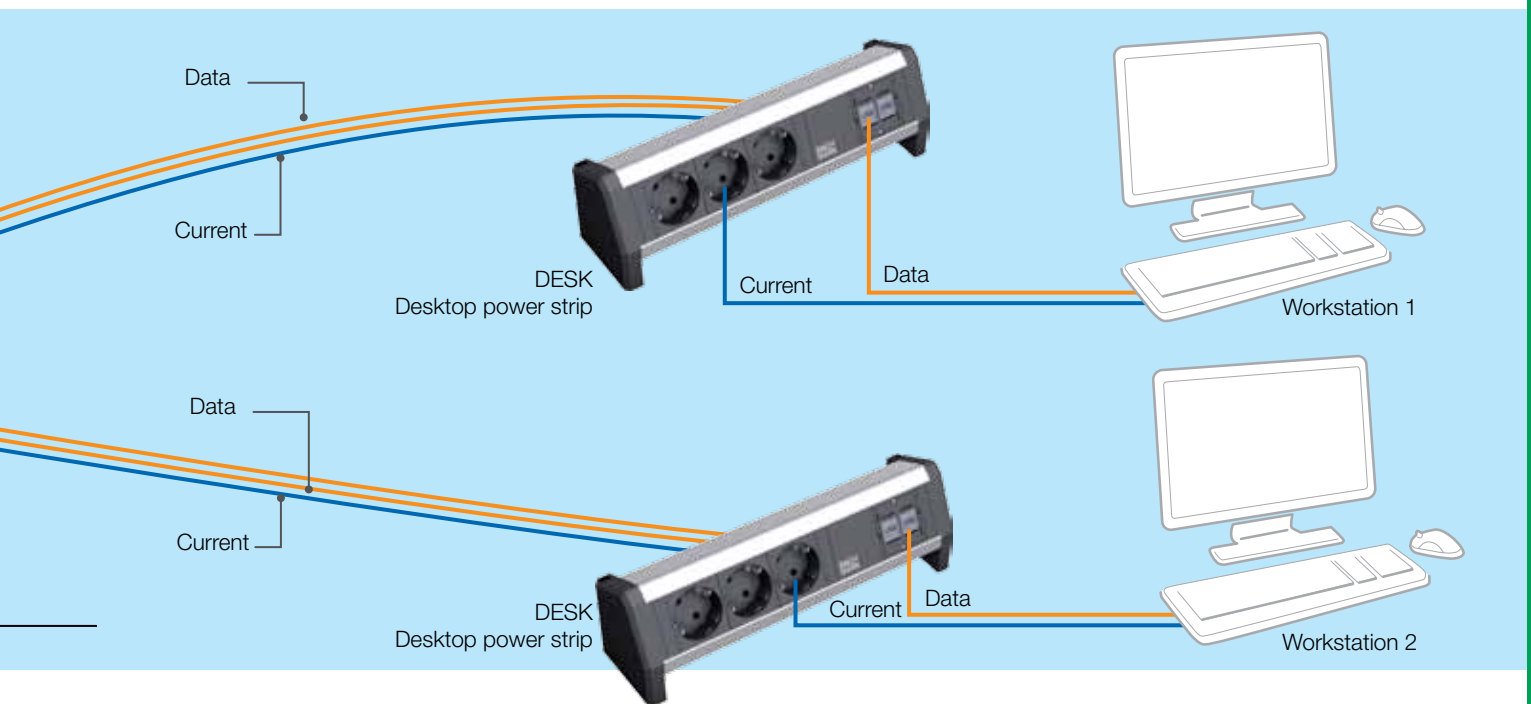
## Installation solutions from a single supplier

Bachmann's new system for under-floor distribution and installation, based on the MUTO (multi-user terminal outlet) concept, offers a coherent and simple installation solution that brings power and data to the desktop.

The consolidation points for power and data are linked to the floor distributor in the conventional way. Floor outlets and desktop power strips from the Bachmann facility range complete the installation kit. After the consolidation point the floor outlet allows power and data to be conveyed with ease to the workstation. This dispenses with complicated and inflexible installations such as traditional floor box systems.

Thanks to the "open-office cabling", CP and MUTO concepts the network installation is flexible, future-proof and at the same time cost-optimised. The combination of power and data connections can be found in various Bachmann facility systems. They thus offer a user-centred unit providing all necessary connections.

In the complete Bachmann catalogue you can also find various desktop power strips for mounting on top of or fitting into office workstation desks. All versions can be configured as required and supplied ready for use.



**CP mounting**

- Robust steel plate mounting for CPs
- Mountings with secure, tool-free clip-in and release mechanism
- Anchors firmly on the floor with integrated screw-on brackets
- Mountings with extra step protection of approx. 200 kg incl. CP unit
- Raised position of CP units for greater protection in case of minor ingress of water



**CP power**

- Power CP is fully wired and electrically tested at the factory
- Power connections with connector systems by Wieland (Gesis GST); Wago (Winsta) versions available on request
- Other connector systems can be fitted if required
- Time-optimised on-site installation
- Future-proof thanks to flexible structure



CP power reconnectable

**CP data**

- CP data - flexible and modular based on custom modules
- Various manufacturers' systems can be integrated
- Easy to install and future-proof thanks to modular structure
- Should a change be necessary, only the data connector unit is changed
- Mounting and unit remain unchanged
- Additional strain relief for data connection can be provided with cable ties



Consolidation point units for power

- Fully wired and electrically tested
- With Wieland GST18i3 plug

Art. no. | Version

**Consolidation point units for power**

Short

919.2000	· 6-way GST18i3 socket, black, 1-phase · Power input: GST18i3
919.2001	· 2 x 3-way GST18i3 socket, 2-phase · Sockets in black and red · Power input: GST18i3

**Consolidation point units for power**

Long

919.2002	· 12-way GST18i3 socket, black, 1-phase · Power input: GST18i3
919.2003	· 2 x 6-way GST18i3 socket, 2-phase · Sockets in black and red · Power input: GST18i3
919.2004	· 3 x 4-way GST18i3 socket, 3-phase · Sockets in black, red and grey · Power input: 3 x GST18i3 socket
919.2005	· 3 x 4-way GST18i3 socket, 3-phase · Sockets in red, black and grey · Power input is via the end cap with rewirable terminal to allow connection by user



Consolidation point units for data

- Without power, to integrate with Bachmann custom modules
- Anodised aluminium profile

Art. no. | Version

**CUSTOM**

**Consolidation point units for data**

912.000	· 3 x custom modules, empty · Short: 217 mm
912.001	· 6 x custom modules, empty · Long: 356 mm



Consolidation point mounting

- Colour black (RAL 9005)
- Mounting in steel plate

Art. no. | Version

**Consolidation point mounting**

**L x W x H: 295 x 85 x 65 mm**

919.1100	· Short (for units with 3 modules)
----------	------------------------------------

**Consolidation point mounting**

**L x W x H: 435 x 85 x 65 mm**

919.1101	· Long (for units with 6 modules)
----------	-----------------------------------



## Floor outlet for dry-maintained floors

Outlet for dry-maintained floors (raised and false floors) from 24 mm thickness for the cable outlet from the subfloor (consolidation point) to the power strip on the desk. The outlet features a very simple universal fixing. With one rotation of each of the two eccentric Allen bolts in the outer ring the outlet is anchored firmly into the floor, yet can easily be removed again if required. 2 flaps, each of which can be opened to a position independent of the other, allow cabling to be routed out from the floor. The flaps can be snap-fastened in open positions, thus preventing cables becoming bent and possibly damaged. If required the flaps can be rotated through 130° with the inner ring. Textile-fibre sleeves or cable management systems from the Bachmann range can be docked to the outlet flaps. If the outlet is no longer used, the flaps can be lowered and used as a blank cover that can be stepped on.

- Exit point/floor outlet for power and data cables
- Fits in raised floors with thicknesses from 24 mm
- Hole diameter 112 mm
- Simple fixing mechanism with Allen bolts
- 2 flaps, rotatable through approx. 130°, for cable outlet
- Material: polyamide (halogen free)

Art. no. | Version

Exit point/floor outlet

RAL 9005

919.1000 | · Black RAL 9005



Data cables → Transfer of data within various categories

(see glossary) Used for network and IP telephone services

Art. no.	Length	Version
----------	--------	---------



#### CAT5e patch cable plug/plug

918.003	1.0 m	· CAT5e cable, shielded, colour grey
940.052	3.0 m	· Conforms to ISO / IEC 11801 and EN 50173
940.053	5.0 m	· Ends 1 and 2: RJ45 plug with kink protection nozzle and protective tongue for interlock · Suitable for e.g. CAT5e socket / socket 940.057



#### CAT6 patch cable plug / plug

940.040	3.0 m	· CAT6 cable, shielded, colour grey
940.041	5.0 m	· Conforms to ISO / IEC 11801 and EN 50173 · Ends 1 and 2: RJ45 plug with kink protection nozzle and protective tongue for interlock · Suitable for e.g. CAT6 socket / socket 940.044



#### CAT6a patch cable plug / plug

918.006	1.0 m	· CAT7 cable, shielded, colour black
918.007	3.0 m	· Conforms to IEC 61156-6
918.008	5.0 m	· Ends 1 and 2: RJ45 Hirose TM12 CAT6a plug with kink protection nozzle and unlocking tongue · Suitable for e.g. CAT6 socket / socket 940.044



#### CAT6a patch cable plug

918.033	3.0 m	· CAT7 cable, shielded, colour black
918.034	5.0 m	· Conforms to IEC 61156-6 · End 1: RJ45 Hirose TM12 CAT6a plug with kink protection nozzle and unlocking tongue. End 2: CAT6a TKM 10 GB keystone socket. · Fits into keystone frames 917.000 / 917.001 / 917.061 / 917.062



#### RJ12 patch cable plug / plug

940.089*	3.0 m	· RJ12 cable, unshielded, colour black · Conforms to ISO / IEC 11801 and EN 50173 · Ends 1 and 2: RJ12 plug with kink protection nozzle · Suitable for e.g. RJ12 socket / socket 940.085
----------	-------	---

VGA 15-pole HD with or without miniature jack cable (stereo 3.5 mm) →

Transmission of analogue image and sound signals

Art. no.	Length	Version
----------	--------	---------



#### VGA 15-pole HD combi cable with miniature jack

918.066	1.0 m	· High quality cable, high flexibility, colour black
918.067	3.0 m	· End 1: 1 x 15-pole VGA HD plug, 1 x miniature jack plug, 3.5 mm
918.068	5.0 m	· End 2: 1 x 15-pole VGA HD plug, 1 x miniature jack plug, 3.5 mm
918.069	10.0 m	· Plug with metal housing and shielding, no additional ferrite core is required · Can be used with custom modules with VGA + miniature jack socket / socket (e.g. 917.045 etc.)



#### VGA 15-pole HD

918.009	1.0 m	· High quality cable, flexible, colour black
940.047	3.0 m	· End 1: 1 x 15-pole VGA HD plug
940.048	5.0 m	· End 2: 1 x 15-pole VGA HD plug · Can be used with custom modules with VGA socket / socket (e.g. 917.011)

\* No storage type

Media VGA 15-pole HD combi cable with miniature jack

(3.5 mm stereo) and RJ12 (signal control) for media switch

Art. no. | Length | Version

VGA 15-pole HD combi cable with miniature jack and signal control		
903.107	1.0 m	· High quality cable, high flexibility, colour black
903.108	3.0 m	· End 1: 1 x 15-pole VGA HD plug, 1 x miniature jack plug 3.5 mm and RJ12 plug
903.109	5.0 m	· End 1: 1 x 15-pole VGA HD plug, 1 x miniature jack plug 3.5 mm and RJ12 plug
903.110	10.0 m	· Plug with metal housing and shielding, no additional ferrite core is required · Can be used with custom modules with VGA + miniature jack socket / socket and button (e.g. 917.134)



HDMI connecting cable → digital transmission of image and sound signals

Art. no. | Length | Version

HDMI connecting cable		
918.019	3.0 m	· HDMI cable, colour black
918.020	5.0 m	· End 1: 1 x HDMI plug, 19-pole · End 2: 1 x HDMI plug, 19-pole · Can be used with custom modules with HDMI socket / socket (e.g. 918.040)



DVI-I connecting cable → digital transmission of image signals

(compatible with DVI-A and DVI-D connectors)

Art. no. | Length | Version

DVI-I connecting cable		
918.017	3.0 m	· DVI cable, colour black
918.018*	5.0 m	· End 1: 1 x DVI plug · End 2: 1 x DVI plug · Can be used with custom modules with DVI-I socket / socket (e.g. 917.021 / 917.078)



Cinch video + stereo connecting cable → transmission of analogue image and sound signals

Art. no. | Length | Version

Cinch video + stereo connecting cable		
918.015*	3.0 m	· Cinch connecting cable set, colour black
918.016*	5.0 m	· End 1: Cinch plug (red + white + yellow) · End 2: Cinch plug (red + white + yellow) · Can be used with custom modules with Cinch socket / socket (e.g. 917.026)



S-Video (Hosiden) connecting cable → transmission of analogue image signals

Art. no. | Length | Version

S-Video (Hosiden) connecting cable		
940.104*	3.0 m	· S-Video (Hosiden) connecting cable, colour black
940.105*	5.0 m	· End 1: S-Video plug · End 2: S-Video plug · Can be used with custom modules with S-Video socket / socket (e.g. 917.028 / 917.035)



\* No storage type



## 3.5 mm miniature socket connection cable → transmission of sound signals



Art. no.	Length	Version
----------	--------	---------

**3.5 mm miniature jack connecting cable for audio signals**

918.010	1.5 m	· 3.5 mm miniature jack (stereo) connecting cable, colour black
918.011	2.5 m	· End 1: 3.5 mm stereo miniature jack plug
918.012	5.0 m	· End 2: 3.5 mm stereo miniature jack plug · Can be used with custom modules with miniature jack socket / socket (e.g. 917.045 / 917.157)

## Cinch stereo connecting cable → transmission of sound signals



Art. no.	Length	Version
----------	--------	---------

**Cinch stereo connecting cable for audio signals**

940.049	3.0 m	· Cinch (stereo) connecting cable, colour black · End 1: Cinch stereo plug (red + white) · End 2: Cinch stereo plug (red + white) · Can be used with custom modules with Cinch socket / socket (e.g. 917.027 / 917.028 / 917.022 / 917.023)
---------	-------	--

## XLR connecting cable → transmission of sound signals (e.g. from microphone)



Art. no.	Length	Version
----------	--------	---------

**XLR 3-pole connecting cable for audio signals**

918.013	3.0 m	· XLR 3-pole connecting cable, colour black
918.014	5.0 m	· End 1: XLR 3-pole plug with interlock · End 2: XLR 3-pole socket with interlock · Can be used with custom modules with XLR connector (e.g. 917.024)

## USB connecting cable → transmission of data



Art. no.	Length	Version
----------	--------	---------

**USB A/A connecting cable**

918.021	1.0 m	· USB A/A connecting cable, colour black
940.045	3.0 m	· End 1: plug A
918.022	5.0 m	· End 2: plug A · Can be used with custom modules with USB A socket / socket (e.g. 917.120 / 917.019)

**USB A/B connecting cable**

940.046	3.0 m	· USB A/B connecting cable, colour black · End 1: plug A · End 2: plug B · Can be used with custom modules with USB B socket / socket (e.g. 917.018)
---------	-------	---

## FireWire connecting cable → transmission of data



Art. no.	Length	Version
----------	--------	---------

**FireWire connecting cable**

918.024	4.5 m	· FireWire connecting cable, colour black · End 1: FireWire 6-pole plug · End 2: FireWire 6-pole plug · Can be used with custom modules with FireWire socket / socket (e.g. 917.037)
---------	-------	---

Power supply cables for Bachmann facility systems



Cables fitted with Wieland GST18 plug-in connectors are available to connect facility products to the mains power supply. The advantages of these cables and their connectors, which are used all over the world, are flexibility in terms of length, the possibility of exchanging them should length requirements change, and availability for a variety of countries. Even extending the power supply to other power strips presents no problem and can usually be done without tools.


Art. no.	Length	Version
<b>Device supply cable, GST18 earthing contact</b>		<b>black</b>
375.000	1.5 m	· Cable: H05VV-F 3G 1.5 mm <sup>2</sup>
375.075	2.0 m	· End 1: Right angle plug with earthing contact
375.003	3.0 m	· End 2: Wieland GST18i3 socket
375.005	4.0 m	
375.007	5.0 m	
375.039	10.0 m	
<b>Halogen-free cable</b>		
375.044	2.0 m	· Cable: S05VV-F 3G 1.5 mm <sup>2</sup>
375.045	3.0 m	· End 1: Right angle plug with earthing contact
375.046	5.0 m	· End 2: Wieland GST18i3 socket



Device supply cable with additional earth connection

Pre-assembled power supply cables with integrated earth connection  
 Earthing of the power strip is independent of the installation  
 Ideal in combination with STEP power strips (see from page 56)  
 · Table-mounted frames can be earthed independently of the power strip fitted in them

Art. no.	Length	Version
<b>Device supply cable, GST18 earthing contact</b>		<b>black</b>
<b>With extra earth connection</b>		
375.115	2.0 m	· Cable: H05VV-F 3G 1.5 mm <sup>2</sup>
375.116	3.0 m	· End 1: Right angle plug with earthing contact
375.117	5.0 m	· End 2: Wieland GST18i3 socket with 0.3 m 1.5 mm <sup>2</sup> green/yellow, with M6 ring terminal
<b>Device supply cable, GST18, plug CH / Switzerland</b>		<b>Black</b>
375.016	1.5 m	· Cable: H05VV-F 3G 1.0 mm <sup>2</sup>
375.017	3.0 m	· End 1: CH / Switzerland plug
375.018	5.0 m	· End 2: Wieland GST18i3 socket
<b>Device supply cable, GST18, plug UK 13 A</b>		<b>Black</b>
375.068	2.0 m	· Cable: H05VV-F 3G 1.5 mm <sup>2</sup>
375.069	3.0 m	· End 1: UK 13 A plug
375.070	4.0 m	· End 2: Wieland GST18i3 socket
<b>Device extension cable, GST18/GST18</b>		<b>Black</b>
375.050	0.3 m	· Cable: H05VV-F 3G 1.5 mm <sup>2</sup>
375.053	1.0 m	· End 1: Wieland GST18 i 3 plug
375.038	2.0 m	· End 2: Wieland GST18 i 3 socket
375.055	3.0 m	
<b>Halogen-free cable</b>		<b>black</b>
375.080	0.3 m	· Cable: S05Z1Z1-F 3G 1.5 mm <sup>2</sup>
375.081	1.0 m	· End 1: Wieland GST18i3 plug
375.082	2.0 m	· End 2: Wieland GST18i3 socket
375.083	3.0 m	
<b>Device extension cable, GST15/GST18</b>		<b>Black</b>
375.127	1.5 m	· Cable: H05VV-F 3G 1.5 mm <sup>2</sup>
375.128	3.0 m	· End 1: Wieland GST15 i 3 plug
375.129	5.0 m	· End 2: Wieland GST18 i 3 socket





Cables with ST18 connector system (older system, cannot be plugged in under load)




Art. no.	Length	Version
<b>Device supply cable, ST18 earthing contact</b> <span style="float: right;">Black</span>		
375.004	1.5 m	· Cable: H05VV-F 3G 1.5 mm <sup>2</sup>
375.079	2.0 m	· End 1: Right angle plug with earthing contact
375.040	3.0 m	· End 2: Wieland ST18/3 socket
375.076	5.0 m	



Art. no.	Length	Version
<b>Device extension cable, ST18/ST18</b> <span style="float: right;">Black</span>		
375.071	0.5 m	· Cable: H05VV-F 3G 1.5 mm <sup>2</sup>
375.072	1.0 m	· End 1: Wieland ST18/3 plug
375.073	1.5 m	· End 2: Wieland ST18/3 socket
375.064	3.0 m	

Connectors / distributors



Art. no.	Version	Version
<b>Coupler</b> <span style="float: right;">Black</span>		
No interlock		
375.500	GST/GST	· Allows easy linking of e.g. two STEP power strips with the same or different plugging systems
375.515	GST/ST	
375.516	ST/GST	· 1 x input (plug section) and 1 x output (socket section)
<b>Multiplier, GST18</b>		
For power distribution		
375.101	1 x input, 2 x output (1)	· Input: 3-pole plug
375.102	1 x input, 2 x output (2)	· Output: 3-pole socket
375.105	1 x input, 3 x output (3)	
Through-wired for 3-phase power, 5 and 3-pole		
375.106	1 x input, 1 + 6 x output	· Input: 1 x plug, 5-pole · Output: 1 x socket, 5-pole; · 6 x 3-pole socket per outer cable

Interlocks



Art. no.	Version	Version
<b>Interlock for appliance plugs and couplings</b>		
Compliant with VDE 0628		
375.518	Wieland 05.587.3156.1	· Snaps onto the relevant plugs and couplings
<b>Locking latch (interlock)</b>		
Compliant with VDE 0628		
375.501	Black Wieland 05.584.0153.0	· For snap-in fitted plug and coupling

Accessories



Art. no.	Version	Version
<b>End cap</b>		
375.503	Black Wieland 05.561.3653.1	· Inserts into the snap-in fitted plug and coupling

Mounting accessories



Art. no.	Version	Version
<b>Appliance plug with screw terminal, GST18</b>		
375.504	Black Wieland 92.932.3053.1	· Ready to fit, with strain relief · For cross section 0.75 – 2.5 mm <sup>2</sup> , solid and flexible wires can be connected without end sleeves
375.517	White Wieland 92.932.3052.0	· For cable diameters 6.5 – 10.5 mm (H05VV, NYM) · Outer sheath stripped length 31 mm; insulation stripped length: 7 mm



<b>Appliance plug with spring-loaded terminal, GST18i3</b>		
Lockable, coded		
940.073	Bright red Wieland 92.934.0553.0	· Ready to fit, with strain relief · For rigid cables 1.5 – 2.5 mm <sup>2</sup> or flexible cables 1.5 mm <sup>2</sup> with end sleeves
940.074	Pebble grey Wieland 92.934.0153.0	· 2 connections per pole, not mounted, for cables H05VV, NYM (diameter 7.8 – 10.3 mm) · Outer sheath stripping length 45 mm, insulation stripped length for 1.5 mm <sup>2</sup> and 2.5 mm <sup>2</sup> : 9 mm



<b>Appliance coupling with screw terminal, GST18i3</b>		
375.505	Black Wieland 92.931.3053.1	· Ready to fit, with strain relief · For cross section 0.75 – 2.5 mm <sup>2</sup> , solid and flexible wires can be connected without end sleeves
375.514	White Wieland 92.931.3053.0	· For cable diameters 6.5 – 10.5 mm (H05VV, NYM) · Outer sheath stripped length 31 mm; insulation stripped length: 7 mm



<b>Appliance coupling with spring-loaded terminal, GST18i3</b>		
Lockable, coded		
940.070	Bright red Wieland 92.933.0553.0	· Ready to fit, with strain relief · For rigid cables 1.5 – 2.5 mm <sup>2</sup> or flexible cables 1.5 mm <sup>2</sup> with end sleeves
940.071	Pebble grey Wieland 92.933.0153.0	· 2 connections per pole, not mounted, for cables H05VV, NYM (diameter 7.8 – 10.3 mm) · Outer sheath stripping length 45 mm, insulation stripped length for 1.5 mm <sup>2</sup> and 2.5 mm <sup>2</sup> : 9 mm

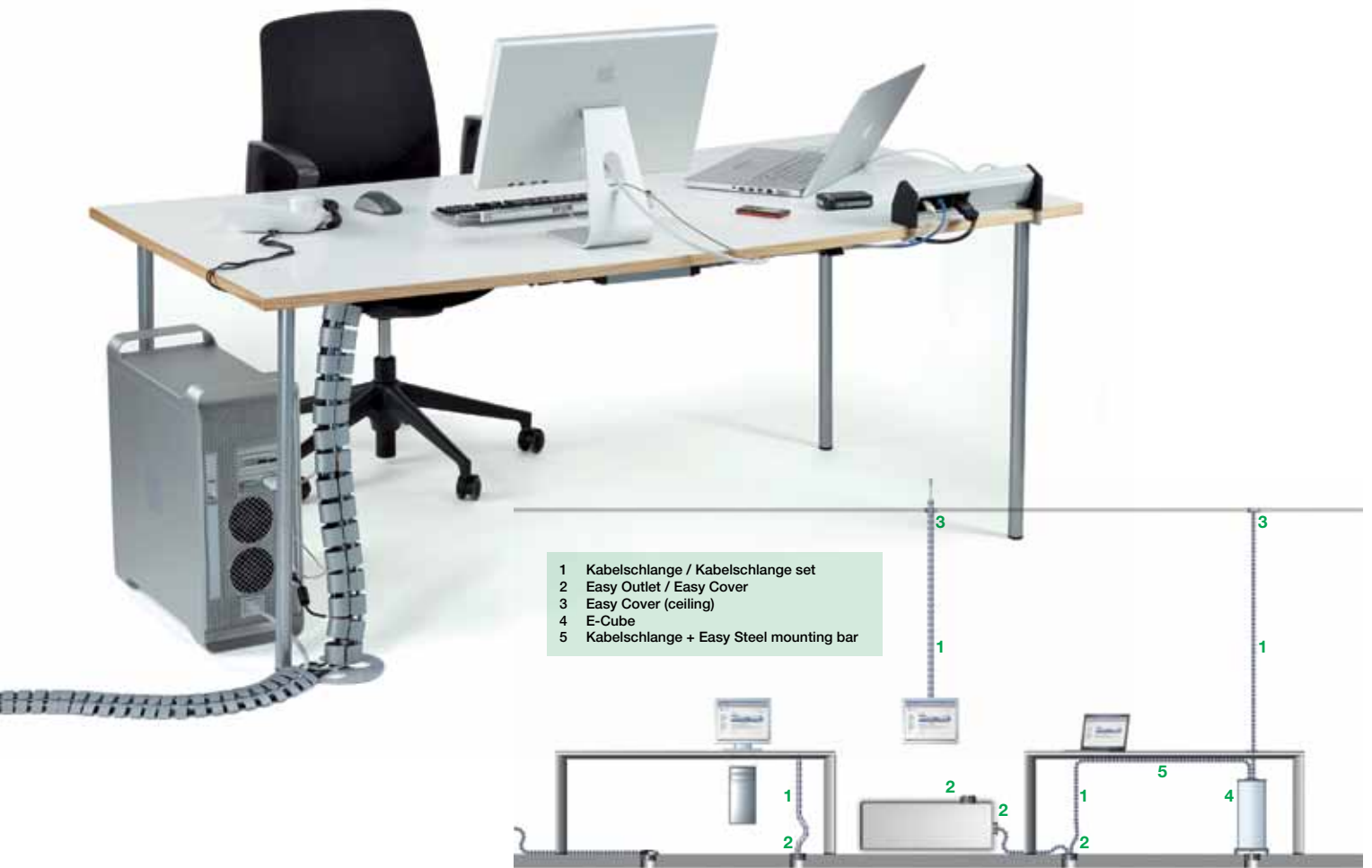


<b>Snap-in fitted plug, spring loaded, GST18</b>		
With interlock		
375.506	Black Wieland 92.032.9658.1	· For material thickness 0.5 – 1.5 mm; engages in cut-out in housing
375.519	White Wieland 92.032.9658.0	· Flexible cable 0.5 – 1.5 mm <sup>2</sup> with end sleeve · Rigid cable 0.5 – 2.5 mm <sup>2</sup>
375.520	Bright red Wieland 92.032.8558.0	· Stripped length 0.5 – 1.5 mm <sup>2</sup> : 8 mm, Stripped length 2.5 mm <sup>2</sup> : 9 mm
375.521	Pebble grey Wieland 92.032.9758.0	



<b>Snap-in fitted coupling, spring loaded, GST18i3</b>		
With interlock		
375.507	Black Wieland 92.031.9658.1	· For material thickness 0.5 – 1.5 mm; engages in cut-out in housing
375.523	Bright red Wieland 92.031.8558.0	· Stripped length 0.5 – 1.5 mm <sup>2</sup> : 8 mm, Stripped length 2.5 mm <sup>2</sup> : 9 mm
375.524	Pebble grey Wieland 92.031.9758.0	





# CABLE MANAGEMENT

## Perfect installation solutions

Bachmann banishes unwieldy cables from workstations. The KABELSCHLANGE® cable management system optimises cable routes in the workplace between the desk, floor box, wall duct and various devices.

Bachmann can offer the best cable management system for every situation. Whether the cables run along the floor or are routed from the floor to the desk, the systems are mutually compatible. A well-thought-out and integrated cable management concept is available to you.

The various systems are available finished in black and silver as standard, but we can provide custom colours on request.

**Individual  
Plugging  
Shortening  
Extending**

Flexible cable management system

- The links are safe to step on and break-proof; they can be displaced with respect to one another
- 2 connector shoulders for the transmission of forces (including torques and lateral forces)
- Special geometry enables individual cables to be unfurled through the sides of the links without risking crushing

Art. no.	Colour	Version
----------	--------	---------

**Kabelschlange® Classic (for horizontal and vertical cable routing)**

930.030	Black	· 3-chamber system to separate low-current, data and power cables
930.031	Silver	· 46 chain links, W x H: approx. 53 x 23 mm · Length (separated): approx. 100 cm, (pushed together): approx. 72 cm



**Kabelschlange® Cube (for horizontal and vertical cable routing)**

930.058	Black	· 2-chamber system to separate data and power cables
930.059	Silver	· 34 chain links, W x H: approx. 55 x 25 mm · Length (separated): approx. 100 cm, (pushed together): approx. 69 cm



**Kabelschlange® Pro (for horizontal and vertical cable routing)**

930.032	Black	· Increased resistance to being stepped on even in high foot traffic areas such as passages
930.033	Silver	· 5 chain links can withstand short-term loads of up to 120 kg · 2-chamber system to separate data and power cables · Can also be connected directly to Kabelschlange® Classic · 34 chain links, W x H: approx. 90 x 24 mm · Length (separated): approx. 100 cm, (pushed together): approx. 70 cm



**Kabelschlange® Premium Set (for vertical cable routing)**

930.049	Black	· Designer top-of-the range premium set:
930.050	Silver	16 chain links, W x H: approx. 70 x 35 mm 1 x metal base plate in appropriate colour 1 x desk attachment in appropriate colour · The chain links can be pushed together completely to form a self-locking, elliptical cable duct. · 2-chamber system to separate data and power cables · Length incl. base plate and desk attachment approx. 78 cm · Length without accessories approx. 75 mm · Length (pushed together): approx. 59 cm in set



**Kabelschlange® Quadro Set (for vertical cable routing)**

930.016	Black	· Functional set with a strong design element:
930.017	Silver	23 quadratic chain links, W x H: approx. 45 x 45 mm 1 x metal base plate in appropriate colour 1 x desk attachment in appropriate colour · The Quadro system is very stable and can therefore be used for ceiling-based installations for room heights of up to approx. 5 metres. · 2-chamber system to separate data and power cables · Length incl. base plate and desk attachment approx. 76 cm



**Kabelschlange® Quadro (as addition to set article no.: 930.016 and 930.017)**

930.018	Black	· as addition to set article no.: 930.016 and 930.017
930.019	Silver	· for height-adjustable seating/standing combinations or desk/table heights as of 75 cm and for ceiling suspensions · 32 links, length approx. 100 cm



**Kabelschlange® FLEX II Set (for vertical cable routing)**

930.022	Black	· Compact and flexible set:
930.023	Silver	38 chain links, W x H: approx. 55 x 22 mm 1 x metal base plate in appropriate colour 1 x desk attachment in appropriate colour · 2-chamber system to separate data and power cables and for ceiling suspensions · Length incl. base plate and desk attachment approx. 75 cm





**NEW**

## Furniture accessories

Art. no.	Colour	Version
----------	--------	---------

**Kabelschlange® FLEX II (as addition to set article no.: 930.022 and 930.023)**

930.020	Black	· for seating/standing combinations
930.021	Silver	· 54 links. Length approx. 100 cm

**Easy-Bridge®**

930.027	Silver	· Aluminium floor duct, can be stepped on, length 100 cm · The Kabelschlange Pro® can be connected directly · For carpet
---------	--------	--

**Easy-Bridge®**

930.028	Silver	· Aluminium floor duct, can be stepped on, length 100 cm · The Kabelschlange Pro® can be connected directly · For smooth floors
---------	--------	---

**Easy-Steel® mounting bar**

930.024*		· Dimensions: Length 750 mm, diameter 5 mm
----------	--	--

**Easy-Desk-3G®**

930.025*	Silver	· Easy-Steel® mounting bar fastening
----------	--------	--------------------------------------

**Easy-Connect®**

930.026*	Silver	· Universal coupling
----------	--------	----------------------

**Easy-Desk-2B®**

930.029	Black	· Adapter for vertical connections on furniture
930.090	Silver	· Can be combined with Easy-Stop® and Easy-Steel® · Includes two 4 x 12 mm screws

**Easy-Stop-2B2K®**

930.091	Black	· 3-part cable strain relief for Kabelschlange® Classic, Cube, Pro
930.092	Silver	· Can be combined with Easy-Desk-2B® and Easy-Steel® · Includes clamping screws

**Cable clamp set with strain relief**

930.051	Black	· For screwing onto underside of desk/table top · Consisting of: of: Cable clamp incl. 2 fixing screws and strain relief with adjusting screw
---------	-------	--

**E-Cube-K-540® power column for supply of power and data**

930.166		· To hold sockets indoors (e.g. article no.: 333.0122) · Material: anodised aluminium / plastic · Dimensions: Height approx. 54 cm/ cover approx. 22.3 x 22.3 cm/ base approx. 24 x 24 cm · Hole diameter 80 mm including Easy Outlet® telescopic cover
---------	--	--

## Floor connection accessories

Art. no.	Colour	Version
----------	--------	---------

**Easy-Outlet® floor unit**

930.098*	Black	· Floor level installation unit
930.099*	Silver	· Tight braced fastening · Suited to dry-maintained raised and false floors

**Easy-Cover® telescopic cover for floor unit**

930.100*	Black	· Telescopic cover set for Easy-Outlet® floor unit
930.137	Silver	

\* No storage type

**NEW**

Illustration shows 930.099 and 930.137




Floor connection accessories

Art. no.	Colour	Version
<b>Easy-Cover-I® (system attachment for floor unit)</b>		
930.162*	Black	· Connection for 1 x Cube, Pro, Classic or Flex
930.138*	Silver	· Material: PP for use in floor outlet
<b>Easy-Cover-II® (system attachment for floor unit)</b>		
930.163*	Black	· Connection for 2 x Cube, Pro, Classic or Flex
930.139*	Silver	· Material: PP for use in floor outlet
<b>Easy-Cover-Quadro® (system attachment for floor unit)</b>		
930.164*	Black	· Connection for 1 x Kabelschlange® Quadro
930.160*	Silver	· Material: PP for use in floor outlet
<b>Easy-Cover-Premium® (system attachment for floor unit)</b>		
930.165*	Black	· Connection for 1 x Kabelschlange® Premium
930.161*	Silver	· Material: PP for use in floor outlet
<b>Easy-Switch® distributor (for Kabelschlange® Classic, Cube, Pro)</b>		
930.034*	Black	· 3-way distributor
930.035*	Silver	· includes 4 coupling links for KS Cube®
<b>Easy-Switch® distributor (for Kabelschlange® Classic, Cube, Pro and a vertical K. Premium connection)</b>		
930.057*	Black	· 4-way distributor with fixing screw and base plate · includes 4 coupling links for KS Cube®
<b>Easy-Cap®</b>		
930.044*	Black	· Cover cap for Easy-Switch connections that are not needed
930.045*	Silver	
<b>Easy-Clip-S® floor outlet adapter for all common floor outlets</b>		
930.036*		· For floor outlet for Kabelschlange® Classic · Dimensions: L x W: approx. 86 x 47 mm
<b>Easy-Clip-L® floor outlet adapter for all common floor outlets</b>		
930.054*		· For floor outlet for Kabelschlange® Pro and Cube · Dimensions: L x W: approx. 91.5 x 51 mm





Ceiling connection accessories

Art. no.	Colour	Version
<b>Easy-Cover-B® (system attachment with low transmission of force to suspended ceilings)</b>		
930.093*	White	· Polypropylene blank cover
<b>Easy-Cover-I® (system attachment with low transmission of force to suspended ceilings)</b>		
930.094*	White	· Connection for 1 x Cube, Pro, Classic or Flex · Material: POM for suspended ceilings
<b>Easy-Cover-II® (system attachment with low transmission of force to suspended ceilings)</b>		
930.095*	White	· Connection for 2 x Cube, Pro, Classic or Flex · Material: POM for suspended ceilings
<b>Easy-Cover-Quadro® (system attachment with low transmission of force to suspended ceilings)</b>		
930.096*	White	· Connection for 1 x Kabelschlange® Quadro · Material: POM for suspended ceilings
<b>Easy-Cover-Premium® (system attachment with low transmission of force to suspended ceilings)</b>		
930.097*	White	· Connection for 1 x Kabelschlange® Premium · Material: POM for suspended ceilings



\* No storage type

## BRIDGE – the cable duct




Art. no.	Length	Version
----------	--------	---------

**CABLE BRIDGE**

Dimensions: (W x H) 146 x 9 mm


## Cable duct, straight

930.060	1.0 m	· Anodised aluminium profile, with rippled surface to reduce slipping
930.061	2.0 m	· 3-chamber system allowing power and data cables to be routed separately · Can be fixed with double-sided tape or screwed into place on the floor (see fixing accessories)

**CABLE BRIDGE**

## Bracket for cable duct

930.062	45°	· Bracket in anodised aluminium
930.063	90°	

**CABLE BRIDGE**

## Linking element for cable duct

930.064	Straight	· Link for joining straight cable ducts · Screws into place with integral Allen bolts · 2 items
---------	----------	---

**CABLE BRIDGE**

## Fixing accessories for cable duct

930.065	Straight	· For screwing down cable ducts at the ends · 4 items
---------	----------	--



## Wrap textile-fibre sleeves

Wrap textile-fibre sleeves bundle and protect cables and wires in office and home environments.

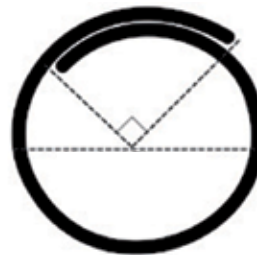
The elastic braided sheath with its monofilament fibres assures fire and abrasion resistance and is thus also ideal for professional and industrial use.



## Automatic Wrap

### The advantages at a glance

- Simple, low-cost installation with minimal labour
- More flexible than coiled or wound solutions
- 25% overlap for secure cable bundling
- Resistant to chemicals and solvents
- Halogen-free
- Resistant to cuts and abrasions
- Retains its shape within operating temperature range -75 °C to +125 °C



Art. no.	Length	Version
----------	--------	---------

### Automatic Wrap


Dimensions: diameter 2.54 cm = 1 inch

930.900	1.0 m	• Black
930.901	2.0 m	• Black
930.902	3.0 m	• Black

### Automatic Wrap

Dimensions: diameter 5.08 cm = 2 inches

930.903	1.0 m	• Black
930.904	2.0 m	• Black
930.905	3.0 m	• Black



## Manual Wrap in colour

### The advantages at a glance

- Strong Velcro fastener for frequent access
- Can be stretched over plugs and sockets
- Halogen-free
- Resistant to chemicals and solvents
- Melting point ~230 °C



Art. no.	Version	Version
----------	---------	---------

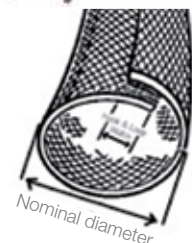
### Manual Wrap

Dimensions: diameter 3.18 cm = 1 ¼ inch

930.906*	1.0 m	• Black
930.907*	2.0 m	• Black
930.908*	3.0 m	• Black

Dimensions: diameter 5.08 cm = 2 inches

930.909*	1.0 m	• Black
930.910*	2.0 m	• Black
930.911*	3.0 m	• Black



\* No storage type

# Bachmann Manufacturing

## Efficient power and data distribution for manufacturing


With Bachmann manufacturing systems you can be sure of having access to the best connectors and connections wherever you are in the world. Our systems can be configured with all standard international socket outlets and data connections. Modules can be retrofitted or interchanged quickly and easily. In short, when it comes to energy and data management systems that are fit for the future, Bachmann maximises your options.

Our top priority at Bachmann is a collaborative partnership with our customers. This begins with what we refer to as “customised engineering”, since providing engineering services for customised solutions is as important for our international development team as continuing to develop the Bachmann range overall. The result is a long list of registered designs and patents for technical innovations and special solutions under the Bachmann brand.



Power strips . . . . .	146	
BlueNet power management . . . . .	148	<b>BlueNet</b>
Feed modules . . . . .	149	
Compressed air units . . . . .	150	
ESD units . . . . .	151	
STEP . . . . .	152	
Automatic switch-off units . . . . .	154	
Tradesman's power strip . . . . .	155	
Fixings . . . . .	156	
DESK . . . . .	157	
Custom modules . . . . .	158	<b>CUSTOM</b>
Cables . . . . .	159	
Lighting . . . . .	160	



# FACTORY – the professional solution



Mounts flush with profile

**Power strips in aluminium profile, 1 U, width 44.5 mm, ideally suited for mounting on 45 mm T-slot profiles.**

- Strip does not protrude over the 45-mm T-slot profile
- Can be mounted on 30, 45 or 60 mm T-slot profiles
- Can be mounted on the upright profiles of various manufacturers
- Easy to fit with specially designed mounts (ESD-capable)
- Mains input and output based on Wieland GST18 connector system
- Strips can be linked to one another using device extension cables (see page 159)
- Power infeed direct to mains input via supply cable (see page 159) or via feed modules (see from page 149)

Max. 16A/230V~  

Art. no. | Version

**FACTORY 1 U 3 x earthing contact, GST18, max. 16 A / 230 V ~ / 3680 W** Length: approx. 294 mm



- 509.001
- Anodised aluminium profile, 1 U
  - 3 socket outlets with earthing contact, RAL7035, set at 35°
  - Power input: GST18i3 plug, black
  - Power outlet: GST18i3 socket, black
  - Incl. safety plug catch

**FACTORY 1 U 2 x earthing contact, GST18, max. 16 A / 230 V ~ / 3680 W** Length: approx. 294 mm

1 switch, illuminated, controls power outlet



- 509.002
- Anodised aluminium profile, 1 U
  - 2 socket outlets with earthing contact, RAL7035, set at 35°
  - 1 switch, red, 2-pole, controls power outlet (e.g. for lamp)
  - Power input: GST18i3 plug, black
  - Power outlet: GST18i3 socket, black
  - Incl. safety plug catch

**FACTORY 1 U 2 x earthing contact, GST18, max. 16 A / 230 V ~ / 3680 W** Length: approx. 294 mm

1 switch, illuminated, controls power input (sockets and power outlet)



- 509.003
- Anodised aluminium profile, 1 U
  - 1 switch, red, 2-pole, controls power input
  - 2 socket outlets with earthing contact, RAL7035, set at 35°
  - Power input: GST18i3 plug, black
  - Power outlet: GST18i3 socket, black
  - Incl. safety plug catch

Suitable mountings on page 156



Max. 16A/230V~



Art. no. | Version

**FACTORY 1 U 8 x earthing contact, GST18, max. 16 A / 230 V ~ / 3680 W** Length: approx. 866 mm

2 switches, illuminated


- 509.004 · Anodised aluminium profile, 1 U
- 1 switch, green, 2-pole, controls sockets
- 8 socket outlets with earthing contact, RAL7035, set at 35°, with spacing between sockets
- 1 switch, red, 2-pole, controls only white auxiliary outlet
- Power inputs on side of profile:
- Power input: GST18i3 plug, black
- Power outlet: 2 x GST18i3 socket, black/white
- Incl. safety plug catch



**FACTORY 1 U 10 x earthing contact, GST18, max. 16 A / 230 V ~ / 3680 W** Length: approx. 1086 mm

2 switches, illuminated

- 509.005 · Anodised aluminium profile, 1 U
- 1 switch, green, 2-pole, controls sockets
- 10 socket outlets with earth contact, RAL7035, set at 35°, with spacing between sockets
- 1 switch, red, 2-pole, controls power outlets
- Power inputs on side of profile:
- Power input: GST18i3 plug, black
- Power outlet: 2 x GST18i3 socket, black/white
- Incl. safety plug catch



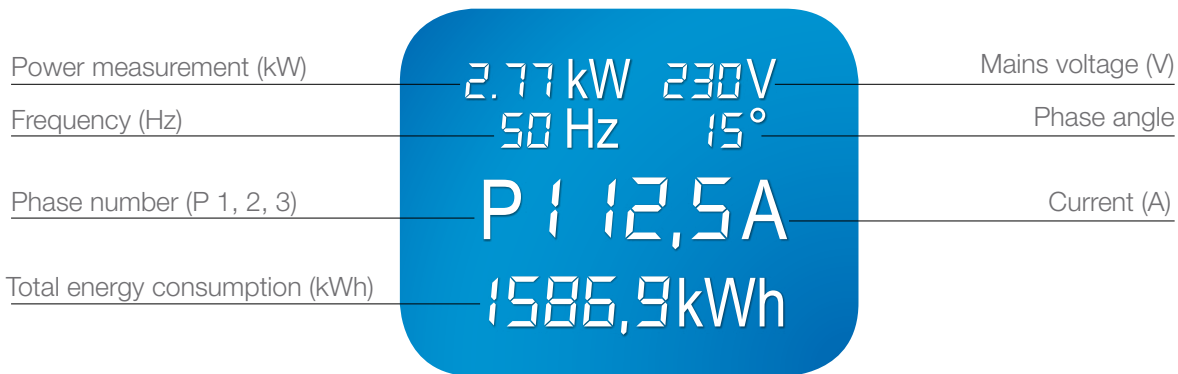


# BLUENET - spotting potential and using it



Bachmann's BlueNet range creates optimal conditions for efficient power management. It makes power consumption transparent - and thus controllable - with intelligent products that help you to gather current data wherever power is consumed, and thus to spot potential energy savings - and to document and use them.

- Integrated function for measuring current, voltage, power, phase angle, frequency and total energy consumption (BlueNet Metered Plus)
- Measured values are shown on the display
- Modular construction allows configuration of PDUs to customers' specifications



Art. no. | Version

**FACTORY 1 U Metered BlueNet, GST18, max. 16 A / 230 V ~ / 3680 W** Length: approx. 191 mm

Current measurement

509.009

- Anodised aluminium profile, 1 U
- 1 x current measurement (digital ammeter)
- Power input: GST18i3 plug, black
- Power outlet: 2 x GST18i3 socket, black
- Current measurement features:  
Range 0-16 A , max. current 32 A ,  
Accuracy: class 1, backlit liquid crystal display



**FACTORY 1 U Metered Plus BlueNet, GST18, max. 16 A / 230 V ~ / 3680 W** Length: approx. 191 mm

Current and power measurement with phase angle

509.012

- Anodised aluminium profile, 1 U
- 1 x current + power measurement
- Power input: GST18i3 plug, black
- Power outlet: 2 x GST18i3 socket, black
- Power measurement features:  
backlit LCD display, precision: class 1, 1-phase, max. 16 A  
Mains voltage (V), current (A), frequency (Hz), phase angle,  
energy (kWh) and power (kW) measurement



Suitable mountings on page 156

# Feed modules - greater safety at the workstation

## Feed module in aluminium profile, 1 U (width 44.5 mm) with protective features and 2 power outlets

- Can be used as the base unit for any power strip
- Easy to fit with specially designed mounts (ESD-capable)
- Connects to power strip via extension cable (see page 159)
- 1 x power input and 2 x power outlet in Wieland GST18 system for connecting to one or two power strips or workstations
- Integral protector unit with overvoltage protection, miniature circuit breaker or residual current device
- Feed module with built-in current and power measurement to record energy consumption of workstation



Art. no. | Version

**FACTORY 1 U overvoltage protector with filter, GST18, max. 16 A / 230 V ~ / 3680 W Length: approx. 235 mm**

- |         |  |
|---------|--|
| 509.006 | <ul style="list-style-type: none"> <li>• Anodised aluminium profile, 1 U</li> <li>• 1 overvoltage protection unit, 6.5 kA, with optical function and fail indicator; mains filter 30 MHz</li> <li>• Power input: GST18i3 plug, black</li> <li>• Power outlet: 2 x GST18i3 socket, black</li> </ul> |
|---------|--|



**FACTORY 1 U miniature circuit breaker, GST18, max. 16 A / 230 V ~ / 3680 W Length: approx. 235 mm**

- |         |  |
|---------|--|
| 509.007 | <ul style="list-style-type: none"> <li>• Anodised aluminium profile, 1 U</li> <li>• 1 miniature circuit breaker, 16 A , 2-pole, type B</li> <li>• Power input: GST18i3 plug, black</li> <li>• Power outlet: 2 x GST18i3 socket, black</li> </ul> |
|---------|--|




**FACTORY 1 U residual current device\* (RCD), GST18, max. 16 A / 230 V ~ / 3680 W Length: approx. 235 mm**

- |         |  |
|---------|--|
| 509.008 | <ul style="list-style-type: none"> <li>• Anodised aluminium profile, 1 U</li> <li>• 1 residual current device, 16 A , tripping current 10 mA, response time 30 ms, 2-pole</li> <li>• Power input: GST18i3 plug, black</li> <li>• Power outlet: 2 x GST18i3 socket, black</li> </ul> <p>* Since 1 February 2009 all mains circuits supplying power sockets that are used by people other than electrical technicians must contain a RCD.<br/>Indoor use: up to 20 A / Outdoor use: up to 32 A</p> |
|---------|--|



# COMPRESSED AIR - everything in one system



**Aluminium profile, 1 U (width 44.5 mm) with standard compressed-air outlets for up to 16 bar**


- Simple to fit with specially designed mountings
- Standard compressed air outlets, nominal diameter 7
- Infeed and onward supply via nominal diameter 5
- Strips can be linked to one another directly or via a connecting hose
- Other nominal diameters and configurations are available on request

Art. no. | Version

**FACTORY 1 U, 2 x compressed air outlets, max. 16 bar**

**Length: approx. 147 mm**


- 509.010
- Anodised aluminium profile, 1 U
  - 2 compressed air outlets (NW7 coupling)
  - Compressed air inlet via NW5 connector
  - Compressed air outlet via NW5 coupler



**FACTORY 1 U, 3 x compressed air outlets, max. 16 bar**

**Length: approx. 187 mm**

- 509.011
- Anodised aluminium profile, 1 U
  - 3 compressed air outlets (NW7 coupling)
  - Compressed air inlet via NW5 connector
  - Compressed air outlet via NW5 coupler



## Compressed air

Ordinary air is forced via compressors to a higher pressure and can be used to drive a variety of equipment. Bachmann FACTORY compressed air units distribute the compressed air to two or three access points for end-use devices (screwdrivers,

compressed-air guns etc.). Each compressed air unit also has a compressed air outlet, allowing more than one unit to be used in combination.

Suitable mountings on page 156

# ESD - all-round protection

## Aluminium profile, 1 U (width 44.5 mm) with standard ESD connectors

- Simple to fit with specially designed mountings (ESD-capable)
- Integrates simply into ESD design of workstation via standard plug connectors and so can be used as **EBP (earth bonding point)**
- Other nominal diameters and configurations are available on request



Art. no. | Version

**FACTORY 1 U 3 x ESD 10 ohm** Length: approx. 104.5 mm

- 509.013
- Anodised aluminium profile, 1 U
  - 2 x ESD snap connector sockets, 10 mm, 10 ohm
  - Input: 3 m cable, green/yellow with M4 ring termination



**FACTORY 1 U 3 x ESD 10 ohm** Length: approx. 147 mm

- 509.014
- Anodised aluminium profile, 1 U
  - 3 x ESD snap connector socket, 10 mm, 10 ohm
  - Input: 3 m cable, green/yellow with M4 ring termination




### ESD

ESD is the abbreviation for electrostatic discharge, which occurs when two bodies at different electrical potentials come into contact and their charges equalise. Electrostatic charges are created when two different materials are rubbed together or are separated from one another. Examples include: walking on plastic floors, rubbing against synthetic clothing, moving plastic containers, unrolling


adhesive PVC tapes or moving conveyor belts. In modern workspaces static charges can create high static voltages. Charges of above 10 kV are not uncommon. Where air humidity is below 20 %, values of 30 kV have been recorded.

# STEP - the low-cost alternative



## Power strips in plastic or aluminium profile (width 52 mm) for a simple modular electrification system.

- Compact dimensions and robust housing
- Can be mounted on T-slot profiles and the upright profiles of various manufacturers
- Easy to fit with specially designed mounts (ESD-capable)
- Mains input and output based on Wieland GST18 connector system
- Strips can optionally be fitted with modules (from page 149)
- Strips can be linked to one another using device extension cables (see page 159)
- Power infeed direct to mains input via supply cable (see page 159) or via feed modules (see from page 149)



Art. no. | Version

**STEP BASE 3 x earthing contact, GST18, max. 16 A / 230 V ~ / 3680 W** Length: approx. 220 mm



- 336.600
- Light-grey plastic profile, socket outlets black
  - 3 x socket outlets with earthing contact, set at 35°
  - Power input: GST18i3 plug, black
  - Power outlet: GST18i3 socket, black
  - Incl. safety plug catch

**STEP BASE 3 x earthing contact, red, GST18, max. 16 A / 230 V ~ / 3680 W** Length: approx. 220 mm




- 336.601
- Light-grey plastic profile, socket outlets red
  - 3 socket outlets with earthing contact, set at 35°
  - Power input: GST18i3 plug, black
  - Power outlet: GST18i3 socket, black
  - Incl. safety plug catch

**STEP BASE 4 x earthing contact, GST18, max. 16 A / 230 V ~ / 3680 W** Length: approx. 262.5 mm



- 336.604
- Light-grey plastic profile, socket outlets black
  - 4 socket outlets with earthing contact, set at 35°
  - Power input: GST18i3 plug, black
  - Power outlet: GST18i3 socket, black
  - Incl. safety plug catch

Suitable mountings on page 156



Art. no. | Version

**STEP ALU 1 x switch, 3 x earthing contact, GST18, max. 16 A / 230 V ~ / 3680 W Length: approx. 262.5 mm**

1 x switch, controls sockets only

- 906.003
- Anodised aluminium profile, socket outlets black
  - 1 switch, green, 2-pole, illuminated, switches sockets only (not power outlet)
  - 3 socket outlets with earthing contact, set at 35°
  - Power input: GST18i3 plug, black
  - Power outlet: GST18i3 socket, black
  - Incl. safety plug catch



**STEP ALU 1 x switch, 3 x earthing contact, GST18, max. 16 A / 230 V ~ / 3680 W Length: approx. 262.5 mm**

1 x switch, controls power input (sockets and power outlet)

- 906.031
- Anodised aluminium profile, socket outlets black
  - 1 switch, green, 2-pole, illuminated, controls power input
  - 3 socket outlets with earthing contact, set at 35°
  - Power input: GST18i3 plug, black
  - Power outlet: GST18i3 socket, black
  - Incl. safety plug catch



**STEP ALU, GST18, max. 16 A / 230 V ~ / 3680 W Length: approx. 220 mm**

**CUSTOM**

1 x custom module

- 906.000
- 1 anodised aluminium profile, 1 U
  - 3 socket outlets with earthing contact, set at 35°
  - 1 custom module cover, blank
  - Power input: GST18i3 plug, black
  - Power outlet: GST18i3 socket, black
  - Incl. safety plug catch



**STEP ALU, GST18, max. 16 A / 230 V ~ / 3680 W Length: approx. 220 mm**

Overvoltage protection

- 336.004
- Anodised aluminium profile, 1 U
  - 1 overvoltage protection unit, 6.5 kA, with function and fail indicator; mains filter 30 MHz
  - Power input: GST18i3 plug, black
  - Power outlet: GST18i3 socket, black
  - Incl. safety plug catch



**STEP ALU, GST18, max. 16 A / 230 V ~ / 3680 W Length: approx. 220 mm**

Miniature circuit breaker, 16 A

- 336.015
- Anodised aluminium profile, 1 U
  - 1 miniature circuit breaker, 16 A, 2-pole, type B
  - Power input: GST18i3 plug, black
  - Power outlet: GST18i3 socket, black
  - Incl. safety plug catch



**STEP ALU, GST18, max. 16 A / 230 V ~ / 3680 W Length: approx. 220 mm**

Residual current device, 16 A, 10 mA

- 906.067
- Anodised aluminium profile, socket outlets black
  - 1 residual current device, 16 A, tripping current 10 mA, response time 30 ms, 2-pole
  - Power input: GST18i3 plug, black
  - Power outlet: GST18i3 socket, black
  - Incl. safety plug catch



# AUTOMATIC SWITCHOFF - save power automatically



The Bachmann automatic switchoff unit allows efficient savings in power consumption without major wiring outlay when equipment is not in use. No longer is the proper shutdown of equipment left to chance; now power is conserved when consumption falls below a defined threshold. The effectiveness of this system exceeds the savings possible with master-and-slave power strips, since practically no standby current is drawn by the master device and power consumption during non-use hours is exactly zero. The automatic switchoff device thus saves some 70 euros annually in standby power.

Max. 16A/230V~

Art. no. | Version

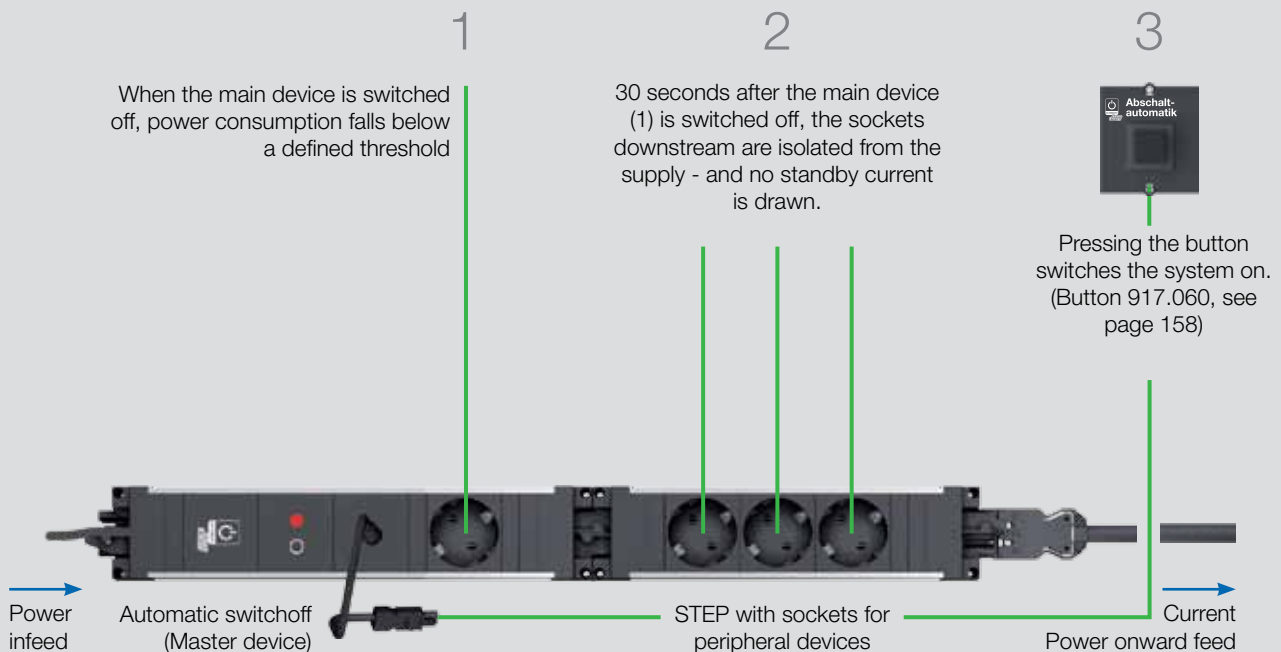
**STEP ALU, automatic switchoff, GST18, max. 16 A / 230 V ~ / 3680 W**

**Length: approx. 263 mm**



- 906.005 · Anodised aluminium profile, 1 U
- 1 automatic switchoff unit with adjustable threshold
- Power input: GST18i3 plug, black
- Power outlet: GST18i3 socket, black
- Incl. safety plug catch

## How the automatic switchoff works





Suitable mountings on page 156



## Tradesman's strips: robust professional quality

- Separate earth conductor of up to 4 mm<sup>2</sup> connects directly
- Easily accessible terminal to allow other conductor lengths to be connected
- End caps with additional screw holes for mounting on different profiles (T-slot or upright)
- Outlet sockets set at 90° with 15 mm additional spacing - ideal for mains plugs with large housings
- 2.0 m cable, H05VV-F 3G 1.50 mm<sup>2</sup> with right-angle earthed plug

Art. no. | Version  


Tradesman's strip, sockets set at 90°, max. 16 A / 230 V ~ / 3680 W	
Without switch	
300.000	· 6 socket outlets with earthing contact, set at 90°
300.001	· 9 socket outlets with earthing contact, set at 90°
300.002	· 12 socket outlets with earthing contact, set at 90°
With switch, 2-pole, green, illuminated	
300.003	· 6 socket outlets with earthing contact, set at 90°
300.004	· 9 socket outlets with earthing contact, set at 90°
300.005	· 12 socket outlets with earthing contact, set at 90°



## Power strip for horizontal mounting

- Combination of sockets and various custom modules (see page 158)
- Can be mounted on T-slot profiles and upright profiles of various manufacturers with the metal mounting brackets provided, but fully insulated from the socket profile (ESD-capable)
- Power infeed direct to mains input via supply cable (see page 159) or via feed modules (see from page 149)

Art. no. | Version

Universal ALU, 2 x switch, 6 x earthed socket, max. 16 A / 230 V ~ / 3680 W		Length: approx. 920 mm	CUSTOM
906.039	<ul style="list-style-type: none"> <li>· Anodised aluminium profile, &gt;1 U</li> <li>· 1 switch, green, 2-pole, controls sockets</li> <li>· 3 socket outlets with earthing contact, black, set at 35°</li> <li>· 5 custom module covers, blank</li> <li>· 3 socket outlets with earthing contact, black, set at 35°</li> <li>· 1 switch, red, 2-pole, controls power outlet</li> <li>· Power input: GST18i3 plug, black</li> <li>· Incl. safety plug catch</li> </ul>		



## TWIN: for workstations requiring a large number of sockets

- Compact dimensions thanks to arrangement of sockets on 2 profile tracks
- Can be mounted on T-slot profiles and upright profiles of various manufacturers with the metal mounting brackets provided, but fully insulated from the socket profile (ESD-capable)
- Strips can optionally be fitted with data or media technology modules (from page 158)
- Power infeed direct to mains input via supply cable (see page 159) or via feed modules (see from page 149)

Art. no. | Version

Universal ALU, 10 x earthed socket, max. 16 A / 230 V ~ / 3680 W		Length: approx. 366 mm	CUSTOM
922.014	<ul style="list-style-type: none"> <li>· Anodised aluminium profile, &gt;1 U</li> <li>· 2 x 5 socket outlets with earthing contact, set at 35°</li> <li>· 2 custom module covers, blank</li> <li>· Power input: 0.1 m H05VV-F 3G 1.50 mm<sup>2</sup> black, with GST18i3 plug</li> <li>· Incl. 4 mounting brackets 940.096 (see page 144)</li> </ul>		



Suitable mountings on page 156

# Fixings - suitable for all systems



Mountings for the **FACTORY** and **STEP** ranges of power strip onto T-slot profiles, upright profiles and tabletops.

- ESD-compatible mountings
- Simple to fit, can be flexibly swapped
- Use standard M8 or M6 screws and ordinary tools

## Fixing accessories for Bachmann PDUs



Art. no. | Version

### Plastic bracket set for Factory, Step and Universal power strips

Plastic

- 509.000
- Plastic bracket set:
  - Holes for M8 and M6 bolts
  - Colour RAL7035 light grey



### Stainless steel

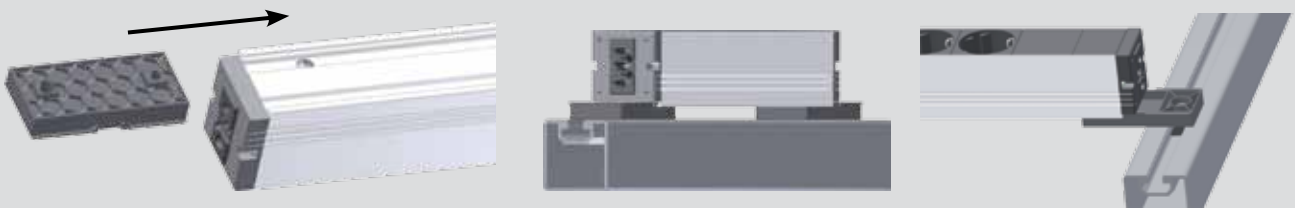
mounting bracket

- 940.096
- Inserts into rear of Factory and Step profiles and in end cap of Universal
  - Ideal when using power strips with data connections (data and media cables exit from rear)
  - 2 items, packed in polythene



### Bolts

- 509.015
- For 10 mm T-slot profile
- Contents:
- 2 M6 x 16 bolts DIN 7984-8.8
  - 2 U-washers for M6 (D6.4), zinc-plated
  - 2 T-slot nuts M6, zinc-plated




Plastic brackets allow versatile mounting on T-slot or upright profiles. The brackets are inserted into the profile groove on the rear of the strip. Suitable for power strips in the **FACTORY** and **STEP** series.



Use of brackets with **STEP** power strips, 36 mm in height.

No ESD capability specified.



Use of bracket with **UNIVERSAL** power strips. The bracket simply slots into the **UNIVERSAL** end cap and can be fixed in various positions.

# DESK - versatile tabletop power strip

**DESK power strips as tabletop units for workstations, letting you combine power outlets with data and media technology modules**

- Combine power outlets with data and media modules
- Sockets and power outlets can be switched off to save energy
- Mounts on tabletop workstations with screws or brackets (available separately)
- Strips can optionally be fitted with data or media technology modules (see from page 158)
- Power infeed direct to mains input via supply cable (see page 159) or via feed modules (see from page 149)



Rear

Max. 16A/230V~



Art. no. | Version

**DESK 1 x switch, 3 x earthing contact, max. 16 A / 230 V ~ / 3680 W** Length: approx. 268 mm

- 339.1001
- Anodised aluminium profile, socket outlets black
  - 1 switch, green, 2-pole, illuminated, controls sockets
  - 3 socket outlets with earthing contact, set at 35°
  - Power input: 3.0 m H05VV-F 3G 1.50 mm<sup>2</sup> black, with right-angle earthed plug
  - incl. standard brackets



**DESK 1 x switch, 3 x earthing contact, GST18, max. 16 A / 230 V ~ / 3680 W** Length: approx. 368 mm **CUSTOM**

1 x custom module

- 902.017
- Anodised aluminium profile, socket outlets black
  - 1 switch, green, 2-pole, illuminated, controls sockets and power outlet
  - 3 socket outlets with earthing contact, set at 35°
  - 1 custom module cover, blank
  - Power input: GST18i3 plug, black
  - Power outlet: GST18i3 socket, black
  - Brackets not included (available separately)



**DESK 1 x switch, 3 x earthing contact, GST18, max. 16 A / 230 V ~ / 3680 W** Length: approx. 409 mm **CUSTOM**

2 x custom module

- 902.018
- Anodised aluminium profile, socket outlets black
  - 1 switch, green, 2-pole, illuminated, controls sockets and power outlet
  - 3 socket outlets with earthing contact, set at 35°
  - 2 custom module covers, blank
  - Power input: GST18i3 plug, black
  - Power outlet: GST18i3 socket, black
  - Brackets not included (available separately)



**DESK standard brackets** for tabletop thicknesses up to 50 mm

- 930.120
- Anodised aluminium, thickness approx. 9 mm
  - Contents:
    - 2 support brackets, anodised aluminium
    - 2 M5 x 60 mm Allen bolts



**DESK end cap screws** for tabletop thicknesses over 15 mm

- 930.183
- 2 Spax screws, 5 x 90 mm incl. brass threaded sleeve



# Custom modules – for networks, media and programming

Bachmann custom modules are the central building blocks for network, media or programming connections, and fit easily and flexibly into power strip units with custom module covers.



- Flexibly interchangeable modules
- Simple to connect using socket/socket versions and connecting cables
- Can be purchased as a kit
- Can be fitted or replaced later
- Warranty is not affected by fitting/replacement since each frame is insulated separately
- Screws and frames are designed for approx. 10 bolting cycles
- Bolts = Torx T6      **For other versions see page 66**

Art. no.

**Module 2 x keystone**

917.000

· Module, black, accepts 2 data sockets with keystone fitting

**Module 1 x keystone**

917.001

· Module, black, accepts 1 data socket with keystone fitting

**OWG-LC duplex keystone**

918.071

· OWG-LC duplex coupler  
· Keystone fixing  
· Suitable for modules 917.000 and 917.001

**OWG-SC keystone**

918.072

· OWG-SC coupler  
· Keystone fixing  
· Suitable for modules 917.000 and 917.001

**PS2 mouse + keyboard**

917.031

· Front: PS2 MiniDin socket (mint green for mouse and lilac for keyboard)  
· Rear: PS2 MiniDin socket (mint green for mouse and lilac for keyboard)

**Button for automatic switchoff**

917.060

· Front: Button, black, for automatic switchoff unit  
· Rear: 1.0 m H05VV-F 2 x 0.75 mm<sup>2</sup> black with Wieland GST 15i2 connector  
· Use in any socket unit with custom modules

Art. no.

**CAT6 coupling socket/socket**

940.044

· Type: BTR E-DAT  
· Front: RJ45 (keystone fixing)  
· Rear: RJ45 (E-DAT mounting)  
· Shielded  
· Suitable for modules 917.000 and 917.001

**CAT5e coupling socket/socket**

940.057

· Front: RJ45 (keystone fixing)  
· Rear: RJ45 (keystone fixing)  
· Shielded  
· Suitable for modules 917.000 and 917.001

**ISDN RJ12 socket/socket**

940.085

· Front: RJ 12 (keystone fixing)  
· Rear: RJ 12 (keystone fixing)  
· Unshielded  
· Suitable for modules 917.000 and 917.001

**CAT6a 10 GB patch cable plug/socket 3.0 m**

918.033

· Front: Socket RJ45 CAT6a TKM 10 GB  
· Cable, black, with RJ45 plug  
· Shielded  
· Suitable for modules 917.000 and 917.001

**BNC R/G/B**

917.090

· Front + rear: BNC R/G/B socket

**RS232**

917.012

· Front + rear: 9-pole RS232 socket

# Supply cables and distributors



For supplying or linking multiple power strips we offer cables featuring the Wieland GST18 connectors that are used worldwide.

- Prefabricated cables in various lengths
- Plug connectors conforming to world standards, contact-protected
- With mandatory latching to power strips
- Connect to power strips without tools
- Can subsequently be removed
- Power input can be earthed via the separate earthing connection on device supply cables 375.115 – 375.117



Art. no. | Length | Version

Device supply cable, GST18/earthing contact		
With extra earth connection		
375.115	2.0 m	· Cable: H05VV-F 3G 1.50 mm <sup>2</sup>
375.116	3.0 m	· End 1: Right angle plug with earthing contact
375.117	5.0 m	· End 2: Wieland GST18i3 socket with 0.3 m 2.5 mm <sup>2</sup> green/yellow, with M6 ring terminal



Device supply cable, GST18/earthing contact		
375.000	1.5 m	· Cable: H05VV-F 3G 1.50 mm <sup>2</sup>
375.075	2.0 m	· End 1: Right angle plug with earthing contact
375.003	3.0 m	· End 2: Wieland GST18i3 socket
375.005	4.0 m	
375.007	5.0 m	
375.039	10.0 m	




Device extension cable, GST18/GST18		
375.050	0.3 m	· Cable: H05VV-F 3G 1.50 mm <sup>2</sup>
375.053	1.0 m	· End 1: Wieland GST18i3 plug
375.038	2.0 m	· End 2: Wieland GST18i3 socket
375.055	3.0 m	



Tapping cable, GST18/earthing contact coupling		
Extends length from - to		
375.097	0.5-2.5 m	· Spiral device extension cable
375.098	1.0-5.0 m	· Cable: H07BQ-F 3G 1.50 mm <sup>2</sup> orange · End 1: Wieland GST18i3 plug · End 2: Earth contact coupling, black



Multipliers		
For power distribution		
375.101	1 x input, 1 x outlet (1)	· Input: 3-pole plug
375.102	1 x input, 2 x outlet (2)	· Output: 3-pole socket
375.105	1 x input, 3 x outlet (3)	



Through-wired for 3-phase power, 5 and 3-pole		
375.106	1 x input, 1+6 x outlet	· Input: 1 x plug, 5-pole · Output: 1 x socket, 5-pole 6 x 3-pole socket per outer conductor



Coupler		
No interlock		
375.500	GST input/GST outlet	· For simple connecting of e.g. two Factory power strips



## FACTORY LIGHT – good light for assembly workstations

Good lighting facilitates productivity and wellbeing. To meet the particular lighting requirements of assembly workstations, our collaboration with Siteco has developed highly specific lamp systems. These lamp types, for mounting horizontally above the work area or vertically on an upright profile, create bright light over a wide area of the workstation. Depending on specific requirements the lamps may be used singly or in combination. The outrigger lamp, for fitting to a vertical upright profile (770.000) can also be rotated and swivelled, allowing adjustment of the beam angle to the specific needs of the employees and the task. It offers the best conditions for absolutely glare-free light, facilitating efficient work and low fatigue levels. Both models use fluorescent light sources, anodised louvres and electronic ballast units to offer maximum effectiveness and maximum energy savings.

Art. no. | Version

### SITECO assembly area outrigger lamp

Length: 610 mm, width: 125 mm

- |         |  |
|---------|--|
| 770.000 | <ul style="list-style-type: none"> <li>· Lamp in aluminium profile, RAL9006, matt</li> <li>· Incl. 1 x TC-L 36W / 840 light source</li> <li>· Electronic ballast to minimise power loss</li> <li>· Aluminium specular louvre, satin anodised, for high lighting comfort and high efficiency</li> <li>· Mounts on vertical profile frames</li> <li>· Outrigger arm turns through 360° and swivels through 180°, so can be set up individually</li> <li>· Can be mounted without opening lamp</li> <li>· GST 18/3 power input</li> </ul> |
|---------|--|



### SITECO assembly area horizontal mounting lamp

Length: 899 mm, width 87 mm (incl. fixing bracket 126 mm)

- |         |  |
|---------|--|
| 770.001 | <ul style="list-style-type: none"> <li>· Lamp in aluminium profile, RAL9006, matt</li> <li>· Incl. 1 x T16 39W / 840 light source</li> <li>· Electronic ballast to minimise power loss</li> <li>· Aluminium specular louvre, satin anodised, for high lighting comfort and high efficiency</li> <li>· CRF (contrast rendering factor) louvre to avoid reflected glare</li> <li>· Mounts on horizontal roof section</li> <li>· Can be mounted without opening lamp</li> <li>· GST 18/3 power input + power output with 3-pole through wiring</li> </ul> |
|---------|--|



#### Note

These lamps should be operated via BACHMANN FACTORY power strips with switched power outlets (see pages 146) or any other external switch. They have no built-in switch of their own.

Eulumdat data is available on request.

## FACTORY SPOTLIGHT – light exactly where you need it

There are certain situations in which a particularly high brightness of light on the workpiece is essential. The LED flexible arm lamp (770.002) allows you to match the light intensity and angle of illumination quickly and flexibly to any work situation. The high-quality flexible tube allows quick and precise positioning of the lamp head. Thanks to the use of LEDs this remains considerably cooler than a 20 W halogen lamp, yet is brighter than a 35 W halogen lamp. Where there is a particular need for illumination of a specific area, our LED flexible arm lamp forms the ideal complement to wide-area workplace illumination (see FACTORY LIGHT 770.000 + 770.001).

Art. no. | Version

### Flexible-arm LED lamp for assembly areas

- 770.002
- High-performance lamp head with 3 x 3 W POWER LED, cool white, 30° beam angle
  - Up to 60 000 operating hours (designed for continuous use)
  - Illuminance 5000 lux at distance of 0.5 m
  - Luminous flux 600 lumens
  - Lamp head IP 64 protected (against dust and splashwater)
  - Special mounting bracket for fitting to T-slot profiles of various manufacturers
  - External LED operating unit (IP 20) with GST 18/3 power connection
  - Flexible arm length 500 mm, lamp head diameter 75 mm



## Cost comparison of LED lamp with conventional lighting

Type	LED lamp	Incandescent lamp	Halogen lamp
Acquisition costs of lamp in €	360.00	150.00	250.00
Cost of illuminant, each, in €	–	1.50	4.00
Lifetime of illuminant, hours	60 000	approx. 1000	approx. 2,000
Power consumption	9 W	60 W	20 W
Illuminant costs after 60 000 operating hours, in €	–	90.00	120.00
Energy consumption after 60 000 operating hours, in kWh	540	3600	1200
Costs (approx. 0.20 €/kWh)	108.00	720.00	240.00
Total costs after 60 000 operating hours, in €	468.00	960.00	610.00

Calculated for 60 000 operating hours



# IT power distribution

INTRODUCTION / APPLICATION EXAMPLES . . . .164

POWER DISTRIBUTION UNIT 1 U . . . . .176

Power supply for 19" data racks

POWER DISTRIBUTION UNIT > 1 U . . . . .188

Power supply for 19" data racks

BLUENET . . . . .192

Intelligent power supply system for 19" data racks


**BlueNet**  
*Efficient Power Management*



**POWER UNIT** **NEW** .....204  
Intelligent power supply system for 19" data racks

**CEE OUTLET BOX** **NEW** .....206  
Intelligent power supply system for 19" data racks

**ACCESSORIES** **NEW** .....208





# IT POWER DISTRIBUTION

Systematic Bachmann IT power distribution

Forty years of experience in developing, manufacturing and distributing power distribution solutions. True to this history, BACHMANN is synonymous with high-quality and innovative electronics and high measurement accuracy, packaged in extremely robust aluminium housings.

We provide solutions in IT energy distribution. Our intelligent and modular product range provides great peace of mind. The PDU Basic power distribution unit and Bachmann's BlueNet products meet all key requirements for future-proofed, highly efficient energy distribution, especially for data centres.

Bachmann power distribution provides various solutions for this sector:

- New and intelligent energy distribution systems
- Upgrading of existing energy distribution systems
- Combination of existing PDUs and Bachmann power distribution products

# SAMPLE RACK CONFIGURATION

## Sample system

### IT PDU Basic 1 U

12 x IEC C320 C13 with interlock  
6 x socket outlet with earthing contact  
Split into 3 phases  
Art. no. 800.0109  
(See page 185)



### Supply A

16 A / 400 V / 50 Hz

### IT PDU Basic 1 U

12 x IEC C320 C13 with interlock  
6 x socket outlet with earthing contact  
Split into 3 phases  
Art. no. 800.0109  
(See page 185)



### Supply B

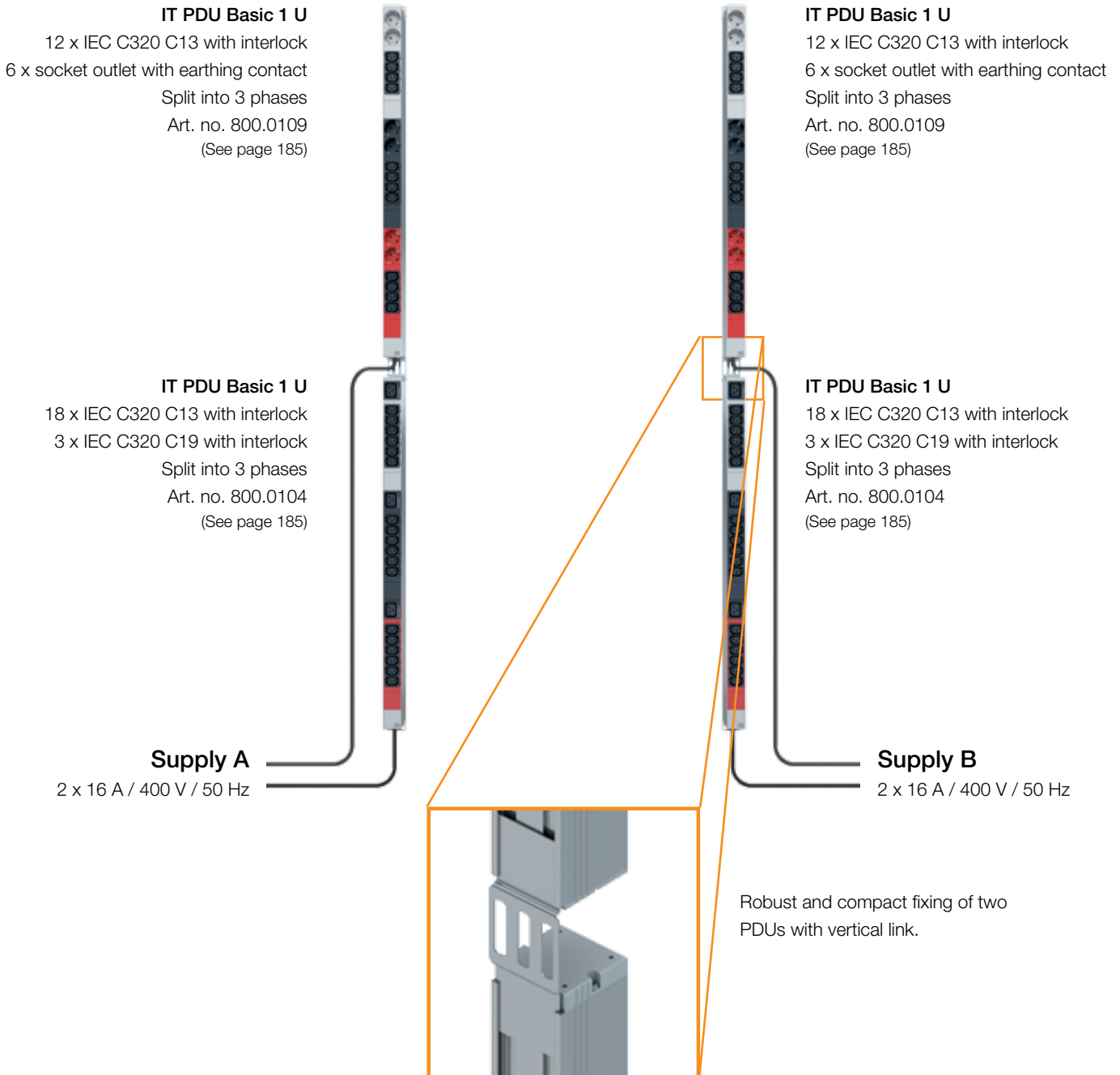
16 A / 400 V / 50 Hz

#### The advantages at a glance

- High packing density (48 A / PDU)
- Space-saving (depth: 47 mm)
- Also fits in small racks
- Good availability (N +1 redundancy)
- C13 lockable sockets
- Phases identified by colour

# SAMPLE RACK CONFIGURATION

## Sample system

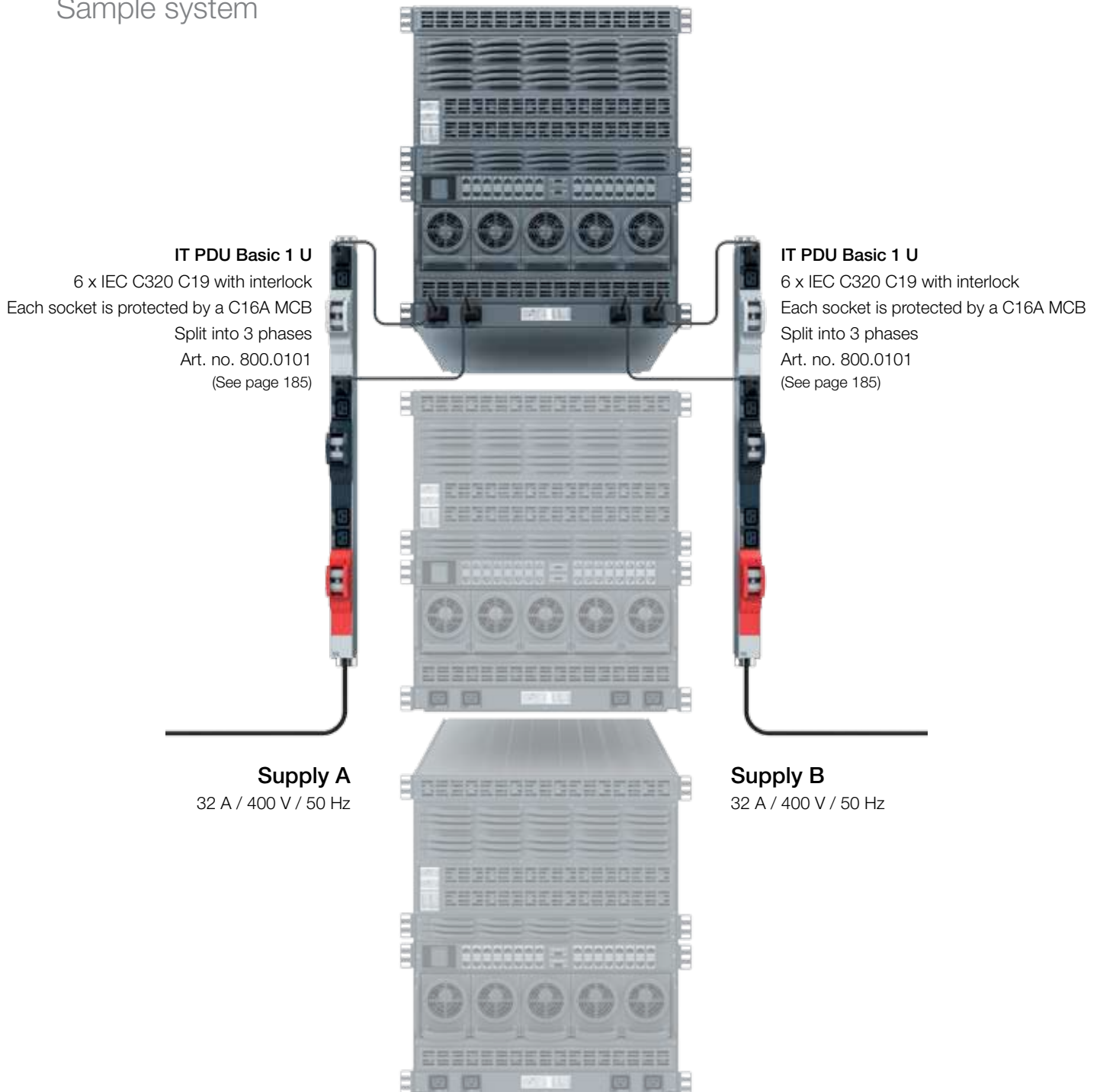


### The advantages at a glance

- Very high packing density (96 A per side)
- Very good MTTR (mean time to repair)
- Space-saving (depth: 47 mm)
- Maximum availability thanks to complete physical and electrical isolation
- Lockable C13 and C19 sockets
- Phases identified by colour

# BLADE CENTER RACK

Sample system



## The advantages at a glance


- Little wiring work required
- Fuse protection in rack with protection against accidental switching
- Selective protection structure
- Redundant power supply specially designed for high power ratings (22 kW per PDU)
- Compact PDU construction



# UPGRADE SOLUTION

Sample system

PDU already installed



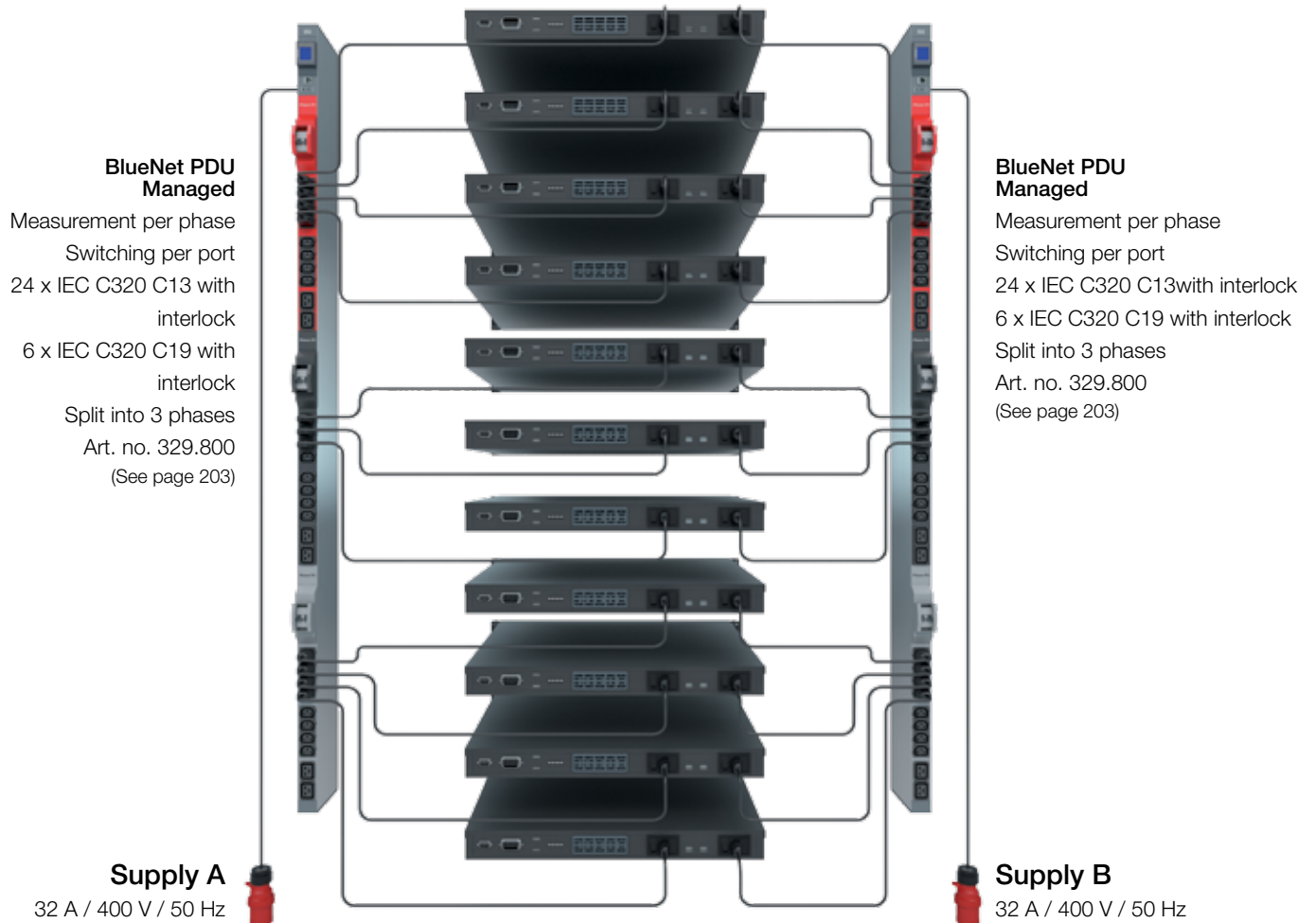
## The advantages at a glance

- Easy to upgrade using plug connector
- Phase-level monitoring (current, voltage, power, power factor)
- Monitoring of neutral conductors
- Integrated Ethernet interface
- Interface for external temperature and humidity sensors
- OLED display rotatable by software
- Upgrade modules up to 32 A depending on version



# INTELLIGENT PDU CONCEPT

## Sample system

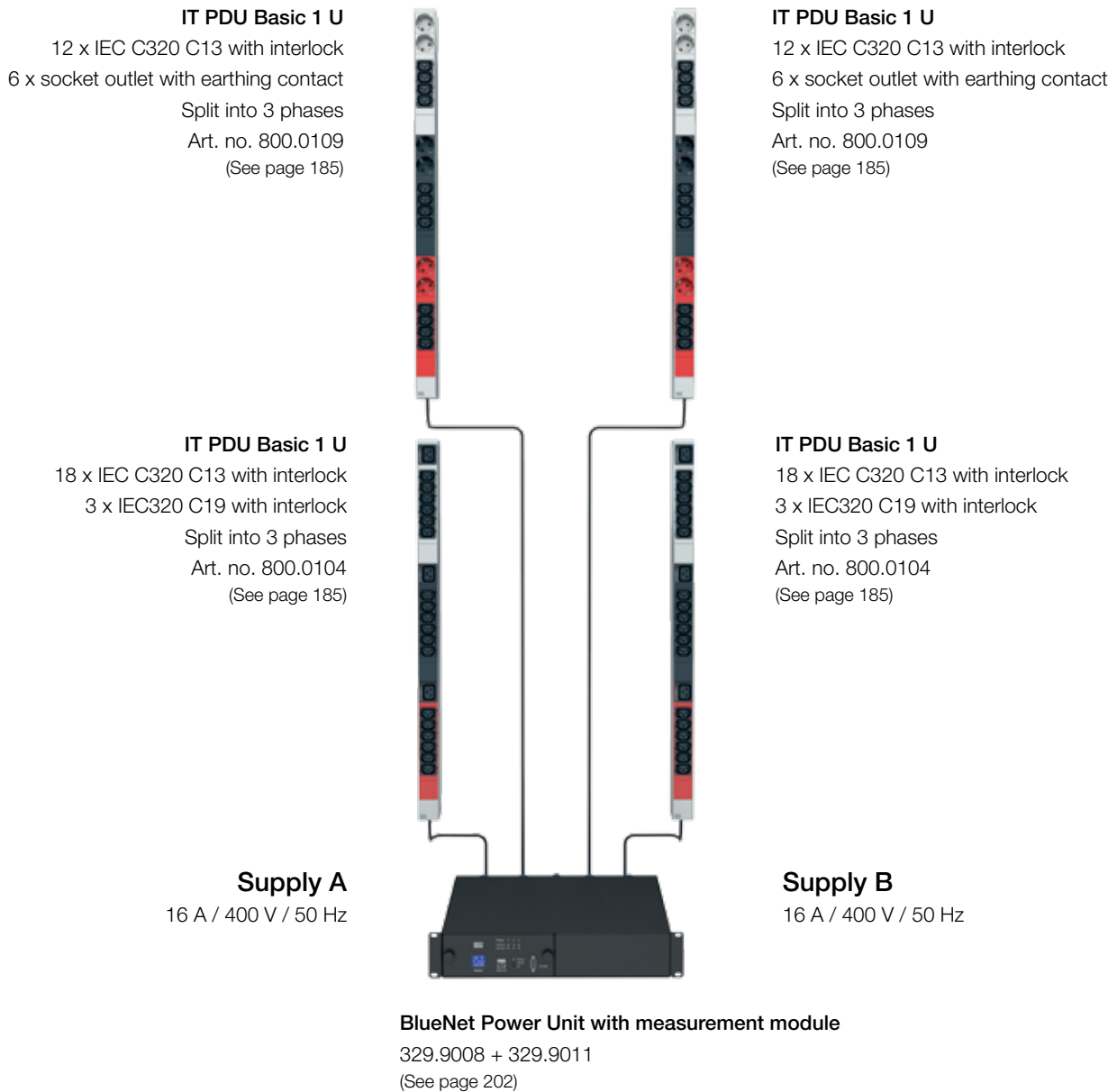


### The advantages at a glance

- System with N + 1 redundancy
- Very high packing density (96 A per side)
- Integrated measurement of current, voltage, frequency, power factor, effective power and energy
- Switching per socket outlet
- MCBs split 32 A per phase over two blocks of 16 A each
- Integrated Ethernet interface

# MODULAR POWER DISTRIBUTION

## Sample system



### The advantages at a glance

- Two galvanically isolated infeeds, 400 V / 16 A / 50 Hz each
- Up to four multiple-socket outlets can be connected
- Measurement module can be swapped during operation (plug-and-play)
- Integrated power metering
- Ethernet interface with integral web server
- Excellent value for money
- Modest space requirement (2 U)

# MODULAR POWER DISTRIBUTION

## Sample system

### BlueNet PDU Switched

Switching per port  
12 x IEC320 C19  
Split into three phases  
Art. no. 329.704  
(See page 202)



### BlueNet PDU Switched

Switching per port  
12 x IEC320 C19  
Split into three phases  
Art. no. 329.704  
(See page 202)

### Supply A

32 A / 400 V / 50 Hz

### Supply B

32 A / 400 V / 50 Hz

### BlueNet Power Unit with measurement module

329.9012 + 329.9011

(See page 202)

#### The advantages at a glance

- Combines ideally with switchable PDUs
- Separate Ethernet interfaces for measurement and switching electronics
- Two galvanically isolated infeeds, 400 V / 32 A / 50 Hz each
- Up to two multiple-socket outlets can be connected
- Measurement module can be swapped during operation (plug-and-play)
- Integrated power metering
- Ethernet interface with integral web server
- Excellent value for money
- Modest space requirement (2 U)

# MODULAR POWER DISTRIBUTION

## Sample system

**2 x IT PDU Basic 1 U**  
 36 x IEC C320 C13 with interlock  
 Split into 3 phases  
 Art. no. 800.0102  
 (See page 185)



**2 x IT PDU Basic 1 U**  
 36 x IEC C320 C13 with interlock  
 Split into 3 phases  
 Art. no. 800.0102  
 (See page 185)

**Supply A**  
 32 A / 400 V / 50 Hz

**Supply B**  
 32 A / 400 V / 50 Hz

**BlueNet Power Unit with measurement module**  
 329.9012 + 329.9011  
 (See page 202)

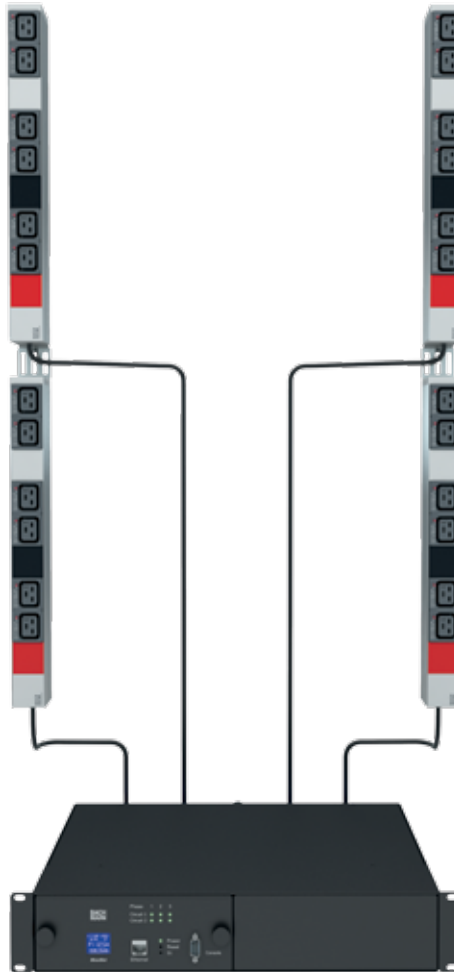
### The advantages at a glance

- Ideal for combination with PDUs with built-in MCB C16 A circuit breakers
- Cabling and installation kept to a minimum with 400 V / 32 A supply cables
- Two galvanically isolated infeeds, 400 V / 32 A / 50 Hz each
- Up to four multiple-socket outlets can be connected
- Measurement module can be swapped during operation (plug-and-play)
- Integrated power metering
- Ethernet interface with integral web server
- Excellent value for money
- Modest space requirement (2 U)

# MODULAR POWER DISTRIBUTION

## Sample system

**IT PDU Basic 1 U**  
6 x IEC C320 C19 with interlock  
Split into 3 phases  
Art. no. 800.0111  
(See page 185)



**IT PDU Basic 1 U**  
6 x IEC C320 C19 with interlock  
Split into 3 phases  
Art. no. 800.0111  
(See page 185)

**Supply A**  
16 A / 400 V / 50 Hz

**Supply B**  
16 A / 400 V / 50 Hz

**BlueNet Power Unit with measurement module**  
329.9013 + 329.9011  
(See page 202)

### The advantages at a glance

- Ideal for combination with blade PDUs
- Two galvanically isolated infeeds, 400 V / 16 A / 50 Hz each
- Up to four multiple-socket outlets can be connected
- Measurement module can be swapped during operation (plug-and-play)
- Integrated power metering
- Ethernet interface with integral web server
- Excellent value for money
- Modest space requirement (2 U)

# MODULAR POWER DISTRIBUTION FOR BLADE CENTER

Sample system



**BlueNet Power Unit with measurement module**

Art. no. 329.9015 and 329.9010  
(See page 205)

**Supply A**

16 A / 400 V / 50 Hz

**BlueNet Power Unit with measurement module**

Art. no. 329.9015 and 329.9010  
(See page 205)

**Supply B**

16 A / 400 V / 50 Hz



**BlueNet Power Unit with measurement module**

Art. no. 329.9015 and 329.9010  
(See page 205)

**Supply A**

16 A / 400 V / 50 Hz

**BlueNet Power Unit with measurement module**

Art. no. 329.9015 and 329.9010  
(See page 205)

**Supply B**

16 A / 400 V / 50 Hz

## The advantages at a glance

- Up to four consumers can be directly connected via C19 plugs
- Ideal for combination with blade PDUs or a smaller number of servers in the rack
- Two galvanically isolated C20 infeeds, 400 V / 16 A / 50 Hz each
- Measurement module can be swapped during operation (plug-and-play)
- Integrated power metering
- Ethernet interface with integral web server
- Excellent value for money
- Modest space requirement (2 U)



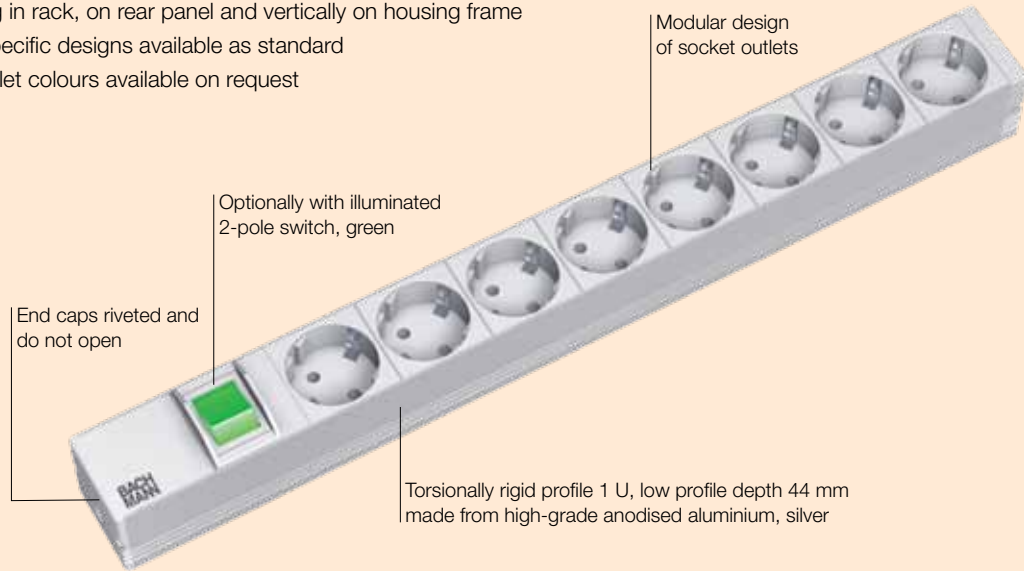




## IT PDU 1 U

### 19" IT PDU Basic (230 V / 50 Hz)

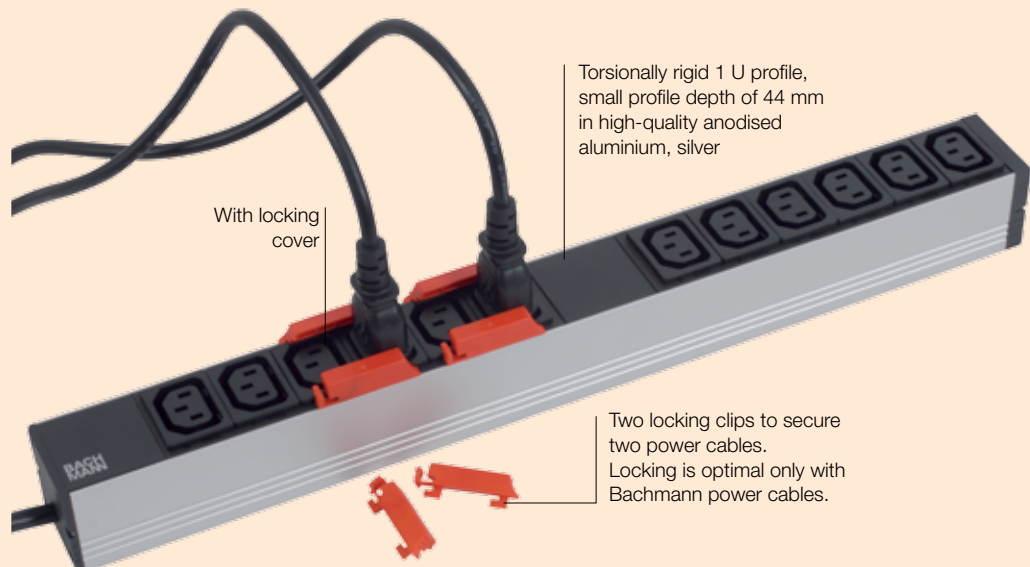
- Power supply for 19" data racks
- Universal bracket for mounting in 19" data rack
- Flexible positioning in rack, on rear panel and vertically on housing frame
- Various country-specific designs available as standard
- Various socket outlet colours available on request



## IEC LOCKABLE

### 19" IT PDU Basic (230 V / 50 Hz)

- Power supply for 19" data racks with lockable IEC socket outlets
- Locking clips to prevent accidental disconnection
- Various socket outlet colours available on request

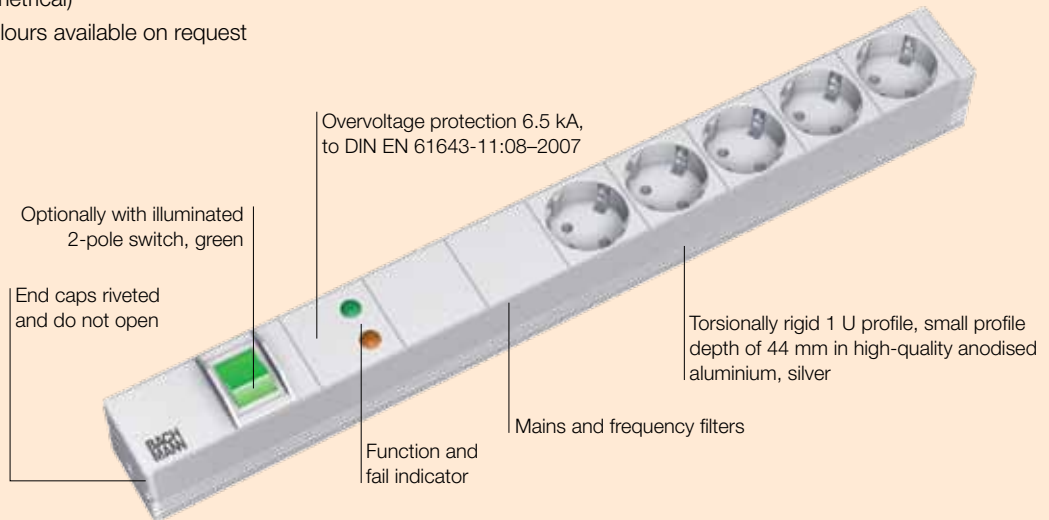


Mounting brackets included with all PDUs.

# OVERVOLTAGE PROTECTION

## 19" IT PDU Basic (230 V / 50 Hz)

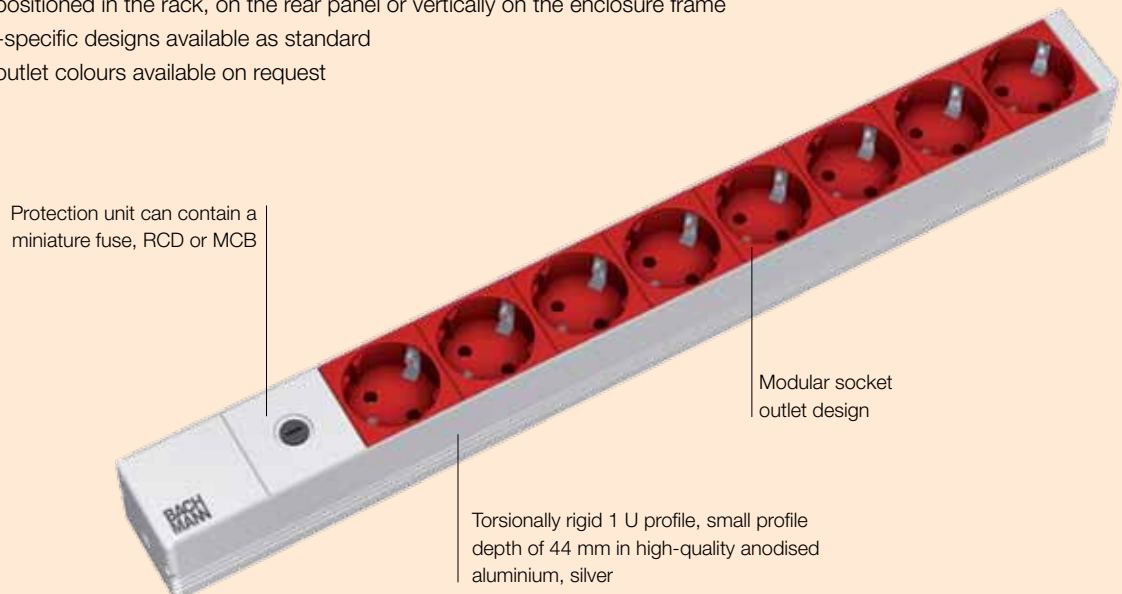
- Power supply for 19" data racks with built-in protection functions
- Overvoltage protection against current peaks on a 230V mains power supply
- Mains and frequency filters to attenuate high-frequency interference (symmetrical and asymmetrical)
- Various socket outlet colours available on request



# PROTECTION

## 19" IT PDU Basic (230 V / 50 Hz)

- Power supply for 19" data racks with built-in fuses
- Universal bracket for mounting in 19" data rack
- Can be flexibly positioned in the rack, on the rear panel or vertically on the enclosure frame
- Various country-specific designs available as standard
- Various socket outlet colours available on request



Mounting brackets included with all PDUs.



# IT PDU BASIC 1 U

Power distribution units 230 V / 50 Hz

With its IT-PDU 1 U, Bachmann provides a huge choice of PDUs in a high-quality aluminium profile. With their extremely compact size of just 1 U in height, 44 mm in depth and 19" in width, the PDUs can be easily integrated in your IT rack. Their multi-functional mounting brackets allow the units to be mounted in various ways (e.g. inwardly recessed). Our high quality standards ensure that the contact is reliable.

19" IT PDU Basic (230 V / 50 Hz)

For description, see page 176

Art. no.	Version	Colour (plastic / profile)
<b>19" IT PDU Basic</b>		
Without switch, 2.0 m H05VV-F 3G 1.50 mm <sup>2</sup> , black, with right angle plug with earthing contact		
333.401	9 socket outlets with earthing contact, light grey	light grey / silver
333.506	9 socket outlets with earthing contact, light grey	black / black
333.539	9 IEC320 non-heating appliance socket outlets C13 black	light grey / silver
333.616	12 IEC320 non-heating appliance socket outlets C13 black	black / black
Without switch, 2.0 m H05VV-F 3G 1.50 mm <sup>2</sup> , black, with IEC320 C20 plug		
333.815	8 IEC320 non-heating appliance socket outlets C19 black	light grey / silver
Without switch, without supply cable, rewirable with terminal block		
333.416	8 socket outlets with earthing contact, light grey	light grey / silver
333.830	12 IEC320 non-heating appliance socket outlets C13 black	black / black
With switch, 2.0 m H05VV-F 3G 1.50 mm <sup>2</sup> , black, with right angle plug with earthing contact		
333.400	8 socket outlets with earthing contact, light grey	light grey / silver
333.505	8 socket outlets with earthing contact, light grey	black / black



LOCKABLE



LOCKABLE

19" IT PDU overvoltage protection (230 V / 50 Hz)

For description, see page 177

Art. no.	Version	Colour
<b>19" IT PDU Basic with overvoltage protection</b>		
Without switch, 2.0 m H05VV-F 3G 1.50 mm <sup>2</sup> , black, with right angle plug with earthing contact		
333.404	8 socket outlets with earthing contact grey	light grey / silver
333.534	8 socket outlets with earthing contact, black	black / black
With switch, 2.0 m H05VV-F 3G 1.50 mm <sup>2</sup> , black, with right angle plug with earthing contact		
333.405	7 socket outlets with earthing contact, light grey	light grey / silver
333.535	7 socket outlets with earthing contact, black	black / black
<b>19" IT PDU Basic with overvoltage protection + mains and frequency filters</b>		
Without switch, 2.0 m H05VV-F 3G 1.50 mm <sup>2</sup> , black, with right angle plug with earthing contact		
333.402	6 socket outlets with earthing contact, light grey	light grey / silver
333.536	6 socket outlets with earthing contact, black	black / black
With switch, 2.0 m H05VV-F 3G 1.50 mm <sup>2</sup> , black, with right angle plug with earthing contact		
333.403	5 socket outlets with earthing contact, light grey	light grey / silver
333.537	5 socket outlets with earthing contact, black	black / black
<b>19" IT PDU Basic mains and frequency filters</b>		
Without switch, 2.0 m H05VV-F 3G 1.50 mm <sup>2</sup> , black, with right angle plug with earthing contact		
333.406	7 socket outlets with earthing contact, light grey	light grey / silver



## 19" IT PDU Protection (230 V / 50 Hz)

For description, see page 177

Art. no.	Version	Colour (plastic / profile)
----------	---------	----------------------------

**19" IT PDU Basic with fusing**10 A miniature fuse, 2.0 m H05VV-F 3G 1.00 mm<sup>2</sup>, black, with IEC320 C14 plug

333.410 | 8 socket outlets with earthing contact, red | light grey / silver

333.538 | 8 socket outlets with earthing contact, red | black / black

10 A miniature fuse, 2.0 m H05VV-F 3G 1.50 mm<sup>2</sup>, black, with right angle plug with earthing contact

333.408 | 8 IEC320 non-heating appliance socket outlets C13 black | light grey / silver

10 A miniature fuse, 2.0 m H05VV-F 3G 1.00 mm<sup>2</sup>, black, with IEC320 C14 plug

333.540 | 8 IEC320 non-heating appliance socket outlets C13 black | light grey / silver

1 x residual current device, 16 A, tripping current 30 mA

333.411 | 6 socket outlets with earthing contact, light grey | light grey / silver

1 x MCB 16 A type B

333.412 | 6 socket outlets with earthing contact, light grey | light grey / silver



## Zero U-Space IT PDU Basic (230 V / 50 Hz)

Art. no.	Version	Colour (plastic / profile)
----------	---------	----------------------------

**Zero U-Space IT PDU Basic**Without switch, 2.0 m H05VV-F 3G 1.50 mm<sup>2</sup>, black, with right angle plug with earthing contact

333.413 | 12 socket outlets with earthing contact, light grey | light grey / silver



## 10" IT PDU Basic (230 V / 50 Hz)

Art. no.	Version	Colour (plastic / profile)
----------	---------	----------------------------

**IT PDU Basic**10 ", 2.0 m H05VV-F 3G 1.50 mm<sup>2</sup>, black, with right angle plug with earthing contact

333.417 | 3 socket outlets with earthing contact, light grey | light grey / silver

333.0122 | 4 socket outlets with earthing contact, light grey | light grey / silver



## 19" IT PDU Master + Slave (230 V / 50 Hz)

- Automatically isolates master device and all slave devices from supply once master device is shut down/switched off
- Automatically switches on master device and all slave devices once master device has been switched on
- Integral LED indicates switching status

Art. no.	Version	Colour (plastic / profile)
----------	---------	----------------------------

**19" IT PDU Master + Slave**2.0 m H05VV-F 3G 1.50 mm<sup>2</sup>, black, with right angle plug with earthing contact

333.407 | 1 + 4 socket outlets with earthing contact, light grey | light grey / silver



## 19" fuse box (32 A / 400 V / 50 Hz)

- Space-saving option of splitting a 32 A / 400 V infeed between two 16 A / 400 V infeeds
- 6 x 16 A miniature circuit breakers, characteristic C

Art. no.	Version
----------	---------

**19" IT PDU fuse box**


Input: 32 A / 400 V CEE plug outlet: 2 x 16 A / 400 V coupling

800.0120 | 6 x 16 A miniature circuit breakers, characteristic C

**LOCKABLE****IEC320 C13 lockable**

Two locking clips to secure two power cables. Locking is optimal only with Bachmann power cables.

Connecting cables and locking clips can be found on page 209.

**IEC320 C19 with IEC lock**

The IEC lock system protects computers, as servers and electrical equipment can become accidentally disconnected due to vibrations.





# IT PDU BASIC 1U

## Country versions

### IT PDU Basic Switzerland

Art. no.	Version	Colour	Supply cable
----------	---------	--------	--------------

#### 19" IT PDU Basic Switzerland

##### Without switch

800.1259	8 x CH type 13 90°	black	2.0 m H05VV-F 3G 1.0 mm <sup>2</sup> with CH plug type 12
800.1262	8 x CH type 23 90°	black	3.0 m H05VV-F 3G 1.5 mm <sup>2</sup> with CH plug type 23

##### With switch

800.1263	7 x CH type 13 90°	black	2.0 m H05VV-F 3G 1.0 mm <sup>2</sup> with CH plug type 12
800.1264	7 x CH type 23 90°	black	3.0 m H05VV-F 3G 1.5 mm <sup>2</sup> with CH plug type 23

#### 19" IT PDU Basic overvoltage protection Switzerland

##### Without switch

800.1260	7 x CH type 13 90°	black	2.0 m H05VV-F 3G 1.0 mm <sup>2</sup> with CH plug type 12
800.1258	7 x CH type 23 90°	black	3.0 m H05VV-F 3G 1.5 mm <sup>2</sup> with CH plug type 23

#### 19" IT PDU Basic overvoltage protection + mains and frequency filters Switzerland

##### Without switch

800.1261	5 x CH type 13 90°	black	2.0 m H05VV-F 3G 1.0 mm <sup>2</sup> with CH plug type 12
800.1265	5 x CH type 23 90°	black	3.0 m H05VV-F 3G 1.5 mm <sup>2</sup> with CH plug type 23

### IT PDU Basic UK

Art. no.	Version	Colour
----------	---------	--------

#### 19" IT PDU Basic UK

##### Without switch, 2.0 m, H05VV-F 3G 1.5 mm<sup>2</sup> with UK plug

333.804	7 x UK 90° child-proof	grey
---------	------------------------	------

##### With switch, 2.0 m, H05VV-F 3G 1.5 mm<sup>2</sup> with UK plug


333.805	6 x UK 90° child-proof	grey
---------	------------------------	------





IT PDU Basic France 

Art. no.	Version	Colour
<b>19" IT PDU Basic France</b>		
Without switch, 2.0 m, H05VV-F 3G 1.5 mm <sup>2</sup> with right-angled earthing contact plug		
333.418	9 x UTE socket outlets	grey
Without switch, rewirable with terminal block		
333.819	8 x UTE socket outlets	grey
With switch		
333.419	8 x UTE socket outlets + switch	grey
<b>19" IT PDU Basic overvoltage protection France</b>		
Without switch, 2.0 m, H05VV-F 3G 1.5 mm <sup>2</sup> with right-angled earthing contact plug		
333.4061	8 x UTE socket outlets	grey
With switch, 2.0 m, H05VV-F 3G 1.5 mm <sup>2</sup> with right-angled earthing contact plug		
333.838	7 x UTE socket outlets	grey
<b>19" IT PDU Basic overvoltage protection + mains and frequency filters, France</b>		
Without switch, 2.0 m, H05VV-F 3G 1.5 mm <sup>2</sup> with right-angled earthing contact plug		
333.4063	6 x UTE socket outlets	grey
With switch, 2.0 m, H05VV-F 3G 1.5 mm <sup>2</sup> with right-angled earthing contact plug		
333.840	5 x UTE socket outlets	grey
<b>19" IT PDU Basic with fusing France</b>		
1 x residual current device, 16 A, tripping current 30 mA		
2.0 m H05VV-F 3G 1.5 mm <sup>2</sup> with right-angle earthed plug		
333.4065	6 x UTE socket outlets	grey
1 x MCB 16 A type B, 2.0 m, H05VV-F 3G 1.5 mm <sup>2</sup> with right-angled earthing contact plug		
333.4066	6 x UTE socket outlets	grey






# IT PDU BASIC 1U

Power distribution units 230 - 400 V / 50 Hz

Development of the IT PDU focused on space-saving PDU integration in the server rack with scope for modular expansion. The high-quality and very robust aluminium profile measures a compact 44 x 47 mm. The space-saving design therefore provides space for data cabling and ventilation for cooling the server rack. The IT PDUs can be linked together by a simple insertion mechanism, making it easy to combine various different plug versions.

19" IT PDU Basic (3 x 16 A / 400 V / 50 Hz)

Art. no.	Version	Dimensions
<b>19" IT PDU Basic</b>		
16 A, 3.0 m H05VV-F 5G 2.5 mm <sup>2</sup> with CEE plug 16 A red		
800.0111*	6 IEC320 C19 non-heating appliance socket outlets	482.6 x 44 x 47 mm
16 A, 3.0 m H05VV-F 5G 2.5 mm <sup>2</sup> with end sleeves		
800.0112*	6 IEC320 C19 non-heating appliance socket outlets	482.6 x 44 x 47 mm



800.0111

LOCKABLE

LOCKABLE

Zero U-Space IT PDU Basic (32 A / 230 V / 50 Hz)

With integrated MCBs

Art. no.	Version	Dimensions
<b>Zero U-Space IT PDU Basic</b>		
Without switch, 3.0 m H05VV-F 3G 4 mm <sup>2</sup> , grey, with CEE plug 32 A blue		
800.0119	20 IEC320 non-heating appliance socket outlets C13 black, 2 x C16A MCB	778 x 44 x 47 mm



LOCKABLE

Zero U-Space IT PDU Basic (3 x 16 A / 400 V / 50 Hz)

Art. no.	Version	Dimensions
<b>Zero U-Space IT PDU Basic 16 A</b>		
16 A, 3.0 m 5G 2.5 mm <sup>2</sup> with CEE plug 16 A red		
800.0104*	18 IEC320 C13 non-heating appliance socket outlets, 3 IEC320 C19 non-heating appliance socket outlets	821 x 44 x 47 mm
800.0105	18 IEC320 non-heating appliance socket outlets C13	821 x 44 x 47 mm
800.0107	15 socket outlets with earthing contact	821 x 44 x 47 mm
800.0109	12 IEC320 non-heating appliance socket outlets C13, 6 socket outlets with earthing contact	821 x 44 x 47 mm
16 A, 3.0 m 5G 2.5 mm <sup>2</sup> with end sleeves		
800.0106*	18 IEC320 non-heating appliance socket outlets C13	821 x 44 x 47 mm
800.0108*	15 socket outlets with earthing contact	821 x 44 x 47 mm
800.0110*	12 IEC320 non-heating appliance socket outlets C13, 6 socket outlets with earthing contact	821 x 44 x 47 mm



LOCKABLE

LOCKABLE


LOCKABLE

LOCKABLE

LOCKABLE

Zero U-Space IT PDU Basic (2 x 3 x 16 A / 400 V / 50 Hz)

Art. no.	Version	Dimensions
<b>Zero U-Space IT PDU Basic 16 A</b>		
Two separate power supply cables, 16 A, 3.0 m 5G 2.5 mm <sup>2</sup> with CEE plug 16 A red		
800.0113*	36 IEC320 non-heating appliance socket outlets C13, 12 socket outlets with earthing contact	1840 x 44 x 47 mm
800.0114*	48 IEC320 non-heating appliance socket outlets C13	1840 x 44 x 47 mm



LOCKABLE

LOCKABLE

Zero U-Space IT PDU Basic (3 x 32 A / 400 V / 50 Hz)

With integrated MCBs

Art. no.	Version	Protection	Dimensions
<b>Zero U-Space IT PDU Basic 32 A</b>			
32 A, 3.0 m 5G 4 mm <sup>2</sup> with CEE plug 32 A red			
800.0100	12 IEC320 C19 non-heating appliance socket outlets	6 x C16A miniature circuit-breakers	1075 x 44 x 47 mm
800.0101*	6 IEC320 C19 non-heating appliance socket outlets	6 x C16A miniature circuit-breakers	820 x 44 x 47 mm
800.0102	36 IEC320 non-heating appliance socket outlets C13	6 x C16A miniature circuit-breakers	1586 x 44 x 47 mm
32 A, 3.0 m 5G 4 mm <sup>2</sup> with end sleeves			
800.0103*	36 IEC320 non-heating appliance socket outlets C13	6 x C16A miniature circuit-breakers	1586 x 44 x 47 mm



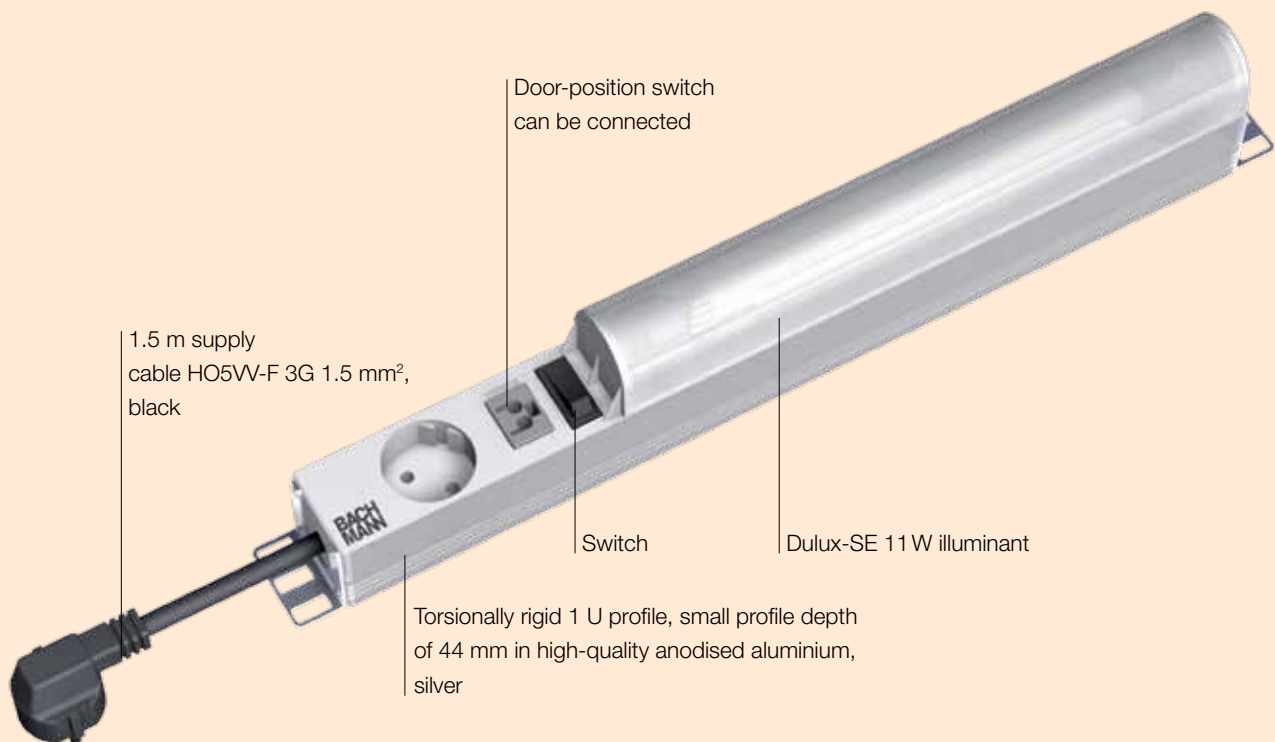
LOCKABLE

LOCKABLE

LOCKABLE

LOCKABLE

\* No storage type, delivery time available on request



# CABINET LIGHTING

1 U 19" lamp





## The advantages at a glance

- Lighting for 19" data racks
- With on/off switch
- With built-in socket recess in various country versions
- Electronic ballast unit
- Includes mounting bracket

Max. 16A/230V~

- Power input: 1.5 m H05VV-F 3G 1.50 mm<sup>2</sup>, black, moulded right-angle plug with dual earthing contact system, plastic, RAL7035, sealed riveted end caps, cannot be opened.


Art. no. | Version

19", 1 U lamp		Length: 438.5 mm
1 x switch		
755.000	· 1 socket outlet with earthing contact	
755.002	· 1 UTE socket outlet	
1 x switch, 1 x connection point for door-position switch		
755.001	· 1 socket outlet with earthing contact	
755.003	· 1 UTE socket outlet	



Mounting bracket set with door-position switch	
1 x door-position switch, 1 x fitting set, 1 x switch	
755.004	· Door position switch for 755.001





**Mounting brackets made from sheet steel:**  
4 adjustable screw fastenings, each can be rotated 90° degrees. Can be mounted vertically or horizontally.

# PDU > 1 U ALU

## Power distribution units

- Torsionally rigid profile > 1 U (52 mm), profile depth 44 mm
- Modular socket outlet design
- Standard socket colour white; other colours black, yellow, red, brown, blue and green also available
- Option including illuminated 2-way switch
- High-quality electronics components built in, e.g. overvoltage protection, mains and frequency filters
- Mounting brackets included

End caps riveted and do not open 

Power input: 2.0 m, H05VV-F 3G 1.50 mm<sup>2</sup> grey, with moulded right angle plug with dual earthing contact system, sockets white, set at 35°, mounting brackets included

Art. no. | Version

**19", 8 x earthing contact** **Length: 440 mm**

333.001 | · 8 socket outlets with earthing contact, white

**19", 7 x earthing contact** **Length: 440 mm**

1 x switch, green

333.000 | · 7 socket outlets with earthing contact, white  
· Switch, green

**19", 7 x earthing contact** **Length: 440 mm**

1 x overvoltage protection

333.004 | · 7 socket outlets with earthing contact, white  
· Overvoltage protection

**19", 6 x earthing contact** **Length: 440 mm**

1 x overvoltage protection, 1 x switch, green

333.005 | · 6 socket outlets with earthing contact, white  
· Switch, green  
· Overvoltage protection

**19", 5 x earthing contact** **Length: 440 mm**

1 x overvoltage protection + mains and frequency filters

333.002 | · 5 socket outlets with earthing contact, white  
· Overvoltage protection + mains and frequency filters

**19", 4 x earthing contact** **Length: 440 mm**

1 x overvoltage protection + mains and frequency filters, 1 x switch, green

331.0202 | · 4 socket outlets with earthing contact, white  
· Switch, green  
· Overvoltage protection + mains and frequency filters





# PDU > 1 U PVC

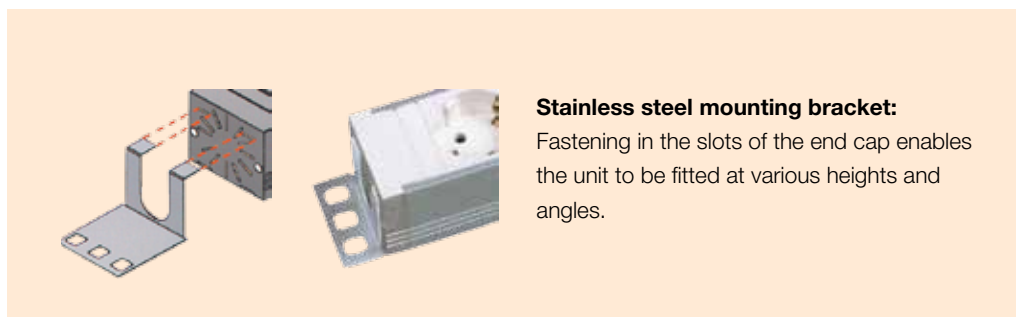
## Power distribution units

- Torsionally rigid profile > 1 U (52 mm) in high-quality PVC, profile depth 44 mm
- Option including illuminated 2-way switch
- High-quality electronics components built in, e.g. overvoltage protection, mains and frequency filters
- Mounting brackets included

End caps riveted and do not open 

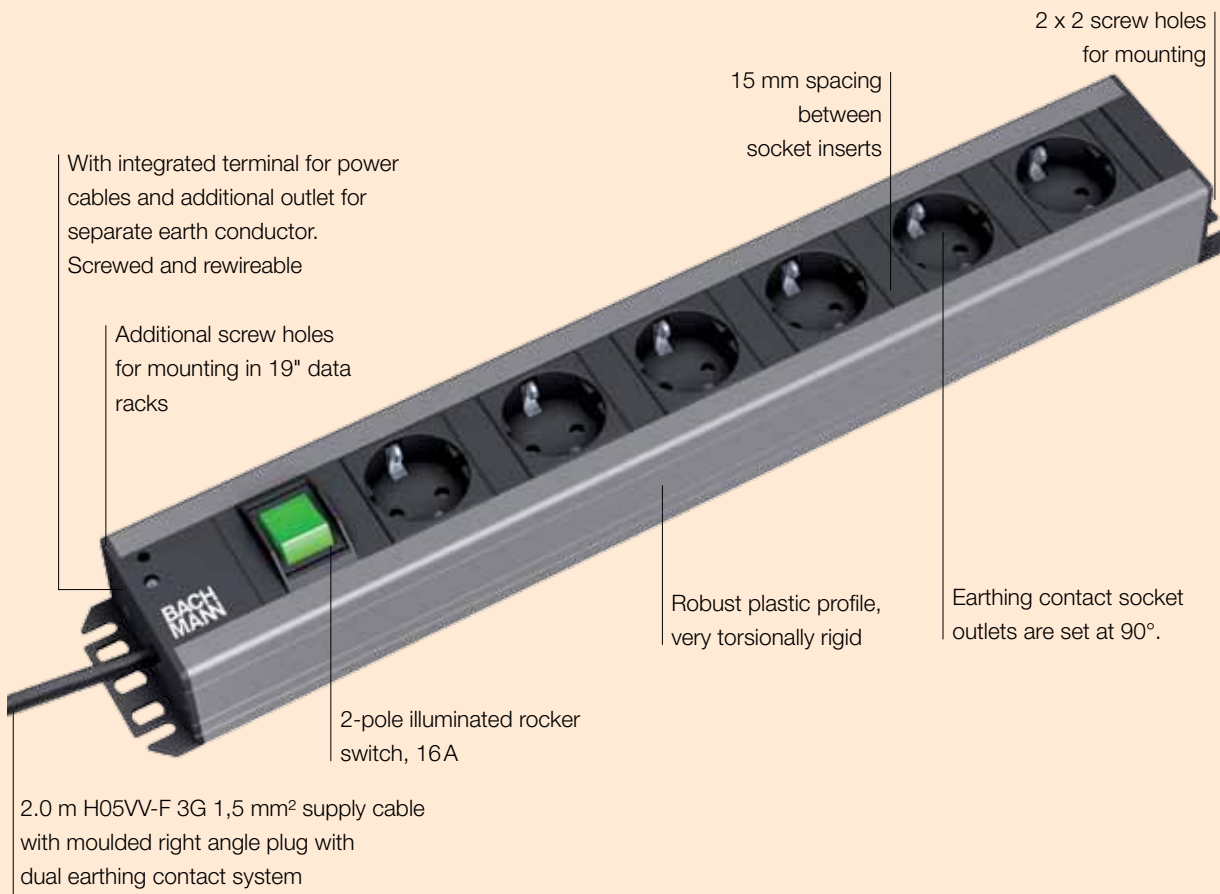
Power input: 2.0 m, H05VV-F 3G 1.50 mm<sup>2</sup> grey, with moulded right angle plug with dual earthing contact system, sockets light grey RAL7035, set at 35°, mounting brackets included

Art. no.	Version	Length: 440 mm
<b>19", 8 x earthing contact</b>		
333.601	· 8 socket outlets with earthing contact	
<b>19", 7 x earthing contact</b>		
1 x switch, green		
333.600	· 7 socket outlets with earthing contact · Switch, green	
<b>19", 7 x earthing contact</b>		
1 x overvoltage protection		
333.604	· 7 socket outlets with earthing contact · Overvoltage protection	
<b>19", 6 x earthing contact</b>		
1 x overvoltage protection, 1 x green switch		
333.605	· 6 socket outlets with earthing contact · Switch, green · Overvoltage protection	
<b>19", 5 x earthing contact</b>		
1 x overvoltage protection + mains and frequency filters		
333.602	· 5 socket outlets with earthing contact · Overvoltage protection + mains and frequency filters	



**Stainless steel mounting bracket:**

Fastening in the slots of the end cap enables the unit to be fitted at various heights and angles.



# TRADESMAN'S STRIP

Robust, professional quality plastic strip.

With increased distance between socket outlets, allowing easy positioning of mains adaptor plugs and operating equipment.

## The advantages at a glance

- Modern, technical design
- End caps with additional screw holes for mounting in data racks
- Additional earth conductor can be connected without opening the housing
- Strips in 19" dimensions available



Tradesman's strip set at 90°  

- Supply cable: 2.0 m H05VV-F 3G 1.50 mm<sup>2</sup>, black with right angle plug with earthing contact
- Socket inserts, black, 15 mm spacing between sockets

Art. no.	Version	Dimensions: (L x W x H)
<b>Power strip 90°</b>		
<b>Without switch</b>		
300.000	· 6 socket outlets with earthing contact	· approx. 445 x 74 x 45 mm
300.001	· 9 socket outlets with earthing contact	· approx. 617 x 74 x 45 mm
300.002	· 12 socket outlets with earthing contact	· approx. 790 x 74 x 45 mm
<b>1 x rocker switch, green</b>		
300.003	· 6 socket outlets with earthing contact	· approx. 445 x 74 x 45 mm
300.004	· 9 socket outlets with earthing contact	· approx. 617 x 74 x 45 mm
300.005	· 12 socket outlets with earthing contact	· approx. 790 x 74 x 45 mm
<b>1 x overvoltage protection, 1 x rocker switch, green</b>		
300.011	· 6 socket outlets with earthing contact	· approx. 490 x 74 x 45 mm
<b>1 x overvoltage protection + mains and frequency filters, 1 x rocker switch, green</b>		
300.012	· 6 socket outlets with earthing contact	· approx. 575 x 74 x 45 mm



**Overvoltage protection with filter**  
 Overvoltage protection – conforms to EN 61643-1:2005, EN 61643-11:2002 + A11:2007, type 3, discharge current 6.5 kA, response time < 25 nS. Suitable for 16 A (miniature fuse on request) with varistors, temperature fuse, gas discharge arrester, visual LED function and failure indicator (acoustic signalling also available on request).  
 Mains and frequency filters conforming to VDE 0565-3:05-2006, damping diagram on data sheet.

Tradesman's strip set at 35°  

- Supply cable: 2.0 m H05VV-F 3G 1.50 mm<sup>2</sup>, black
- Screwing dimension 465 mm, socket outlets set at 35°

Art. no.	Version	Dimensions: (L x W x H)
<b>Power strip 35°</b>		
<b>Without switch</b>		
300.006	· 8 socket outlets with earthing contact	· approx. 482.6 x 74 x 45 mm
<b>1 x rocker switch, green</b>		
300.007	· 7 socket outlets with earthing contact	· approx. 482.6 x 74 x 45 mm





2.77kW 230V  
50Hz 15°  
P | 12.5A  
1586.9kWh

**BlueNet**  
Efficient Power Management

# BLUENET

## Power distribution unit

BlueNet is the intelligent energy management system with a measurement accuracy of +/- 1 %. Measurement on the neutral conductor also provides increased safety. Alarm values for current, voltage and the phase angle can be individually set for early detection of physical sources of danger. Temperature sensors or humidity sensors can also be connected. All BlueNet Network series products have an integrated Ethernet interface and can be connected to monitoring systems via SNMP.

## Power monitoring and display

BlueNet creates the optimum conditions for efficient power management. In order to monitor and control energy costs it is first necessary to know where and when they arise. BlueNet provides all relevant data such as energy consumption, voltage, power and more.

## Capacity planning

Know what's running. By measuring individual loads, administrators can carry out effective planning for their data centre. They can then distribute loads so well that failures due to circuit overloads no longer occur.

## Security

Automated notification when threshold values are reached informs the user by e-mail and SNMP before a fault can develop. Restarts controlled by web link further increase availability and flexibility.

## Network-based evaluation and control

The data captured by BlueNet is evaluated centrally on the network. Thus the user obtains not only an exact energy cost overview but also information on available load reserves and on possible intervention in the power supply.

## Save energy

For an exact analysis of power consumption in data centres, BlueNet is the ideal solution. It enables administrators to select servers for a virtualisation or for decommissioning. By performing a before/after comparison of energy consumption, savings on power costs can be reached in budget planning.



Features	Metered	Metered Plus	Monitored, CEE outlet box	Monitored Plus	Switched	Managed
<b>Parameter</b>						
Current	●	●	●	●	—	●
Voltage	—	●	●	●	—	●
Phase angle	—	●	—	●	—	●
Frequency	—	●	●	●	—	●
Energy	—	●	●	●	—	●
Reactive power	—	—	●	●	—	●
Effective power	—	●	●	●	—	●
Apparent power	—	—	●	●	—	●
Power factor	—	—	●	●	—	●
Neutral conductor monitoring	—	—	depends on model	depends on model	—	depends on model
Measurement per phase	●	●	●	●	—	●
<b>Display</b>						
Type	LCD	LCD	TFT / 2"	LCD	LCD	LCD
Display can be rotated using software	—	—	●	—	—	—
Illustration can be set in variable manner	—	—	●	—	—	—
<b>Sensors</b>						
Integrated temperature sensor	—	—	●	—	—	—
Connections for external sensors	—	—	2	—	—	—
<b>Switching</b>						
Can be switched individually	—	—	—	—	●	●
Switching status monitoring	—	—	—	—	○	○
<b>Network</b>						
Ethernet (10/100 Mbit/s)	—	—	●	●	●	●
ModBus TCP/IP	—	—	—	○	○	○
HTTP	—	—	●	●	●	●
HTTPS	—	—	—	●	●	●
SSH	—	—	—	●	●	●
DHCP	—	—	●	●	●	●
SMTP	—	—	—	●	●	●
SNMP	—	—	●	●	●	●
Syslog	—	—	—	●	●	●
NTP	—	—	●	●	●	●
Alarm (SMTP, SNMP)	—	—	—	●	●	●

● yes – no / ○ optional

BlueNet Metered Plus / Monitored Plus / Managed

The diagram shows a blue digital display with the following values: 2.77 kW, 230 V, 50 Hz, 15°, P 1, 12,5 A, and 1586,9 kWh. Callouts provide definitions for each metric:


- Power measurement (kW)**: The effective power drawn by the consumers, taking the phase angle into account. Power consumption of the connected devices.
- Mains voltage (V)**: Displays the voltage of the incoming mains supply to which the power meter is connected.
- Phase angle**: Displays the phase shift in the power network.
- Current (A)**: The current now being drawn by the connected devices.
- Total energy consumption (kWh)**: The total energy consumption shown on the display is calculated taking the phase angle into account.
- Phase indicator (P)**: Shows the phase (1, 2 or 3) currently being measured. Display moves automatically through the phases showing their respective measured values.
- Frequency (Hz)**: Current mains frequency.

BlueNet Monitored

The diagram shows a blue digital display with the following values: 230 V, 50.00 Hz, 12.5 A, PF 0.966, and 2.77 kW. At the bottom are two buttons labeled 'MODE' and 'DELTA'. Callouts provide definitions for each metric:

- Mains voltage (V)**: Displays the voltage of the incoming mains supply to which the power meter is connected.
- Current (A)**: The current now being drawn by the connected devices.
- Power factor**: Displays the power factor.
- Frequency (Hz)**: Current mains frequency.
- Power measurement (kW)**: The effective power drawn by the consumers, taking the phase angle into account. Power consumption of the connected devices.





## **BlueNet** Metered Series

The display for the BlueNet Metered series:  
See and evaluate the most important values at a glance.

### **The advantages at a glance**

- Current measurement
- Voltage measurement
- Phase angle measurement
- Effective power calculated with regard to phase angle
- Frequency measurement
- BlueNet display
- Accuracy class 1

BlueNet Metered (16 A / 230 V / 50 Hz)

- Integrated current measurement for up to 32 A (depending on version)
- 3-digit current readout on illuminated LCD display
- Precision +/- 1%
- End caps riveted and do not open
- Includes mounting brackets and screws
- Plastic light grey, aluminium profile silver



Art. no. | Version | Dimensions (L x W x H)

BlueNet Metered		
integrated ammeter, 2.0 m H05VV-F 3G 1.50 mm <sup>2</sup> , black, with right angle plug with earthing contact		
333.808	7 socket outlets with earthing contact	approx. 482.6 x 44 x 58
333.810	8 IEC320 non-heating appliance socket outlets C13	approx. 482.6 x 44 x 58
333.862	7 IEC320 C19 non-heating appliance socket outlets	approx. 482.6 x 44 x 58
333.864	7 UTE socket outlets	approx. 482.6 x 44 x 58
integrated ammeter, 2.0 m H05VV-F 3G 1.00 mm <sup>2</sup> , black, with CH plug type 12		
333.0422	7 CH socket outlets type 13	approx. 482.6 x 44 x 58



LOCKABLE



BlueNet Metered Plus (16 A / 230 V / 50 Hz)

- Integrated measurement of:
  - current, effective power, voltage, frequency, phase angle and energy
- Indication on illuminated LCD
- Energy meter which can be reset (value is stored even if there is no power supply)
- Precision +/- 1%
- End caps riveted and do not open
- Includes mounting brackets and screws
- Plastic light grey, aluminium profile silver



Art. no. | Version | Dimensions (L x W x H)

BlueNet Metered Plus		
integrated power metering, 2.0 m H05VV-F 3G 1.50 mm <sup>2</sup> , black, with right angle plug with earthing contact		
329.213	6 socket outlets with earthing contact	approx. 482.6 x 44 x 58
329.214	8 IEC320 non-heating appliance socket outlets C13	approx. 482.6 x 44 x 58
329.215	6 IEC320 C19 non-heating appliance socket outlets	approx. 482.6 x 44 x 58



LOCKABLE



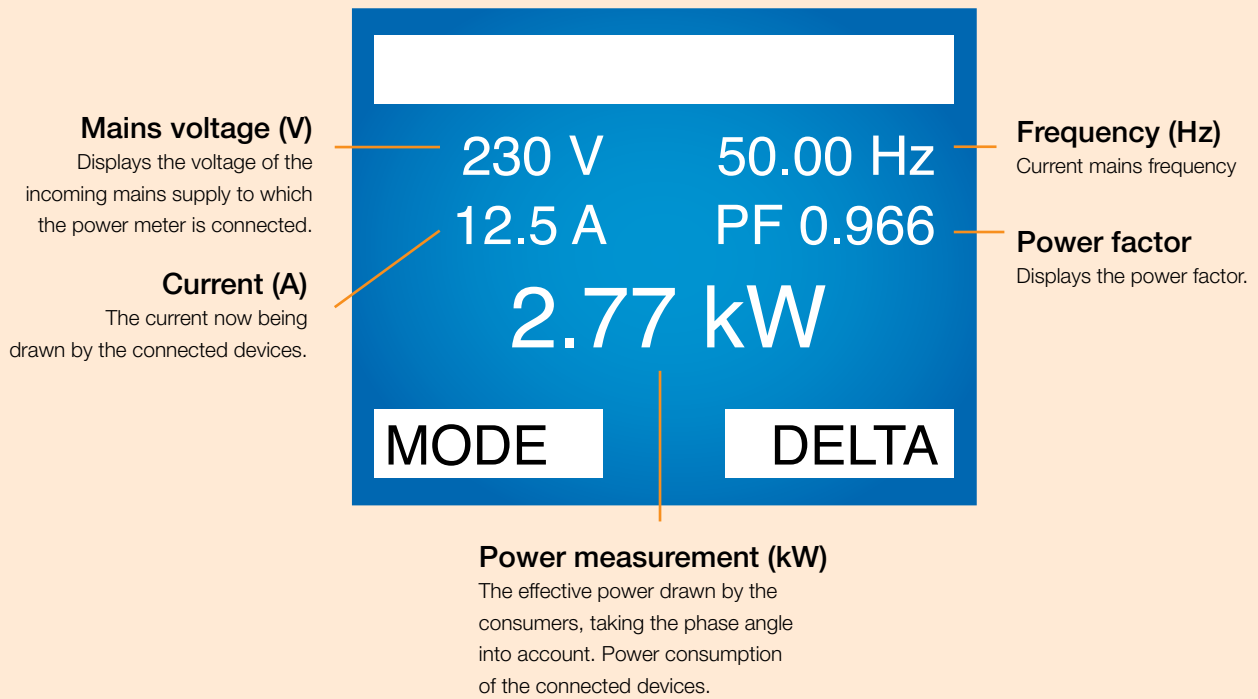
329.213



329.214



329.215



The data centre's mains supply is monitored and remotely controlled from the comfort of your desk with BlueNet Network series products. BlueNet increases data centre availability, minimises down times and cuts costs.

The BlueNet Network series monitors current, voltage and power.

This allows resources to be planned efficiently and alarms to be issued in the event of faults.



# BLUENET MONITORED

## Power distribution units

- Integrated measurement of current, voltage, frequency, effective, apparent and reactive power and power factor
- Integrated Ethernet connection
- Operated via web browser
- Supported protocols include : HTTP; SNMP
- Integrated temperature sensor
- Up to two sensors can be connected
- Incredibly compact design (WxD: 44 mm x 47 mm)
- Robust aluminium housing
- High-resolution TFT display
- Software can be used to turn the display to make it easier to read



329.3009

### BlueNet Monitored PDU 1-phase (16 A / 230 V / 50 Hz)

Art. no.	Version	Dimensions
<b>BlueNet Monitored 1-phase</b>		
2.0 m H05VV-F 3G 1.50 mm <sup>2</sup> , black, with right angle plug with earthing contact		
329.3009	6 socket outlets with earthing contact	482.6 x 44 x 47 mm
329.3010	8 IEC320 non-heating appliance socket outlets C13	482.6 x 44 x 47 mm
329.3011*	6 IEC320 C13 non-heating appliance socket outlets, 2 IEC320 C19 non-heating appliance socket outlets	482.6 x 44 x 47 mm

LOCKABLE  
LOCKABLE

### BlueNet Monitored PDU 3-phase (3 x 16 A / 400 V / 50 Hz)

Art. no.	Version	Dimensions
<b>BlueNet Monitored 3-phase</b>		
3.0 m H05VV-F 5G 2.50 mm <sup>2</sup> , black, with CEE plug 16 A red		
329.3012	36 IEC320 non-heating appliance socket outlets C13, 6 socket outlets with earthing contact	1757.7 x 44 x 47 mm
329.3013	36 IEC320 C13 non-heating appliance socket outlets, 6 IEC320 C19 non-heating appliance socket outlets	1757.7 x 44 x 47 mm
329.3014	42 IEC320 non-heating appliance socket outlets C13	1675 x 44 x 47 mm

LOCKABLE  
LOCKABLE  
LOCKABLE

### BlueNet Monitored accessories

Art. no.	Description
<b>BlueNet Monitored accessories</b>	
329.3102	Temperature sensor
329.3104*	Combined temperature and humidity sensor
329.3105*	USB cable for connecting PDU directly to PC

329.3012

\* No storage type, delivery time available on request

# BLUENET MONITORED

## Upgrade modules

The BlueNet Monitored upgrade modules are used to upgrade intelligent modules in an existing power distribution system. Simple integration reduces the work and costs involved in installation to a minimum. Upgrade modules can be supplied with both integrated Ethernet interface and Power Line communications adaptor. The Power Line modules further simplify integration by reducing the cabling required.

### BlueNet Monitored 19" upgrade modules (400 V / 50 Hz)



Art. no.	Input	Output	Dimensions (L x W x H)
<b>BlueNet Monitored 19" upgrade module with integrated Ethernet connection</b>			
329.3001*	Wago X-Com 3 phases 32 A	Wago X-Com 3 phases 32 A	482.6 x 44 x 47 mm
329.3003*	CEE red 3 phases 16 A	3 IEC320 C19 16 A	482.6 x 44 x 47 mm
329.3004	CEE red 3 phases 16 A	CEE red 3 phases 16 A	482.6 x 44 x 47 mm

### BlueNet Monitored Power Line upgrade modules (400 V / 50 Hz)

Art. no.	Input	Output	Dimensions (L x W x H)
<b>BlueNet Monitored 19" upgrade module with Power Line communications module</b>			
329.3005*	Wago X-Com 3 phases 32 A	Wago X-Com 3 phases 32 A	482.6 x 44 x 47 mm
329.3007*	CEE red 3 phases 16 A	3 IEC320 C19 16 A	482.6 x 44 x 47 mm
329.3008*	CEE red 3 phases 16 A	CEE red 3 phases 16 A	482.6 x 44 x 47 mm

### BlueNet Power Line Concentrator

- The BlueNet Power Line Concentrator collects the data from the Power Line PDUs and supplies it to the network via the Ethernet interface

Art. no.	Version
<b>BlueNet Concentrator with Power Line communications module</b>	
329.3016*	1 phase / 230 V
329.3017*	3 phases / 400 V

\* No storage type, delivery time available on request Powerline: configuration, price and delivery time available on request. Powered by E3METER

# BLUENET MONITORED PLUS

## Power distribution units

- Integrated measurement of current, effective power, voltage, frequency and phase angle
- Integrated Ethernet connection
- Operated via web browser
- Supported protocols include: HTTP, HTTPS, SNMP, SMTP, NTP, SSH
- Robust aluminium housing
- Illuminated LCD

### BlueNet Monitored Plus PDU 1-phase (16 A / 230 V / 50 Hz)

Art. no.	Version	Dimensions (L x W x D)
<b>BlueNet Monitored Plus 1-phase</b>		
19", 2.0 m H05VV-F 3G 1.50 mm <sup>2</sup> , black, with right angle plug with earthing contact		
329.600	6 socket outlets with earthing contact	482.6 x 44 x 199 mm
329.601	8 IEC320 non-heating appliance socket outlets C13	482.6 x 44 x 199 mm
329.602	6 IEC320 C19 non-heating appliance socket outlets	482.6 x 44 x 199 mm



LOCKABLE

### BlueNet Monitored Plus PDU 3-phase (3 x 16 A / 400 V / 50 Hz)

Art. no.	Version	Dimensions (L x W x D)
<b>BlueNet Monitored Plus 3-phase</b>		
3.0 m H05VV-F 5G 2.5 mm <sup>2</sup> , black, with CEE plug 16 A red		
329.615	9 IEC320 non-heating socket outlets C19	695 x 44 x 199 mm
329.617	9 socket outlets with earthing contact	695 x 44 x 199 mm
3.0 m, H05VV-F 5G 2.5 mm <sup>2</sup> black, with end sleeves		
329.616*	9 IEC320 non-heating socket outlets C19	695 x 44 x 199 mm
329.618*	9 socket outlets with earthing contact	695 x 44 x 199 mm



### BlueNet Monitored Plus PDU 3-phase (3 x 32 A / 400 V / 50 Hz)

In the 32 A variants of the Monitored Plus PDUs, per phase the 32 A are split over two groups of pots each using two MCBs.

Art. no.	Version	Dimensions (L x W x D)
<b>BlueNet Monitored Plus 3-phase</b>		
3.0 m H05VV-F 5G 4 mm <sup>2</sup> , black, with CEE plug 32 A red		
329.604	24 IEC320 C13 non-heating appliance socket outlets, 6 IEC320 C19 non-heating appliance socket outlets	1713 x 44 x 207 mm
329.605	12 IEC320 C19 non-heating appliance socket outlets	1202 x 44 x 207 mm
329.606	24 socket outlets with earthing contact	1713 x 44 x 207 mm

LOCKABLE



BlueNet Monitored Plus, 19"

\* No storage type, delivery time available on request

# BLUENET SWITCHED

## Power distribution units

- Socket outlets can be switched individually
- Safe zero-voltage switching
- Integrated LED switching status check per port
- Integrated Ethernet connection
- Operated via web browser
- Supported protocols include: HTTP, HTTPS, SNMP, SMTP, NTP, SSH
- Robust aluminium housing



### BlueNet Switched PDU 1-phase (16 A / 230 V / 50 Hz)

Art. no.	Version	Dimensions (L x W x D)
----------	---------	------------------------

#### BlueNet Switched 1-phase

19", 2.0 m H05VV-F 3G 1.50 mm<sup>2</sup>, black, with right angle plug with earthing contact

LOCKABLE

329.700	8 IEC320 non-heating appliance socket outlets C13	482.6 x 44 x 199 mm
329.702	6 socket outlets with earthing contact	482.6 x 44 x 199 mm

Zero-U Space, 2.0 m H05VV-F 3G 1.50 mm<sup>2</sup>, black, with right angle plug with earthing contact

LOCKABLE

329.701	16 IEC320 non-heating appliance socket outlets C13	692 x 44 x 199 mm
---------	--	-------------------

### BlueNet Switched PDU 3-phase (3 x 32 A / 400 V / 50 Hz)

In the 32 A versions of the Switched PDUs, each 32 A phase is split over two groups of pots with two MCBs.

Art. no.	Version	Dimensions (L x W x D)
----------	---------	------------------------

#### BlueNet Switched 3-phase

3.0 m Ölflex 3G 4 mm<sup>2</sup>, black, with CEE plug 32 A red

LOCKABLE

329.703	24 IEC320 C13 non-heating appliance socket outlets, 6 IEC320 C19 non-heating appliance socket outlets	1713 x 44 x 207 mm
329.704	12 IEC320 C19 non-heating appliance socket outlets	1202 x 44 x 207 mm
329.705	24 socket outlets with earthing contact	1713 x 44 x 207 mm

329.704



# BLUENET MANAGED

## Power distribution units

- Socket outlets can be switched individually
- Safe zero-voltage switching
- Integrated LED switching status check per port
- Integrated Ethernet connection
- Operated via web browser
- Integrated measurement of current, effective power, voltage, frequency and phase angle
- Supported protocols include: HTTP, HTTPS, SNMP, SMTP, NTP, SSH
- Robust aluminium housing
- Illuminated LCD

### BlueNet Managed PDU 3-phase (3 x 32 A / 400 V / 50 Hz)

In the 32 A versions of the Managed PDUs each 32 A phase is split over two groups of pots with two MCBs.

Art. no.	Version	Dimensions (L x W x D)
<b>BlueNet Managed 3-phase</b>		
3.0 m H05VV-F 5G 4 mm <sup>2</sup> , black, with CEE plug 32 A red		
329.800	24 IEC320 C13 non-heating appliance socket outlets, 6 IEC320 C19 non-heating appliance socket outlets	1713 x 44 x 207 mm
329.801	12 IEC320 C19 non-heating appliance socket outlets	1202 x 44 x 207 mm
329.802	24 socket outlets with earthing contact	1713 x 44 x 207 mm

LOCKABLE



329.802

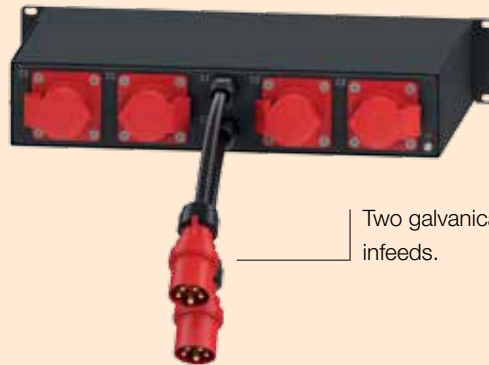
The measurement module can be removed in use without interruption of the supply to the connected devices.



Only two height units are required.

Current, effective power, voltage, frequency, phase angle and energy can be read from the LC display on the front of the unit. LEDs indicate whether there is voltage present on each of the phases.

A built-in Ethernet port lets you export readings and set alarm thresholds via a web browser or SNMP.



Two galvanically isolated infeeds.

# BLUENET POWER UNIT

## Modular power distribution in data centres

BlueNet POWER UNIT offers a modular platform for power distribution in data centres. The POWER UNIT basic unit provides power distribution in the rack. If required, the measurement module can be upgraded or replaced during operation without interruption to the supply.

NEW

# BLUENET POWER UNIT


## Power distribution units

- Integrated measurement of current, effective power, voltage, frequency and phase angle
- Two galvanically isolated power supply units
- Integrated Ethernet connection
- Can be operated by web browser, SNMP or serial interface
- Can optionally also be controlled by ModBus TCP (on request)
- Supported protocols include: HTTP, HTTPS, SNMP, SMTP, NTP, SSH
- Robust enclosure in steel plate
- Illuminated LC display
- Measurement module can be swapped in use without interruption to supply



BlueNet Power Unit base unit (measurement module is available separately)

Art. no.	Input	Output
<b>BlueNet Power Unit</b>		<b>435.6 x 88 x 317 mm</b>
<b>2 x 1 phase 230 V</b>		
329.9007*	2 x 3.0 m CEE 16 A / 230 V	4 x CEE 16 A / 230 V
329.9014*	2 x 3.0 m CEE 16 A / 230 V	2 x CEE 16 A / 230 V
329.9015*	2 x C20 16 A / 230 V	4 x C19 16 A / 230 V
329.9016*	2 x C20 16 A / 230 V	2 x C19 16 A / 230 V
<b>2 x 3 phase 400 V</b>		
329.9008*	2 x 3.0 m CEE 16 A / 400 V	4 x CEE 16 A / 400 V
329.9013*	2 x 3.0 m CEE 16 A / 400 V	2 x CEE 16 A / 400 V
329.9009*	2 x 3.0 m CEE 32 A / 400 V	4 x CEE 32 A / 400 V
329.9012*	2 x 3.0 m CEE 32 A / 400 V	2 x CEE 32 A / 400 V



BlueNet Power Unit measurement module

Art. no.	Version
----------	---------

<b>BlueNet Power Unit Monitored Plus</b>	
with integrated Ethernet interface	
329.9010*	16 - 32 A / 230 V
329.9011	16 - 32 A / 400 V



BlueNet Power Unit set (basic unit + measurement module)

Art. no.	Input	Output
<b>BlueNet Power Unit</b>		<b>435.6 x 88 x 317 mm</b>
<b>2 x 1 phase 230 V</b>		
329.9001	2 x 3.0 m CEE 16 A / 230 V	4 x CEE 16 A / 230 V
<b>2 x 3 phase 400 V</b>		
329.9002	2 x 3.0 m CEE 16 A / 400 V	4 x CEE 16 A / 400 V
329.9003	2 x 3.0 m CEE 32 A / 400 V	4 x CEE 32 A / 400 V

\* No storage type, delivery time available on request



# BLUENET CEE OUTLET BOX

## Intelligent infrastructure

The BlueNet CEE outlet box is an easy-to-install intelligent system for monitoring and displaying power. The product is perfectly suited to data centres and industrial applications. The BlueNet CEE outlet box can be quickly and cheaply integrated in existing and new infrastructures using the integrated terminal block or the connection cable that has already been fitted.



# BLUENET CEE OUTLET BOX

## Intelligent infrastructure

- Integrated measurement of current, voltage, frequency, effective, apparent and reactive power and power factor
- Integrated Ethernet connection
- Operated via web browser
- Supported protocols include: HTTP; SNMP
- Integrated temperature sensor
- Up to two sensors can be connected (see page 199)
- Robust enclosure in steel plate
- High-resolution TFT display
- Software can be used to turn the display to make it easier to read
- Can be reconnected with terminal block
- Removable mounting plate for cable ducts or wall mounting
- Other mounting plates available on request.

### BlueNet CEE outlet box

Art. no.	Input	Output
<b>BlueNet outlet box</b>		<b>232 x 104 x 102 mm</b>
<b>16 A</b>		
329.3030	1.0 m CEE plug, blue	CEE outlet 16 A / 230 V
329.3031	1.0 m CEE plug, red	CEE outlet 16 A / 400 V
329.3032	Connector	CEE outlet 16 A / 230 V
329.3033	Connector	CEE outlet 16 A / 400 V
<b>32 A</b>		
329.3034	1.0 m CEE plug, blue	CEE outlet 32 A / 230 V
329.3035	1.0 m CEE plug, red	CEE outlet 32 A / 400 V
329.3036	Connector	CEE outlet 32 A / 230 V
329.3037	Connector	CEE outlet 32 A / 400 V



329.3032



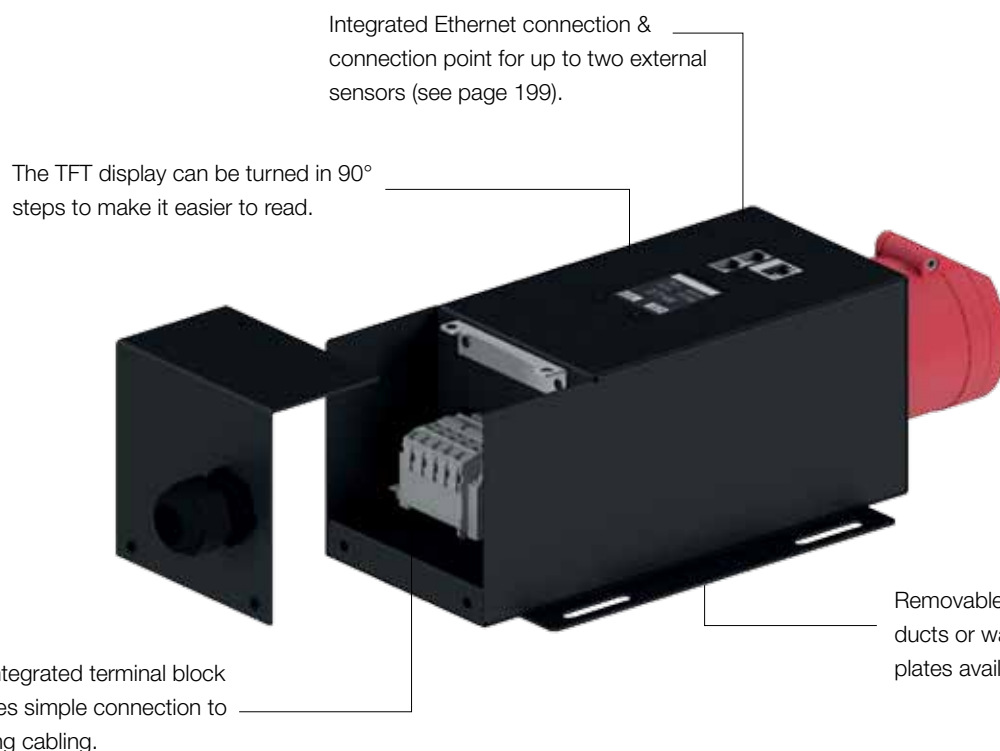
329.3030



329.3033



329.3031



# ACCESSORIES

## Mounting brackets for standard 1 U profile

- The brackets are screwed to the PDU end cap using a screw connection (screws provided).

Art. no. | Version



### 1 U mounting brackets

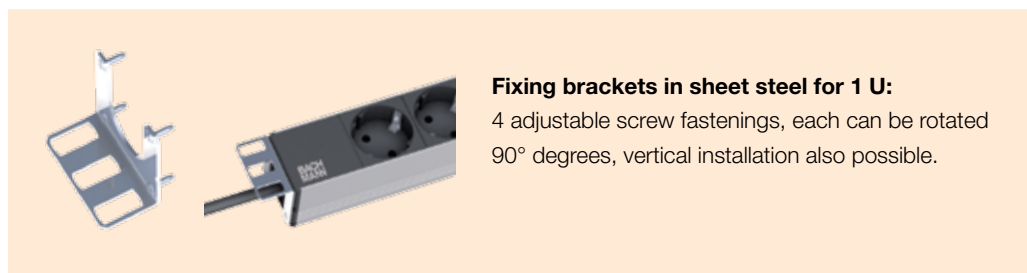
19", Zero-U Space

940.142 | · Mounting brackets left and right

### > 1 U mounting brackets

19", Zero-U Space

940.096 | · Mounting brackets left and right



### Fixing brackets in sheet steel for 1 U:

4 adjustable screw fastenings, each can be rotated 90° degrees, vertical installation also possible.

## Mounting brackets for VM profile variant / Zero U-Space installation

- Power strip is fixed by insertion into the profile groove provided.
- No additional screws required.

Art. no. | Version

### 1 U mounting brackets

19", Zero-U Space

940.141 | · Mounting brackets left and right

### 1 U mounting brackets


Zero-U Space

940.143 | · Mounting brackets left and right

### 1 U link

Zero-U Space

800.0053 | · For connecting two vertically fitted PDUs



Locking clip

Art. no. | Version

**Locking clips**

940.103 | · Red locking clip for IEC320 appliance socket outlets C13, supplied in packs of 12.



Connecting cable for interlock

Art. no. | Version

**Connecting cable for interlock**

356.119 | · Connecting cable, 0.5 m, black, H05VV-F 3G 1.0 mm<sup>2</sup>  
 · End 1: moulded non-heating appliance plug IEC C14  
 · End 2: moulded non-heating appliance socket outlet IEC C13

356.120 | · Connecting cable, 1.0 m, black, H05VV-F 3G 1.0 mm<sup>2</sup>  
 · End 1: moulded non-heating appliance plug IEC C14  
 · End 2: moulded non-heating appliance socket outlet IEC C13



Locking cap IEC320 C13 & C19

Art. no. | Version

**Connecting cable for interlock**

800.0050 | C19 locking caps, 10 items incl. unlocking tool

800.0051 | C13 locking caps, 10 items incl. unlocking tool

800.0052 | Unlocking tool for locking cap



Shift inhibitor

· To protect against unintentional actuation of miniature or residual current circuit breakers

Art. no. | Version

**Shift inhibitor**

940.140 | · Actuation lock for circuit breakers and switches, 1 pole, to protect against unauthorised or dangerous activation of the switch lever



RackFix tool-free mounting on 19" rail

· Self-locking fixing connector for tool-free fastening of PDUs in 19" rack

Art. no. | Version

**RackFix tool-free rack fastening**

940.166 | Fixing clip, supplied in packs of 50

940.167 | Disassembly tool for fixing clip





## Data cables → Transfer of data within various categories

Art. no.	Length	Version
----------	--------	---------

**CAT5e patch cable plug/plug**

918.003	1.0 m	· CAT5e cable, shielded, colour grey
940.052	3.0 m	· Conforms to ISO / IEC 11801 and EN 50173
940.053	5.0 m	· Ends 1 and 2: RJ45 plug with kink protection nozzle and protective tongue for interlock · Suitable for e.g. CAT5e socket / socket 940.057

**CAT6 patch cable plug / plug**

940.040	3.0 m	· CAT6 cable, shielded, colour grey
940.041	5.0 m	· Conforms to ISO / IEC 11801 and EN 50173 · Ends 1 and 2: RJ45 plug with kink protection nozzle and protective tongue for interlock · Suitable for e.g. CAT6 socket / socket 940.044

**CAT6a patch cable plug / plug**

918.006	1.0 m	· CAT7 cable, shielded, colour black
918.007	3.0 m	· Conforms to IEC 61156-6
918.008	5.0 m	· Ends 1 and 2: RJ45 Hirose TM12 CAT6a plug with kink protection nozzle and unlocking tongue · Suitable for e.g. CAT6 socket / socket 940.044

**CAT6a patch cable plug**

918.033	3.0 m	· CAT7 cable, shielded, colour black
918.034	5.0 m	· Conforms to IEC 61156-6 · End 1: RJ45 Hirose TM12 CAT6a plug with kink protection nozzle and unlocking tongue. · End 2: CAT6a TKM 10 Gb keystone socket. · Fits into keystone frames 917.000 / 917.001 / 917.061 / 917.062

**RJ12 patch cable plug / plug**

940.089	3.0 m	· RJ12 cable, unshielded, colour black · Conforms to ISO / IEC 11801 and EN 50173 · Ends 1 and 2: RJ12 plug with kink protection nozzle · Suitable for e.g. RJ12 socket / socket 940.085
---------	-------	---

## USB connecting cable

Art. no.	Length	Version
----------	--------	---------

**USB A/B connecting cable**

940.046	3.0 m	· USB A/B connecting cable, colour black · End 1: plug A · End 2: plug B · Can be used with custom modules with USB B socket / socket (e.g. 917.018)
---------	-------	---

## Flexible cable management system

- The links are safe to step on and break-proof; they can be displaced with respect to one another
- 2 connector shoulders for the transmission of forces (including torques and lateral forces)
- Special geometry enables individual cables to be unfurled through the sides of the links without risking crushing

Art. no.	Colour	Version
----------	--------	---------

**KABELSCHLANGE® Classic**

930.030	Black	· For horizontal and vertical cable routing
930.031	Silver	· 3-chamber system to separate low-current, data and power cables · 46 chain links, W x H: approx. 54 x 23 mm · Length (separated): approx. 100 cm · Length (pushed together): approx. 72 cm

**KABELSCHLANGE® Cube**

930.058	Black	· For horizontal and vertical cable routing
930.059	Silver	· 2-chamber system to separate low-current, data and power cables · 34 chain links, W x H: approx. 55 x 25 mm · Length (separated): approx. 100 cm · Length (pushed together): approx. 69 cm

**KABELSCHLANGE® Pro**

930.032	Black	· For horizontal cable routing
930.033	Silver	· Increased resistance to being stepped on even in high foot traffic areas such as passages · 5 chain links can withstand short-term loads of up to 120 kg · 2-chamber system to separate data and power cables · Can also be connected directly to Kabelschlange® Classic · 34 chain links, W x H: approx. 90 x 24 mm · Length (separated): approx. 100 cm · Length (pushed together): approx. 69 cm

**KABELSCHLANGE® Premium-Set**

930.049	Black	· For vertical cable routing to high-quality office furniture
930.050	Silver	· Looks-orientated premium set: 16 chain links, W x H: approx. 35 x 70 mm 1 x metal base plate in appropriate colour 1 x end piece for fixing to desk, screws  · The chain links can be pushed together completely to form a self-locking, elliptical cable duct · 2-chamber system to separate data and power cables · Length incl. base plate and desk fixing approx. 78 cm · Length without accessories approx. 75 cm · Length (pushed together): approx. 59 cm per set

**KABELSCHLANGE® Easy-Clip**

For KABELSCHLANGE® Classic, Cube and Pro

930.037	Black	· Clip for tool-free flexible connection to power columns (e.g. Power Tower)
930.038	Silver	· Plug in the clip at the end of the KABELSCHLANGE® and attach the wire bracket to the terminals on the power column

**KABELSCHLANGE® Easy-Clip for floor outlet**

930.036	For KABELSCHLANGE® Classic	· Patented adaptor for docking the KABELSCHLANGE® cable management systems to all common floor outlets · Clip with elongated holes and fixing holes, can be used for horizontal or vertical fixing to furniture or trunking by removing components that are not required
930.054	For KABELSCHLANGE® Pro and Cube	· Clip, pushes onto bottom of the last chain link · Clip yields flexibly in the event of impact (e.g. when floor is being cleaned), thus avoiding damage to outlet or clip



Art. no.	Colour	Version
----------	--------	---------

**KABELSCHLANGE® Easy-Fix 90S**

Dimensions (L x W x H) 48 x 20 x 20 mm

For KABELSCHLANGE® Classic, Cube and Pro

930.055	Black	<ul style="list-style-type: none"> <li>· Bracket for vertical fixing e.g. to undersides of desk/table tops</li> <li>· D = 1.5 mm; 2 drill holes, diameter = 4 mm. Hole spacing 30 mm</li> </ul>
---------	-------	---

**KABELSCHLANGE® Easy-Stop**

930.042	Black	<ul style="list-style-type: none"> <li>· Cable grip to fix cables (to ensure cabling complies with standards) securely and tightly to the fixing point</li> <li>· Suitable for horizontal and vertical fixing</li> <li>· Can be used as an individual component or combined with any Easy-Line® rail</li> <li>· With connector clips to connect to system independently of direction</li> </ul>
---------	-------	---

**KABELSCHLANGE® Easy-Line**

For KABELSCHLANGE® Classic and Pro curved and straight sections

930.039	Straight	<ul style="list-style-type: none"> <li>· Ideal for mounting on walls or ceilings</li> </ul>
930.040	90° curved section Radius 150 mm	<ul style="list-style-type: none"> <li>· Can also be used for horizontal desk cabling, for trunking or for skirting</li> </ul>
930.041	22.5° curved section	<ul style="list-style-type: none"> <li>· 4 x Easy-Line straight sections are sufficient for one metre of KABELSCHLANGE® Classic</li> <li>· Please fit an Easy-Stop cable grip to each free end!</li> </ul>

**KABELSCHLANGE® cable clamp set with cable grip**

930.051	Black	<ul style="list-style-type: none"> <li>· Cable clamp set, screws onto underside of desk/table top</li> <li>· Clamp allows further routing of cable under the desk/table top</li> <li>· Contents: <ul style="list-style-type: none"> <li>- Cable clamp incl. 2 fixing screws (for thin desk / table tops too)</li> <li>- Strain relief with adjusting screw</li> </ul> </li> </ul>
---------	-------	---

**KABELSCHLANGE® Easy-Switch**

For KABELSCHLANGE® Classic, Cube and Pro

930.034	Black	<ul style="list-style-type: none"> <li>· The Easy-Switch distributor turns the KABELSCHLANGE® into a network-compatible cable management system</li> </ul>
930.035	Silver	<ul style="list-style-type: none"> <li>· The Easy-Switch docks without tools to the KABELSCHLANGE® using the adaptor chain links</li> <li>· Note: If using with KABELSCHLANGE® Pro you should also order Classic chain links to link to the distributor</li> </ul>

**KABELSCHLANGE® Easy-Switch**

For KABELSCHLANGE® Classic, Cube, Pro and Premium


930.057	Black	<ul style="list-style-type: none"> <li>· 4-way distributor with 3 x 120° horizontal junction sockets for KABELSCHLANGE® Classic, Cube and Pro</li> <li>· 1 vertical coupling point for KABELSCHLANGE® Premium</li> <li>· Incl. fixing screw and solid base plate (Easy-Floor Premium)</li> <li>· Set contains 4 KS Cube coupling links for linking to KABELSCHLANGE® Pro</li> </ul>
---------	-------	---

**KABELSCHLANGE® Easy-Cap**

930.044	Black	<ul style="list-style-type: none"> <li>· Blank cap to seal unused Easy-Switch connection points</li> </ul>
930.045	Silver	




BRIDGE – the cable duct



Art. no. | Length | Version


CABLE BRIDGE		Dimensions: (W x H) 146 x 9 mm
Cable duct, straight		
930.060	1.0 m	· Anodised aluminium profile, with rippled surface to reduce slipping
930.061	2.0 m	· 3-chamber system allowing power and data cables to be routed separately · Can be fixed with double-sided tape or screwed into place on the floor (see fixing accessories)



CABLE BRIDGE		
Bracket for cable duct		
930.062	45°	· Bracket in anodised aluminium
930.063	90°	



CABLE BRIDGE		
Linking element for cable duct		
930.064	Straight	· Link for joining straight cable ducts · Screws into place with integral screws · 2 items



CABLE BRIDGE		
Fixing accessories for cable duct		
930.065	Straight	· For screwing down cable ducts at the ends · 4 items





### Wrap textile-fibre sleeves

Wrap textile-fibre sleeves bundle and protect cables and wires in data centre and office environments. The elastic braided sheath with its monofilament fibres assures fire and abrasion resistance and is thus also ideal for professional and industrial use.

Wrap textile-fibre sleeves are aesthetically appealing and can also be retrofitted to cable sets without difficulty.



### Automatic Wrap

The unique, sectional, semi-rigid weave makes Automatic Wrap an ideal solution for situations in which simple installation is required. Its side opening allows for a wide range of applications and can be closed again without the need for aids such as adhesive tape. The PET braid is light and flexible. The edge, which juts out by 25 %, provides cover for the cable extensions and connections inside. Automatic Wrap can be routed around narrow edges without opening or becoming warped. Unlike rigid cable ducts, it does not impair the flexibility of the cable harness.

#### The advantages at a glance

- Simple, low-cost installation with minimal labour
- More flexible than coiled or wound solutions
- 25% overlap for secure cable bundling
- Resistant to chemicals and solvents
- Halogen-free
- Resistant to cuts and abrasions
- Retains its shape within operating temperature range -75 °C to +125 °C



Art. no.	Length	Version
----------	--------	---------

#### Automatic Wrap

Dimensions: diameter 2.54 cm = 1 inch

930.900	1.0 m	· Black
930.901	2.0 m	· Black
930.902	3.0 m	· Black

#### Automatic Wrap

Dimensions: diameter 5.08 cm = 2 inches

930.903	1.0 m	· Black
930.904	2.0 m	· Black
930.905	3.0 m	· Black

## Manual Wrap in colour

Manual Wrap is an exclusive product that offers the ideal solution for numerous applications. A strong Velcro fastener makes the application simple to fit. The entire length of the run remains accessible after installation, e.g. for adding or removing cables or connections. The stretchable woven braid allows the Manual Wrap to bundle and sheathe cables of various diameters. Manual Wrap can also wrap around applications with non-standard shapes. It can be cut cleanly with a thermal cutting device (optional).

### The advantages at a glance

- Strong Velcro fastener for frequent access
- Can be stretched over plugs and sockets
- Halogen-free
- Resistant to chemicals and solvents
- Melting point ~230 °C



Art. no.	Version	Version
----------	---------	---------

#### Manual Wrap

Dimensions: diameter 3.18 cm = 1 ¼ inch

930.906*	1.0 m	· Black
930.907*	2.0 m	· Black
930.908*	3.0 m	· Black



#### Manual Wrap

Dimensions: diameter 5.08 cm = 2 inches

930.909*	1.0 m	· Black
930.910*	2.0 m	· Black
930.911*	3.0 m	· Black

\* No storage type, delivery time available on request

# Electrical materials

## SOCKET OUTLETS

ENERGY SAVING .....	218
PRIMO <b>NEW</b> .....	220
DUO .....	224
COMPACT .....	225
CONNECTUS .....	226
TRADESMAN'S STRIP <b>NEW</b> .....	230
SMART .....	234
OTHER SOCKET OUTLETS .....	240

## CABLES

CONNECTING CABLES .....	246
SPIRAL CABLES .....	256
EXTENSION CABLES .....	260





## CONSTRUCTION SITE ACCESSORIES

CEE MATERIAL <b>NEW</b> .....	264
CABLE REELS .....	266
LIGHTING <b>NEW</b> .....	278

## ADAPTORS

PERSONAL CIRCUIT BREAKERS/PRCD-S .....	288
PERSONAL CIRCUIT BREAKERS/PRCD .....	290
ENERGY MEASURING INSTRUMENTS <b>NEW</b> .....	291
TIMER SWITCHES .....	292
TRAVEL PLUGS .....	292
SKROSS TRAVEL PLUGS .....	296

## PLUGS / COUPLINGS

EURO PLUG .....	300
EARTHING CONTACT, PLASTIC .....	304
EARTHING CONTACT, RUBBER .....	305

<b>inter</b>  <b>BXR</b> / ACCESSORIES <b>NEW</b> .....	311
--	-----



# Automatic switchoff

## Switch off and save power

The Bachmann automatic switchoff unit allows efficient savings in power consumption by modern-day office equipment during non-working hours without a major outlay on wiring.

Switching equipment off completely is no longer left to chance; power saving now begins as soon as the workstation PC is shut down.

The effectiveness of this system exceeds the savings possible with master-and-slave multiple-socket outlets, since **no standby current is drawn by the master device** and total power consumption during on-working hours is exactly zero.

### The advantages at a glance

- Complete interrupt
- No standby current is drawn by the master device
- No electricity - no fire risk
- Potential saving of up to €70 per year and workstation
- Improvement to carbon footprint

## Automatic switchoff



CONNECTUS automatic switchoff p. 226

While power outlets with switches are mostly well suited to energy saving, since they can prevent the connected equipment being left in standby mode, unfortunately people often forget to switch them off. The automatic switchoff device saves energy automatically, using intelligent electronics.

- 30 seconds after the device connected to the master socket is shut down/switched off, it automatically isolates this and all the devices connected to slave sockets (e.g. PC, TV etc.) from the supply.
- Power can be restored simply by pressing the button.
- Optional remote-controlled relay (mounts simply on the desk/table top)
- Energy saving per workstation (with PC, monitor and printer) up to 200 kWh/year



~ €40 per year per workstation

## Master & slave



Master and slave p. 227

Energy can also be automatically saved using a master-and-slave power strip. When the device plugged into the master socket is switched off or on, this and all the devices connected to the slave sockets (e.g. PC, TV) are automatically switched off or on accordingly. A particularly convenient feature is that the master-and-slave electronics is also suitable for master appliances with remote control.

- Once master device is shut down/switched off, automatically isolates this and all slave devices from supply
- Once master device has been switched on, automatically switches on this and all slave devices
- Integral LED indicates switching status
- Energy saving per workstation (with PC, monitor and printer) up to 150 kWh/year



~ €25 per year

## Timer switch



Timer switches p. 292

Numerous appliances both at home and at work can be used significantly more efficiently with a simple-to-operate timer switch. The timer switch never forgets, and so the user need not be concerned with switching on and off.

- Switches connected devices automatically on and off within the preset time window



## Energy measuring instrument



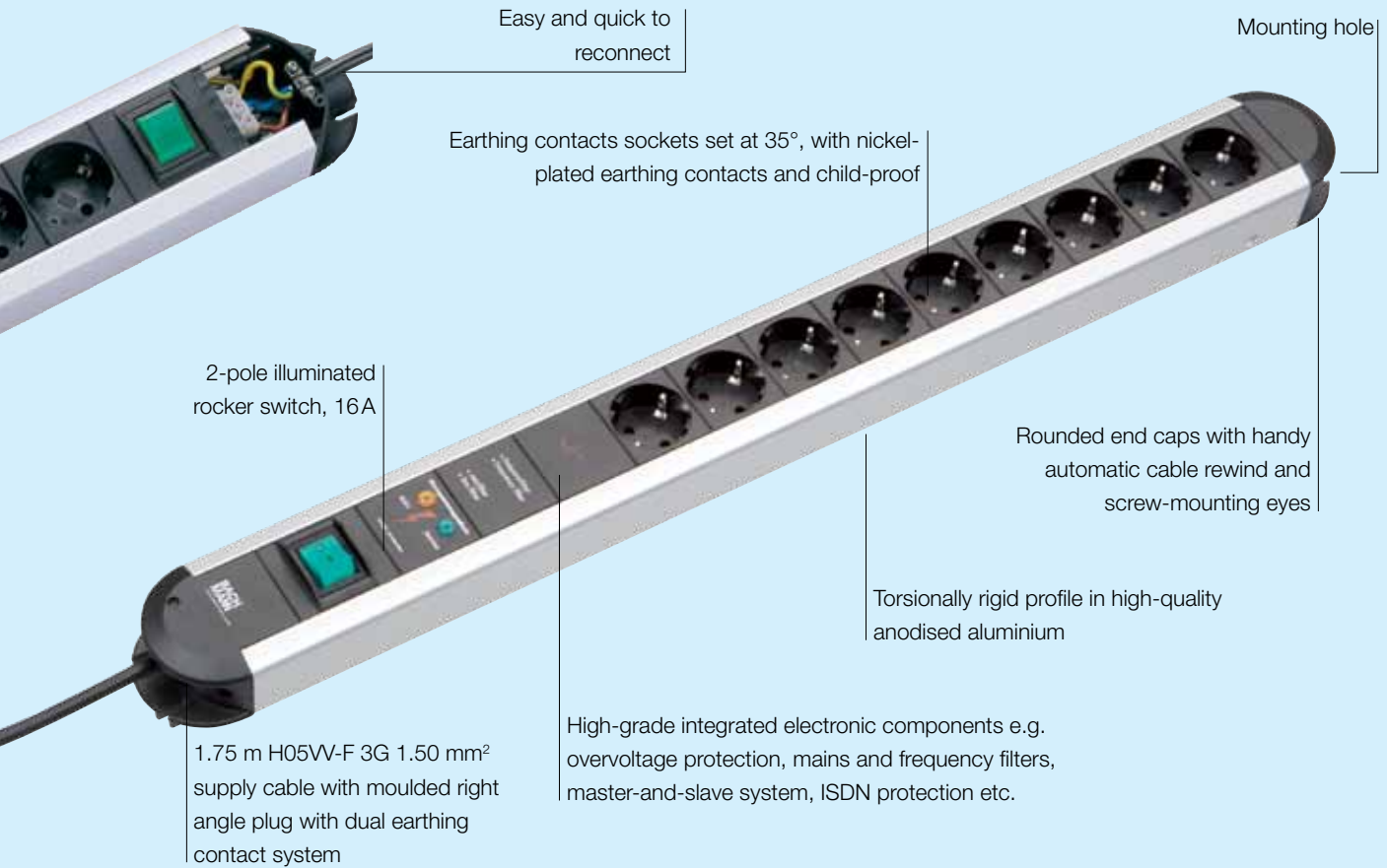
Energy measurement instruments p. 291

Identifying "power guzzlers" is essential if monitoring and reduction of energy consumption is to be effective. This energy measuring instrument gives a complete and clear overview of which device or group of devices is consuming excessive power. It measures energy consumption (kWh) and current effective power (W), thus enabling the desired savings to be made.

- For monitoring energy consumption and advance energy cost calculation for the devices connected
- With plug adaptor for mobile use with different consumers



These figures do not refer to the product shown specifically and are not a part of the product offer but are provided solely for purposes of comparison.



# PRIMO

Power strips for professionals.

## The advantages at a glance

- Exclusive to the specialist trade
- Professional quality
- Full range
- Attractive modern design
- Tested components
- Halogen and PVC-free socket recesses

Max. 16A/3680W



- 1.75 m supply cable: H05VV-F 3G 1.50 mm<sup>2</sup>, socket inserts, black with moulded right angle plug with earthing contact

Art. no.	Version	Dimensions: (L x W x H)
----------	---------	-------------------------

PRIMO		
Without switch		
331.000	· 3 socket outlets with earthing contact, black	· approx. 304 x 71 x 46 mm
331.010	· 6 socket outlets with earthing contact, black	· approx. 431 x 71 x 46 mm
331.011	· 9 socket outlets with earthing contact, black	· approx. 560 x 71 x 46 mm
331.012	· 12 socket outlets with earthing contact, black	· approx. 690 x 71 x 46 mm

PRIMO		
1 x switch, green		
330.070	· 3 socket outlets with earthing contact, black	· approx. 304 x 71 x 54 mm
330.071	· 6 socket outlets with earthing contact, black	· approx. 431 x 71 x 54 mm
330.072	· 9 socket outlets with earthing contact, black	· approx. 560 x 71 x 54 mm
330.073	· 12 socket outlets with earthing contact, black	· approx. 690 x 71 x 54 mm

PRIMO, 6 x earthing contact		
1 x overvoltage protection, without switch		
331.014	· 6 socket outlets with earthing contact · Overvoltage and transient protection · Discharge current 6.5 kA	· approx. 474 x 71 x 47 mm

PRIMO, 6 x earthing contact		
1 x overvoltage protection, 1 x switch, green		
331.013	· 6 socket outlets with earthing contact · Overvoltage and transient protection · Discharge current 6.5 kA · Green switch	· approx. 474 x 71 x 54 mm

PRIMO		
1 x overvoltage protection + mains and frequency filters, without switch		
· Overvoltage protection + mains and frequency filters		
331.006	· 6 socket outlets with earthing contact	· approx. 515 x 71 x 47 mm
331.007	· 9 socket outlets with earthing contact	· approx. 645 x 71 x 47 mm

PRIMO		
1 x overvoltage protection + mains and frequency filters, 1 x switch, green		
· Overvoltage protection + mains and frequency filters		
· Green switch		
331.071	· 6 socket outlets with earthing contact	· approx. 560 x 71 x 54 mm
331.072	· 9 socket outlets with earthing contact	· approx. 690 x 71 x 54 mm



Socket outlets

### Overvoltage protection with filter

Overvoltage protection - conforms to DIN VDE 0620-1:01-2002, EN 61643-11:08-2007, type 3, discharge current 6.5 kA, response time < 25 nS. Suitable for 16A (miniature fuse on request) with varistors, temperature fuse, gas discharge arrester, visual LED function and failure indicator (acoustic signalling also available on request).

Mains and frequency filters - conforming to VDE 0565-3:05-2006 for voltage peaks up to 30 MHz, damping diagram on data sheet.

Max. 16A/3680W

· 1.75 m supply cable: H05VV-F 3G 1.50 mm<sup>2</sup> with moulded right angle plug with earthing contact

Art. no. | Version | Dimensions: (L x W x H)

**PRIMO, 6 x earthing contact**


1 x overvoltage protection + mains and frequency filters, 1 x ISDN protection, 1 x green switch

331.074*	· 6 socket outlets with earthing contact · Overvoltage protection + mains and frequency filters · ISDN overvoltage protection for 1 x ISDN input, 3 x ISDN output	· approx. 645 x 71 x 54 mm
----------	--	----------------------------

**PRIMO, 1 + 6 x earthing contact**

Master &amp; slave

332.071	· 1 + 6 socket outlets with earthing contact · With threshold value setting	· approx. 573 x 71 x 47 mm
---------	--	----------------------------

**PRIMO, 1 + 6 x earthing contact**

Master &amp; slave, with overvoltage protection + mains and frequency filters

333.071	· 1 + 6 socket outlets with earthing contact · With threshold value setting · Overvoltage protection + mains and frequency filters	· approx. 695 x 71 x 47 mm
---------	--	----------------------------

USB CHARGER

**PRIMO Alu with USB charger**

8x socket outlets with earthing contact

331.154	· Socket inserts set at 35° · Double USB charging port with 2150 mA · Green switch · 1.75 m H05VV-F 3G 1.5 mm <sup>2</sup> supply cable, black with right angle plug with earthing contact	· approx. 560 x 71 x 54 mm
---------	---	----------------------------

NEW

**PRIMO, 5 x earthing contact**

85 mm socket outlet spacing, without switch

331.032	· Ideal for connecting mains supply unit plugs · 5 socket outlets with earthing contact, black	· approx. 515 x 71 x 46 mm
---------	---	----------------------------

**PRIMO, 6 x earthing contact**

IT red, without switch

331.040	· 6 red socket outlets with earthing contacts for IT circuits	· approx. 390 x 71 x 46 mm
---------	---	----------------------------

**PRIMO, 6 x earthing contact**

1 x residual current device

331.035	· 6 socket outlets with earthing contact · 30A residual current device · Tripping time < 30 mS · 2-pin	· approx. 516 x 71 x 83 mm
---------	---	----------------------------



**Overvoltage protection with filter:** Overvoltage protection - conforms to DIN VDE 0620-1:-012002, EN 61643-11:08-2007, type 3, discharge current 6.5 kA, response time < 25 nS. Suitable for 16A (miniature fuse on request) with varistors, temperature fuse, gas discharge arrester, visual LED function and failure indicator (acoustic signalling also available on request). Mains and frequency filters - conforming to VDE 0565-3:05-2006 for voltage peaks up to 30 MHz, damping diagram on data sheet.

\* No storage type


## PRIMO – Product matrix



PRIMO	Country code	Socket outlets	Switch	Overvoltage protection	Overvoltage protection for ISDN	Mains and frequency filters	Master & slave	30 mA residual current device	Can be rewired	Child-proof	Length in mm
331.000	DE	3	-	-	-	-	-	-	yes	yes	304
330.070	DE	3	yes	-	-	-	-	-	yes	yes	304
331.032	DE	5	85 mm socket outlet spacing						yes	yes	515
331.010	DE	6	-	-	-	-	-	-	yes	yes	431
331.040	DE	6	-	-	-	-	-	-	yes	yes	390
331.035	DE	6	-	-	-	-	-	yes	yes	yes	516
330.071	DE	6	yes	-	-	-	-	-	yes	yes	431
331.014	DE	6	-	yes	-	-	-	-	yes	yes	474
331.013	DE	6	yes	yes	-	-	-	-	yes	yes	474
331.006	DE	6	-	yes	-	yes	-	-	yes	yes	515
331.071	DE	6	yes	yes	-	yes	-	-	yes	yes	560
331.074*	DE	6	yes	yes	yes	yes	-	-	yes	yes	645
332.071	DE	1+6	-	-	-	-	yes	-	yes	yes	573
333.071	DE	1+6	-	yes	-	yes	yes	-	yes	yes	695
331.154	DE	8	yes	-	-	-	-	-	yes	yes	560
331.011	DE	9	-	-	-	-	-	-	yes	yes	560
330.072	DE	9	yes	-	-	-	-	-	yes	yes	560
331.007	DE	9	-	yes	-	yes	-	-	yes	yes	645
331.072	DE	9	yes	yes	-	yes	-	-	yes	yes	690
331.012	DE	12	-	-	-	-	-	-	yes	yes	690
330.073	DE	12	yes	-	-	-	-	-	yes	yes	690

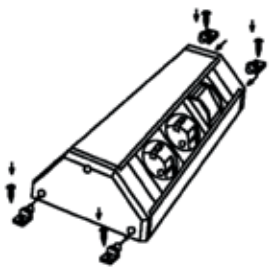
\* No storage type





# DUO

## High-grade power strip.



### The advantages at a glance

- Installation kit with fixing screws included
- High-quality ergonomic power strip
- Clear connection system

Max. 16A/3680W



· Supply cable: 1.75 m H05VV-F 3G 1.50 mm<sup>2</sup>, black, with moulded right-angle plug with dual earthing contact system; socket inserts black, set at 35°, child-proof

Art. no. | Version

Dimensions: (L x W x H)

#### DUO 6 x earthing contact

Aluminium

1 x switch

335.002 | · 6 German-type socket outlets, rotated 35°  
· 1 x switch, green

· 240 x 116 x 60 mm

#### DUO 2 x 6 earthing contact

Aluminium

1 x overvoltage protection, 2 x switch

335.009 | · 12 German-type socket outlets, rotated 35°  
· 2 x switch, green; one switch per side

· 405 x 116 x 60 mm

#### DUO 6 x earthing contact

Aluminium

1 x overvoltage protection with mains and frequency filters, 1 x switch

335.007 | · 6 German type socket outlets, rotated 35°  
· 1 x switch, green

· 325 x 116 x 60 mm





# COMPACT

## Socket tower.

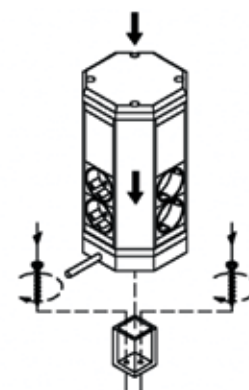
### The advantages at a glance

- Ideal for large number of plugs in limited space
- Attractive design
- Mounting accessories included

Max. 16 A/3680 W




• Supply cable: 1.75 m H05VV-F 3G 1.50 mm<sup>2</sup>, black, with moulded right-angle plug with dual earthing contact system; socket inserts black, set at 35°, child-proof



Art. no. | Version | Dimensions: (L x W x H)

COMPACT 8 x earthing contact		Aluminium
1 x switch		
334.006	<ul style="list-style-type: none"> <li>• 8 German type socket outlets, rotated 35°</li> <li>• 1 x switch, green</li> </ul>	• 116 x 116 x 179 mm
COMPACT 12 x earthing contact		Aluminium
1 x switch		
334.001	<ul style="list-style-type: none"> <li>• 12 German type socket outlets, rotated 35°</li> <li>• 1 x switch, green</li> </ul>	• 116 x 116 x 222 mm
COMPACT 9 x earthing contact		Aluminium
1 x overvoltage protection with mains and frequency filters, 1 x switch		
334.003	<ul style="list-style-type: none"> <li>• 9 German-type socket outlets, rotated 35°</li> <li>• Overvoltage protection with mains and frequency filters</li> <li>• 1 x switch, green</li> </ul>	• 116 x 116 x 222 mm





# CONNECTUS

Modular plastic power strip.

## The advantages at a glance

- Very good value for money
- Exclusive to the specialist trade
- Wide range
- High-grade technology
- Tested components
- Halogen and PVC-free socket recesses

Max. 16A/3680W



· Supply cable: 2.0 m H05VV-F 3G 1.50 mm<sup>2</sup>, black

Art. no. | Version | Dimensions: (L x W x H)

CONNECTUS		
1 x rocker switch, orange		
330.100	· 4 socket outlets with earthing contact	· approx. 355 x 72 x 49 mm
330.101	· 6 socket outlets with earthing contact	· approx. 440 x 72 x 49 mm
330.102	· 9 socket outlets with earthing contact	· approx. 570 x 72 x 49 mm
330.103	· 12 socket outlets with earthing contact	· approx. 695 x 72 x 49 mm

CONNECTUS 6 x earthing contact		
1 x overvoltage protection, 1 x orange rocker switch		
330.104	· 6 socket outlets with earthing contact · Overvoltage protection · Optical function and fail indicator	· approx. 480 x 72 x 49 mm



CONNECTUS 6 x earthing contact		
1 x overvoltage protection + mains and frequency filters, 1 x orange rocker switch		
330.105	· 6 socket outlets with earthing contact · Overvoltage protection + mains and frequency filters · Optical function and fail indicator	· approx. 568 x 72 x 49 mm

CONNECTUS 1 + 4 x earthing contact		
Master & slave		
330.106	· 1 master + 4 slave socket outlets with earthing contact · With threshold value setting	· approx. 480 x 72 x 42 mm

CONNECTUS 1 + 4 x earthing contact		
Master & slave, with overvoltage protection + mains and frequency filters		
330.107	· 1 master + 4 slave socket outlets with earthing contact · With threshold value setting · Overvoltage protection + mains and frequency filters · Optical function and fail indicator	· approx. 610 x 72 x 49 mm





Socket outlets

Max. 16A/3680W  Supply cable: 2.0 m H05VV-F 3G 1.00 mm<sup>2</sup>, with black IEC non-heating appliance plug, type C14, red socket outlets

Art. no. | Version | Dimensions: (L x W x H)

**CONNECTUS, 3 x earthing contact****1 x 10A fuse**

330.300	· 3 socket outlets with earthing contact, red · 10A miniature fuse	· approx. 273 x 72 x 46 mm
---------	---	----------------------------

Max. 16A/3680W  

- 1.5 m supply cable: H05VV-F 3G 1.50 mm<sup>2</sup>,
- Foot-operated switch with 2-pole cutout
- Activating the foot switch halts unnecessary standby power consumption in stand-by mode by the connected devices



Art. no. | Version | Dimensions: (L x W x H)

**CONNECTUS Energy Saver****1 x foot-activated switch**

330.142	· Function LED in foot-activated switch · 1.5 m H05VV-F 4G 1.50 mm <sup>2</sup> cable to switch · 6 socket outlets with earthing contact	· approx. 442 x 72 x 49 mm
---------	--	----------------------------

**6 x earth contact black/grey, child-proof, 1 x foot-activated switch with LED, black**

330.153	· H05VV-F 3G 1.50 mm <sup>2</sup> supply cable, 1.5 m, black, to plug · H05VV-F 4G 1.50 mm <sup>2</sup> , 1.5 m, black, to foot switch · 1 x full equipment protection (OVP + mains and frequency filters) · Does not open, cannot be reconnected · Packaged in carton	· approx. 572 x 72 x 49 mm
---------	--	----------------------------

Max. 16A/3680W  

- Supply cable: 2.0 m H05VV-F 3G 1.50 mm<sup>2</sup>, black with right angle plug with earthing contact
- External button (foot-activated switch) on 2.0 m cable
- Also cuts off standby consumption from master socket



Art. no. | Version | Dimensions: (L x W x H)

**CONNECTUS****1 x integrated automatic switchoff device**

330.140	· 1 master + 4 slave German-type socket outlets · With integral automatic switchoff device with external button · With threshold value setting	· approx. 538 x 72 x 49 mm
---------	--	----------------------------



**Overvoltage protection with filter:** Overvoltage protection - conforms to DIN VDE 0620-1:01-2002, EN 61643-11:08-2007, type 3, discharge current 6.5 kA, response time < 25 nS. Suitable for 16A (miniature fuse on request) with varistors, temperature fuse, gas discharge arrester, visual LED function and failure indicator (acoustic signalling also available on request). Mains and frequency filters - conforming to VDE 0565-3:05-2006 for voltage peaks up to 30 MHz, damping diagram on data sheet.

Max. 16A/3,600W  

· Supply cable: 2.0 m H05VV-F 3G 1.50 mm<sup>2</sup>, black

Art. no. | Version | Dimensions: (L x W x H)

CONNECTUS		
1 x rocker switch, orange		
330.100F	· 4 UTE socket outlets	· approx. 355 x 72 x 49 mm
330.101F	· 6 UTE socket outlets	· approx. 440 x 72 x 49 mm

CONNECTUS 6 x UTE socket outlets		
1 x overvoltage protection + mains and frequency filters, 1 x orange rocker switch		
330.104F*	· 6 UTE socket outlets · Overvoltage protection + mains and frequency filters · Optical function and fail indicator	· approx. 480 x 72 x 49 mm

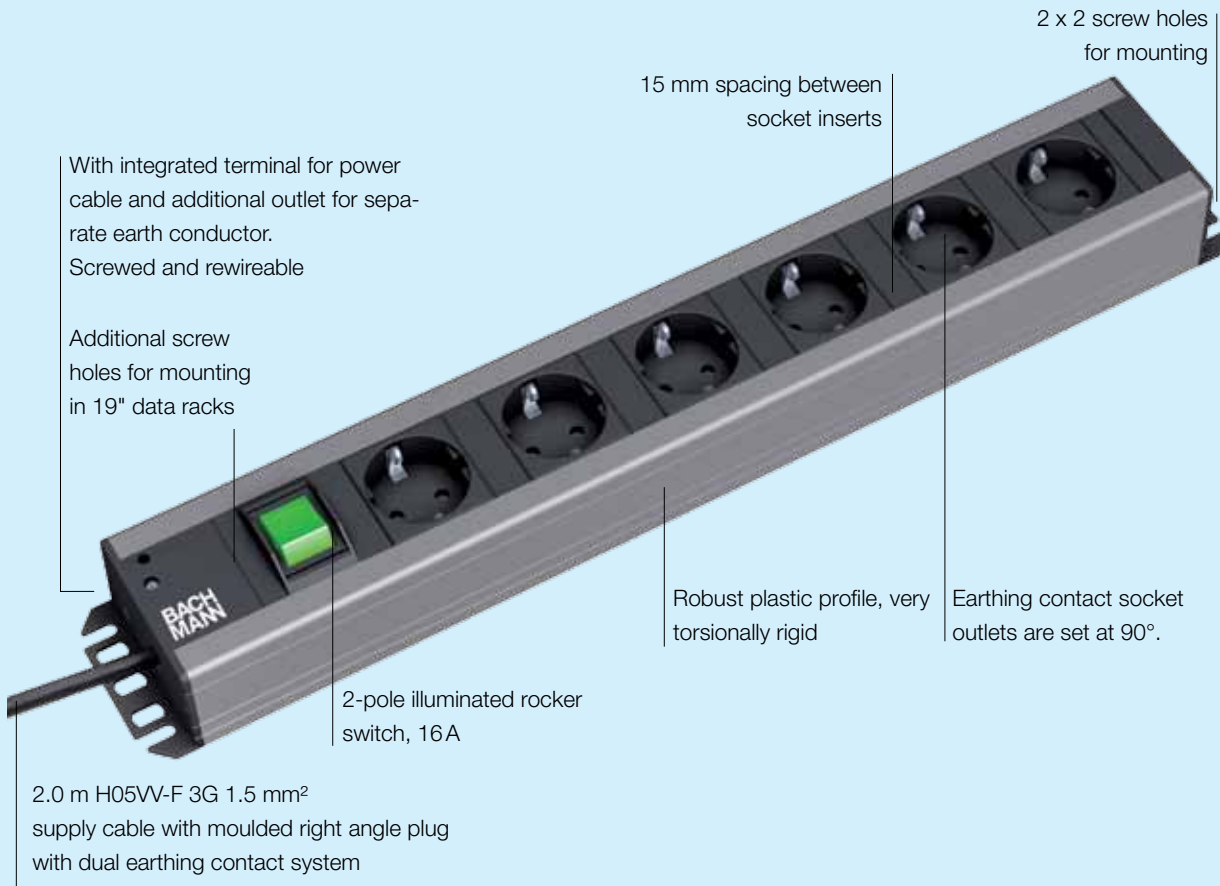
CONNECTUS 1 + 4 x UTE socket outlets		
Master & slave		
330.106F*	· 1 master + 4 slave socket outlets with earthing contact · With threshold value setting	· approx. 480 x 72 x 49 mm



## CONNECTUS – Product matrix

CONNECTUS	Country code	Socket outlets	Switch	Foot switch with function LED with 1.5 m cable	Foot switch without function LED with 2 m cable	Overvoltage protection	Mains and frequency filters	Master & slave	Master & slave with automatic switchoff device	Can be rewired	Child-proof	Length in mm
330.100	DE	4	yes	-	-	-	-	-	-	-	yes	355
330.106	DE	1+4	-	-	-	-	-	yes	-	-	yes	480
330.140	DE	1+4	-	-	yes	-	-	-	yes	-	yes	538
330.107	DE	1+4	-	-	-	yes	yes	yes	-	-	yes	610
330.101	DE	6	yes	-	-	-	-	-	-	-	yes	440
330.142	DE	6	-	yes	-	-	-	-	-	-	yes	442
330.104	DE	6	yes	-	-	yes	-	-	-	-	yes	480
330.105	DE	6	yes	-	-	yes	yes	-	-	-	yes	568
330.153	DE	6	-	yes	-	yes	yes	-	-	-	yes	572
330.102	DE	9	yes	-	-	-	-	-	-	-	yes	570
330.103	DE	12	yes	-	-	-	-	-	-	-	yes	695
330.300	DE	3	with IEC non-heating appliance miniature 10A fuse	-	-	-	-	-	-	-	yes	273
330.100F	UTE	4	yes	-	-	-	-	-	-	yes	yes	355
330.106F*	UTE	1+4	-	-	-	-	-	yes	-	yes	yes	480
330.101F	UTE	6	yes	-	-	-	-	-	-	yes	yes	440
330.104F*	UTE	6	yes	-	-	yes	yes	-	-	yes	yes	480

\* No storage type



# TRADESMAN'S STRIP

Robust, professional quality plastic strip.

With increased distance between socket outlets, allowing easy positioning of mains adaptor plugs and operating equipment.

## The advantages at a glance

- Modern, technical design
- End caps with additional screw holes for mounting in data racks
- Additional earth conductor connection possible without opening the housing
- Strips available in 19" dimensions




Tradesman's strip set at 90°  


· Supply cable: 2.0 m H05VV-F 3G 1.50 mm<sup>2</sup>, black with right angle plug with earthing contact  
 Socket inserts, black, 15 mm spacing between sockets

Art. no. | Version | Dimensions: (L x W x H)

Power strip 90°		
Without switch		
300.000	· 6 socket outlets with earthing contact	· approx. 445 x 74 x 45 mm
300.001	· 9 socket outlets with earthing contact	· approx. 617 x 74 x 45 mm
300.002	· 12 socket outlets with earthing contact	· approx. 790 x 74 x 45 mm



1 x rocker switch, green		
300.003	· 6 socket outlets with earthing contact	· approx. 445 x 74 x 45 mm
300.004	· 9 socket outlets with earthing contact	· approx. 617 x 74 x 45 mm
300.005	· 12 socket outlets with earthing contact	· approx. 790 x 74 x 45 mm



1 x overvoltage protection, 1 x rocker switch, green		
300.011	· 6 socket outlets with earthing contact	· approx. 490 x 74 x 45 mm



1 x overvoltage protection + mains and frequency filters, 1 x rocker switch, green		
300.012	· 6 socket outlets with earthing contact	· approx. 575 x 74 x 45 mm



Socket outlets

**Overvoltage protection with filter:**

Overvoltage protection - conforms to DIN VDE 0620-1:01-2002, EN 61643-11:08-2007, type 3, discharge current 6.5 kA, response time < 25 nS. Suitable for 16A (miniature fuse on request) with varistors, temperature fuse, gas discharge arrester, visual LED function and failure indicator (acoustic signalling also available on request).

Mains and frequency filters - conforming to VDE 0565-3:05-2006 for voltage peaks up to 30 MHz, damping diagram on data sheet.

## Tradesman's strip set at 90°



- Supply cable: 2.0 m H05VV-F 3G 1.50 mm<sup>2</sup>, black with right angle plug with earthing contact
- Socket inserts, black, 15 mm spacing between sockets



USB CHARGER



Art. no. | Version

Dimensions: (L x W x H)

**Tradesman's strip with USB charger**

5 x socket outlets with earthing contact

300.030

Socket inserts set at 90°

· approx. 445 x 74 x 45 mm

· Double USB charging port with 2150 mA

· Green switch

· 2.0 m H05VV-F 3G 1.5 mm<sup>2</sup> supply cable, black with right angle plug with earthing contact

## Tradesman's strip set at 35°

- Supply cable: 2.0 m H05VV-F 3G 1.50 mm<sup>2</sup>, black
- Screwing dimension 465 mm, socket outlets set at 35°

Art. no. | Version

Dimensions: (L x W x H)

**Power strip 35°**

Without switch

19"

300.006

· 8 socket outlets with earthing contact

· approx. 445 x 74 x 45 mm

1 x rocker switch, green

19"

300.007

· 7 socket outlets with earthing contact

· approx. 445 x 74 x 45 mm

· In neutral PVC pouch






## Tradesman's strip – Product matrix

TRADESMAN'S STRIP	Country code	Socket outlets set at 90°	Switch	Overvoltage protection	Mains and frequency filters	Can be rewired	Child-proof	Note	Length in mm
300.030	DE	5	yes	-	-	yes	-	USB	445
300.000	DE	6	-	-	-	yes	-	19"	445
300.003	DE	6	yes	-	-	yes	-	19"	445
300.011	DE	6	yes	yes	-	yes	-	-	490
300.007	DE	7 (35°)	yes	-	-	yes	-	19"	445
300.006	DE	8 (35°)	-	-	-	yes	-	19"	445
300.001	DE	9	-	-	-	yes	-	-	617
300.004	DE	9	yes	-	-	yes	-	-	617
300.002	DE	12	-	-	-	yes	-	-	790
300.005	DE	12	yes	-	-	yes	-	-	790
300.012	DE	6	yes	yes	yes	yes	-	-	575

smart  
line



# SMART

Desk socket outlet in specialist trade quality.

## The advantages at a glance

- Exclusive to the specialist trade
- Specialised trade design
- For professional use
- Tested quality
- Product variants:
- Screwed and rewirable
- Overvoltage protection

Max. 16A/3680W



For suitable screw mounting, see page 237

- 3 x socket outlets with earthing contact
- Supply cable: H05VV-F 3G 1.50 mm<sup>2</sup>

Art. no.	Version	Unit
<b>SMART (not rewireable)</b>		<b>Dimensions: approx. 185 x 56 x 41 mm</b>
<b>1.5 m supply cable, screwed (single use screws), without switch</b>		
· 3 earthing contact socket outlets, child-proof		
387.170	· Black	20 items
387.270	· White	20 items
<b>3.0 m supply cable, screwed (single use screws), without switch</b>		
· 3 earthing contact socket outlets, child-proof		
387.171	· Black	20 items
387.271	· White	20 items
<b>5.0 m supply cable, screwed (single use screws), without switch</b>		
· 3 earthing contact socket outlets, child-proof		
387.172	· Black	15 items
387.272	· White	15 items

Art. no.	Version	Unit
<b>SMART (rewireable)</b>		<b>Dimensions: approx. 185 x 56 x 41 mm</b>
<b>1.5 m supply cable, screwed (reusable screws), without switch</b>		
· 3 earthing contact socket outlets, child-proof		
388.170	· Black	20 items
388.270	· White	20 items
<b>3.0 m supply cable, screwed (reusable screws), without switch</b>		
· 3 earthing contact socket outlets, child-proof		
388.171	· Black	20 items
388.271	· White	20 items
388.471	· Brown	20 items
388.371	· Red	20 items
<b>5.0 m supply cable, screwed (reusable screws), without switch</b>		
· 3 earthing contact socket outlets, child-proof		
388.172	· Black	15 items
388.272	· White	15 items
<b>Without supply cable, screwed (reusable screws), without switch</b>		
· 3 earthing contact socket outlets, child-proof		
385.170	· Black	20 items
385.270	· White	20 items



Max. 16A/3680W

· Supply cable: H05VV-F 3G 1.50 mm<sup>2</sup>

Art. no.	Version	Unit
<b>SMART 4 x earthing contact</b> <span style="float: right;"><b>Dimensions: approx. 288 x 56 x 41 mm</b></span>		
1.5 m supply cable, screwed (reusable screws), rewirable, without switch		
· 4 earthing contact socket outlets, child-proof		
381.121K	· Black	20 items
381.221K	· White	20 items
1.5 m supply cable, 1 x switch, screwed (reusable screws), rewirable		
· 4 earthing contact socket outlets, child-proof		
381.130K	· Black	20 items
381.230K	· White	20 items
<b>SMART 6 x earthing contact</b> <span style="float: right;"><b>Dimensions: approx. 370 x 56 x 41 mm</b></span>		
1 x overvoltage protection, 1 x switch, 1.5 m supply cable, screwed (screws non-reusable), non-rewirable		
· 6 earthing contact socket outlets, child-proof		
· Overvoltage protection consisting of: 2 varistors, nominal discharge current 6.5kA, 16A, 3680W, temperature fuse and visual fail indicator		
381.2501K	· White	20 items
<b>SMART 6 x earthing contact</b> <span style="float: right;"><b>Dimensions: approx. 340 x 56 x 41 mm</b></span>		
1.5 m supply cable, screwed (reusable screws), rewirable, without switch		
· 6 earthing contact socket outlets, child-proof		
381.147K	· Black	20 items
381.247K	· White	20 items
3.0 m supply cable, screwed (reusable screws), rewirable, without switch		
· 6 earthing contact socket outlets, child-proof		
381.148K	· Black	20 items
381.248K	· White	20 items
5.0 m supply cable, screwed (reusable screws), rewirable, without switch		
· 6 earthing contact socket outlets, child-proof		
381.149K	· Black	15 items
381.249K	· White	15 items
Without supply cable, screwed (reusable screws) rewirable, without switch		
· 6 earthing contact socket outlets, child-proof		
381.146K	· Black	20 items
381.246K	· White	20 items
1.5 m supply cable, 1 x switch, screwed (reusable screws), rewirable		
· 6 earthing contact socket outlets, child-proof		
381.150K	· Black	20 items
381.250K	· White	20 items
381.450K	· Brown	20 items
3.0 m supply cable, 1 x switch, screwed (reusable screws) rewirable		
· 6 earthing contact socket outlets, child-proof		
381.151K	· Black	20 items
381.251K	· White	20 items
5.0 m supply cable, 1 x switch, screwed (reusable screws), rewirable		
· 6 earthing contact socket outlets, child-proof		
381.152K	· Black	15 items
381.252K	· White	15 items

Max. 16A/3680W



· Supply cable: H05VV-F 3G 1.50 mm<sup>2</sup>, white

Art. no.	Version	Unit
<b>SMART 3 x UTE</b>		<b>Dimensions: approx. 185 x 56 x 41 mm</b>
1.5 m supply cable, screwed (reusable screws), rewirable, without switch		
3 UTE, child-proof		
388.270F	· White	20 items
3.0 m supply cable, screwed (reusable screws), rewirable, without switch		
3 UTE, child-proof		
388.271F	· White	20 items
<b>SMART 6 x UTE</b>		<b>Dimensions: approx. 340 x 56 x 41 mm</b>
1.5 m supply cable, 1 x switch, screwed (reusable screws), rewirable, child-proof		
· 6 UTE, child-proof		
381.250F	· White	20 items
3.0 m supply cable, screwed (multi-use), rewirable, child-proof, 1 x overvoltage protection, 1 x switch		
· 6 UTE, child-proof		
· Overvoltage protection consisting of: 2 varistors, nominal discharge current 6.5kA, 16A, 3,600W, temperature fuse and visual fail indicator		
381.2512K	· White	20 items
381.2507K	· Black	20 items



Socket outlets

### Screw mounting for SMART power strips

- Attaches to desk/table with screw mounting, e.g. on the edge of a desk
- Can be positioned lengthwise or crosswise

Art. no.	Version	Unit
<b>SMART desk attachment</b>		
For all rewirable (reusable screws) power strips, plastic version		
919.273	· White	1 item





## SMART – Product matrix



SMART	Country code	Socket outlets	Switch	Length Supply cable in meters	Overvoltage protection	Can be rewired	Child-proof	Length in mm
<b>white</b>								
387.270	DE	3	-	1.5	-	-	yes	185
387.271	DE	3	-	3	-	-	yes	185
387.272	DE	3	-	5	-	-	yes	185
385.270	DE	3	-	-	-	yes	yes	185
388.270	DE	3	-	1.5	-	yes	yes	185
388.271	DE	3	-	3	-	yes	yes	185
388.272	DE	3	-	5	-	yes	yes	185
381.221K	DE	4	-	1.5	-	yes	yes	288
381.230K	DE	4	yes	1.5	-	yes	yes	288
381.246K	DE	6	-	-	-	yes	yes	340
381.247K	DE	6	-	1.5	-	yes	yes	340
381.250K	DE	6	yes	1.5	-	yes	yes	340
381.2501K	DE	6	yes	1.5	yes	-	yes	370
381.248K	DE	6	-	3	-	yes	yes	340
381.251K	DE	6	yes	3	-	yes	yes	340
381.249K	DE	6		5	-	yes	yes	340
381.252K	DE	6	yes	5	-	yes	yes	340
<b>black</b>								
387.170	DE	3	-	1.5	-	-	yes	185
387.171	DE	3	-	3	-	-	yes	185
387.172	DE	3	-	5	-	-	yes	185
385.170	DE	3	-	-	-	yes	yes	185
388.170	DE	3	-	1.5	-	yes	yes	185
388.171	DE	3	-	3	-	yes	yes	185
388.172	DE	3	-	5	-	yes	yes	185
381.121K	DE	4	-	1.5	-	yes	yes	288
381.130K	DE	4	yes	1.5	-	yes	yes	288

# SMART – Product matrix

SMART	Country code	Socket outlets	Switch	Length Supply cable in meters	Overvoltage protection	Can be rewired	Child-proof	Length in mm
381.146K	DE	6	-	-	-	yes	yes	340
381.147K	DE	6	-	1.5	-	yes	yes	340
381.150K	DE	6	yes	1.5	-	yes	yes	340
381.148K	DE	6	-	3	-	yes	yes	340
381.151K	DE	6	yes	3	-	yes	yes	340
381.149K	DE	6		5	-	yes	yes	340
381.152K	DE	6	yes	5	-	yes	yes	340
381.249K	DE	6		5	-	yes	yes	340
381.252K	DE	6	yes	5	-	yes	yes	340
<b>brown</b>								
388.471	DE	3	-	3	-	yes	yes	185
381.450K	DE	6	yes	1.5	-	yes	yes	340
<b>red</b>								
388.371	DE	3	-	3	-	yes		185
<b>white</b>								
388.270F	UTE	3	-	1.5	-	yes	yes	185
388.271F	UTE	3	-	3	-	yes	yes	185
381.250F	UTE	6	yes	1.5	-	yes	yes	340
381.2512K	UTE	6	yes	3	yes	yes	yes	340
<b>black</b>								
381.2507K	UTE	6	yes	3	yes	yes	yes	340

Max. 16A/3680W

· Supply cable: H05VV-F 3G 1.50 mm<sup>2</sup>

Art. no.	Version	Unit
----------	---------	------

**3 x earthing contact****Angled plug set at 45°, without switch**

3 earthing contact socket outlets, non child-proof

387.270S	· White, supply cable 1.5 m	20 items
387.271S	· White, supply cable 3.0 m	20 items

**Angled plug, set at 45°, 1 x switch, red**

3 x earthing contact socket outlets, child-proof

384.270S	· White, supply cable 1.5 m	20 items
----------	-----------------------------	----------

**6 x earthing contact****Angled plug set at 45°, without switch**

6 x earthing contact socket outlets, child-proof

381.241S	· White, supply cable 1.5 m	20 items
381.141S	· Black, supply cable 1.5 m	20 items

**Angled plug set at 45°, 1 x switch, red**

6 x earthing contact socket outlets, child-proof

381.244S	· White, supply cable 1.5 m	20 items
381.144S	· Black, supply cable 1.5 m	20 items

Export versions (since a cable cross-section of 1.00 mm<sup>2</sup> is not permitted in Germany).

Art. no.	Version	Unit
----------	---------	------

**3 x earthing contact****1 x red switch, 1.4 m supply cable H05VV-F 3G 1.00 mm<sup>2</sup>, with right angle plug and set at 45°**

· 3 earthing contact socket outlets, non child-proof

384.371S	· White	20 items
----------	---------	----------

**6 x earthing contact****1.4 m supply cable H05VV-F 3G 1.00 mm<sup>2</sup>, with right angle plug and set at 45°, without switch**

· 6 earthing contact socket outlets, child-proof

381.340S	· White	20 items
----------	---------	----------

**6 x earthing contact****1 x red switch, 1.4 m supply cable H05VV-F 3G 1.00 mm<sup>2</sup>, with right angle plug and set at 45°**

· 6 earthing contact socket outlets, child-proof

381.343S	· White	20 items
----------	---------	----------



Max. 10/16A/250V~  



Art. no.	Version	Unit
<b>Power strip</b>		
1.5 m supply cable H05VV-F 3G 1.50 mm <sup>2</sup> , screwed, rewirable with earthing contact right angle plug		
· 2 socket outlets with earthing contact		
380.270	· White	25 items
1.5 m supply cable H05VV-F 3G 1.50 mm <sup>2</sup> , screwed, rewirable with earthing contact right angle plug		
· 4 socket outlets with earthing contact		
380.271	· White	25 items



Multiple plug adaptor  

Art. no.	Version	Unit
<b>Multiple plug adaptor, max. 2.5A/250V~</b>		
2 Euro plug sockets		
921.271	· White	30 items



Surface wiring standard ERGE socket outlets with earthing contact, max. 16A/250V~  

Art. no.	Version	Unit
<b>Surface-mounted standard ERGE socket outlet with earthing contact</b>		
1 x surface-mounted earthing contact socket, DIN 49 440		
382.204	· Greenland white	10 items
2 x surface-mounted earthing contact sockets, DIN 49 440		
382.205	· Greenland white	10 items



Overload protection

Art. no.	Version	Unit
<b>Overload protection-power strip type 8110</b>		
2-way		
924.164	<ul style="list-style-type: none"> <li>· 230V~, 50Hz/16A</li> <li>· For connecting two devices with high energy consumption (e.g. washing machines and driers)</li> <li>· 1.5 m connector cable with plug</li> <li>· 1 socket outlet with automatic cut-out, power dependent</li> <li>· 1 socket outlet, carry current</li> <li>· Dimension: 75 x 45 x 270 mm</li> <li>· Screw-on</li> <li>· Weight 450 g</li> </ul>	1 item





Powercubes look good on any desk and combine modern design with practical versatility. They combine a range of functions in a compact, handy and space-saving form.

#### The advantages at a glance

- Supply cable: 2.0 m H05VV-F 3G 1.00 mm<sup>2</sup>, black, with right angle plug with earthing contact
- Dimensions (L x W x H): 105 x 120 x 95 mm
- Two fixed sockets and one socket moveable through 90°, with overvoltage protection
- Overvoltage protection and earthing indicators: The green LED indicates that the power network is securely earthed. The red LED indicates that the voltage protection unit is functioning correctly.
- X3 multi-stage metal-oxide varistor absorbs power pulses and thus offers protection against high-energy voltage peaks



Art. no.	Version	 	Unit
----------	---------	---	------

#### Powercube

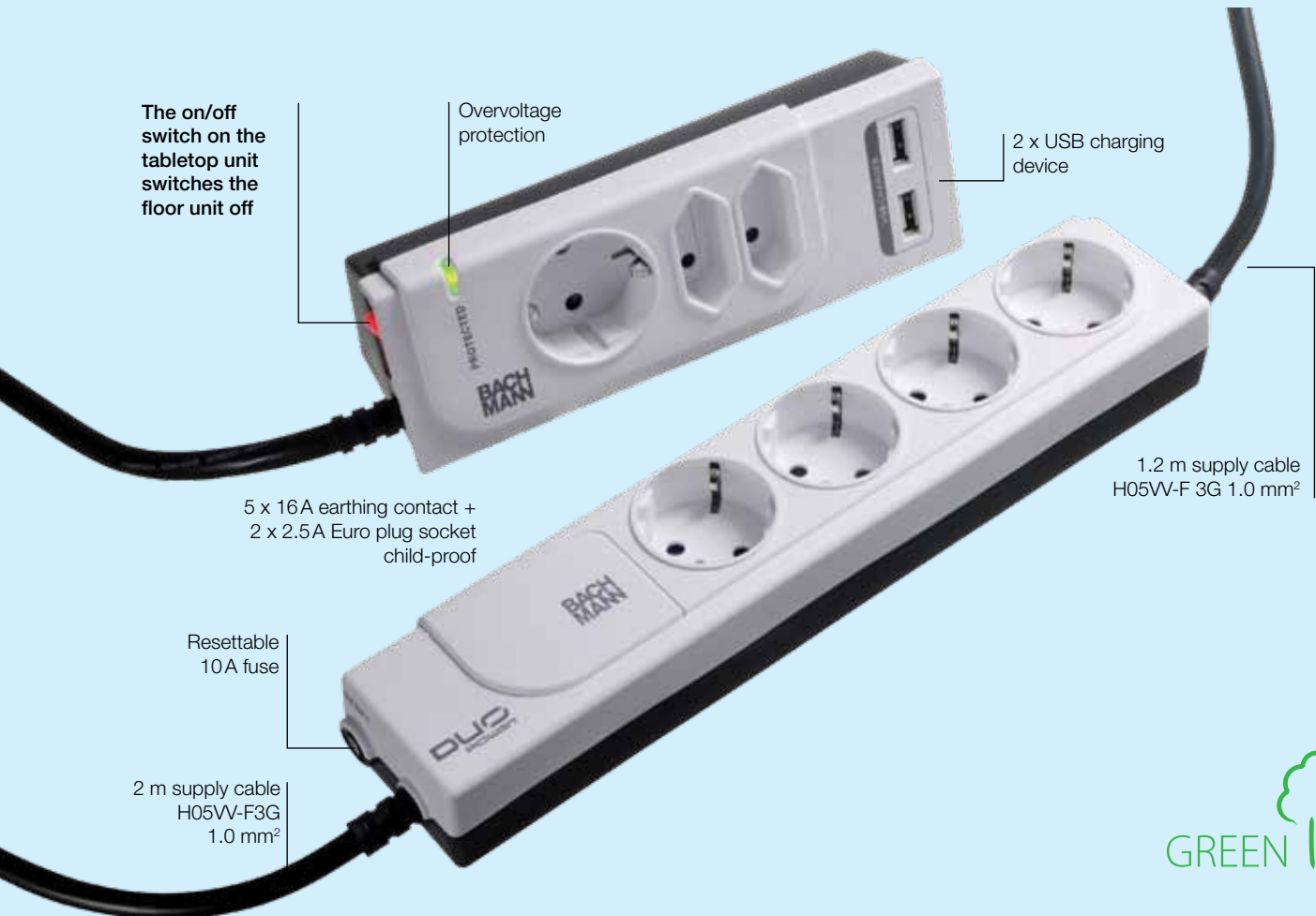
Powercube, 3 x earthing contact sockets, 10A/230V

335.050	<ul style="list-style-type: none"> <li>· Resettable 10A fuse</li> <li>· Headphone and microphone jacks</li> <li>· Overvoltage protection display</li> <li>· Earthing display</li> <li>· X3 multi-stage metal oxide varistor</li> <li>· High-frequency capacitor for noise reduction</li> <li>· Safety cut-off technology</li> <li>· Child-proof</li> </ul>	1 item
---------	--	--------

Powercube Protection, 3 x earthing contact sockets, 10A/230V

335.051	<p><b>Additional features of Powercube Protection:</b></p> <ul style="list-style-type: none"> <li>· Telephone, fax, modem and network protection</li> <li>· USB 2.0 charging device with 2 ports</li> </ul>	1 item
---------	---	--------

## DUO POWER / Power distribution with overvoltage protection

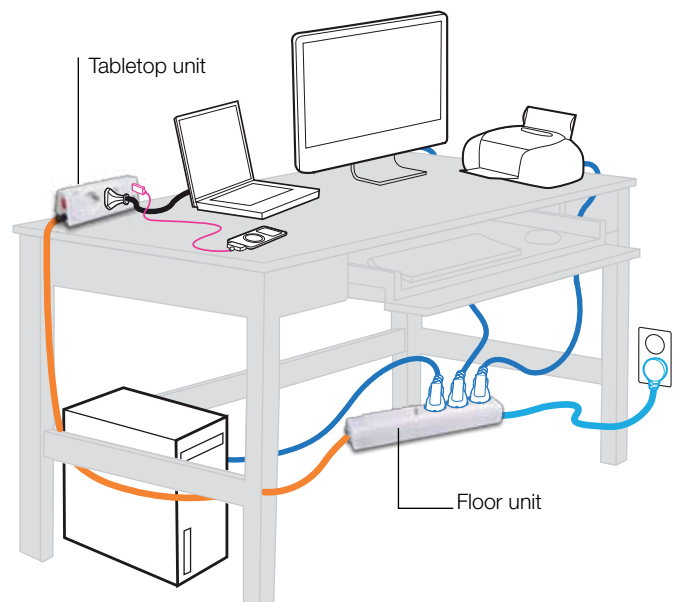


### DUO POWER 16 A and 2.5 A / 250 V

The on/off switch on the tabletop unit switches the floor unit off. This allows devices plugged into the floor unit (e.g. monitor, printer, PC etc.) to be isolated and standby currents avoided, while the tabletop unit continues to supply power e.g. for charging a mobile phone.

#### The advantages at a glance

- 2.0 m supply cable H05VV-F 3G 1.0 mm<sup>2</sup>
- 5 x 16A earthing contact + 2 x 2.5A Euro plug socket
- Child-proof
- Resettable 10A fuse
- 2 x USB charging device
- Overvoltage protection



Art. no. | Version   | Unit

#### Duo Power

5 x 16A earthing contact + 2 x 2.5A Euro plug socket / 250V

335.055 | · Duo Power with overvoltage protection

1 item







# GARDEN POSTS

Practical options for the garden.

## The advantages at a glance

- Earthing contact socket outlets, splashproof to IP44
- Connecting block for connecting external supply cables for outdoor use; minimum cable cross-section 1.5 mm<sup>2</sup>, maximum 3.0 mm<sup>2</sup>
- Power columns for the garden in weatherproof polystone
- Granite look fits in to garden setting
- Allows easy use of garden equipment, lighting and irrigation systems
- The timer model lets you programme electrical garden equipment to switch on and off at specified times. Thus for example the garden can be regularly watered even when nobody is at home.
- The model with the lamp provides a cosy atmosphere for garden parties or illuminates the way to the door of the house.



Garden posts  

Art. no. | Version

**Garden post, 4 x earthing contact** 160 x 160 x 280 mm

1 x splash water protection

394.170 | · 4 IP 44 German-type sockets for outdoor use

**Garden post with timer, 2 x earthing contact** 160 x 160 x 280 mm

1 x splash water protection, 1 x timer

394.171 | · 2 IP 44 German-type sockets for outdoor use  
· Mechanical 24 h timer



**Garden post with lamp, 2 x earthing contact** 150 x 150 x 460 mm

1 x splash water protection, 1 x lamp

394.172 | · 2 IP 44 German-type sockets for outdoor use  
· E 27 holder for energy-saving lamp, max. 11 W



Socket outlets

Garden socket with earth spike, 16 A/230 V~, IP44  

Art. no. | Version | Unit

**Garden socket outlet**

2.0 m cable: H07RN-F 3G 1.50 mm<sup>2</sup> with central plug with earthing contact

394.180 | · 2 x earthing contact socket outlets 230 V~  
· With hinged lid, splashproof to IP44  
· Black | 1 item

2.0 m cable: H07RN-F 3G 1.50 mm<sup>2</sup> with central plug with earthing contact

394.182 | · 4 x earthing contact socket outlets 230 V~  
· With hinged lid, splashproof to IP44  
· Black | 1 item



**Garden outlet, 3 x earthing contact sockets**

2.0 m cable: H07RN-F 3G 1.50 mm<sup>2</sup> with central plug with earthing contact

394.175 | · 3 x earthing contact socket outlets, 230 V~  
· With hinged lid, splashproof to IP44  
· Green | 1 item



## Cooker connecting cable with end sleeves PVC, 70 °C

- End 1: 50 mm stripped with end sleeves
- End 2: 110 mm stripped with end sleeves, 140 mm green/yellow protective conductor

Art. no.	Length	Colour	Unit
<b>H05VV-F 5G 1.50 mm<sup>2</sup></b>			<b>Ø approx. 9.5 mm</b>
Without packaging			
116.270	1.5 m	· White	50 items
116.271	2.0 m	· White	50 items
116.272	3.0 m	· White	30 items

Individually packed			
116.280	1.5 m	· White	50 items

<b>H05VV-F 3G 2.50 mm<sup>2</sup></b>			<b>Ø approx.10.1 mm</b>
Without packaging			
118.270	1.5 m	· White	50 items

<b>H05VV-F 5G 2.50 mm<sup>2</sup></b>			<b>Ø approx. 11.3 mm</b>
Without packaging			
119.270	1.5 m	· White	50 items
119.271	2.0 m	· White	30 items
119.272	3.0 m	· White	20 items

Individually packed			
119.280	1.5 m	· White	50 items
119.281	2.0 m	· White	30 items



## Cooker connecting cable with fork-type lugs PVC, 70 °C

- End 1: 50 mm stripped with end sleeves
- End 2: 110 mm stripped with fork-type lugs M5, 140 mm green/yellow earth conductor

Art. no.	Length	Colour	Unit
<b>H05VV-F 5G 2.50 mm<sup>2</sup></b>			<b>Ø approx. 11.3 mm</b>
Without packaging			
119.274	2.0 m	· White	30 items



## Cooker junction box 16A/380V~

- Duroplast version for surface or flush mounting
- Quick and easy to connect thanks to spacious terminal area
- Clamping range: 0.75–2.5 mm<sup>2</sup> for 55 mm wall socket

Art. no.	Colour	Unit
<b>Cooker junction box</b>		
<b>16A/380V~</b>		
· For 55 mm wall boxes / height 23 mm		
190.270	· White	20 items



## Equipment junction box 16A/380V~


- Thermoplastic version for concealed wiring mounting
- Easy to fit with removable terminal block and snap-lock cover
- With screw terminal 5 x 2.50 mm<sup>2</sup> and strain relief
- For 55 mm wall socket/height 14 mm

<b>Appliance junction box</b>		
190.271	· White	20 items



Kitchen connection box  

- Universal accessory for connecting hob, oven and dishwasher
- No need to fit additional sockets
- The existing cooker socket can still be used
- Saves costs as no need to fit sockets later
- Rewirable WAGO® terminals



Art. no.	Version	Unit
<b>Kitchen connection box</b>		
Grey, with screw-mounting eyes, connected load up to 10 kW		
H05VV-F 5G 2.5 mm <sup>2</sup> for cooker connection socket		
H05VV-F 5G 2.5 mm <sup>2</sup> for hob		
H05VV-F 3G 2.5 mm <sup>2</sup> with socket outlets with earthing contact for oven or dishwasher/ mountable		
923.003	Kitchen connection box 2 m (Cooker connection socket 2 m; hob 2 m; oven or dishwasher 2 m)	1 item
923.004	Kitchen connection box 5 m (Cooker connection socket 5 m; hob 5 m; oven or dishwasher 5 m)	1 item
923.005	Kitchen connection box 10 m (Cooker connection socket 2 m; hob 10 m; oven or dishwasher 10 m)	1 item

Euro supply cable PVC, 70 °C 

- End 1: 2.5A Euro plug, moulded
- End 2: 25 mm stripped with end sleeves

Art. no.	Length	Colour	Unit
<b>H03VVH2-F 2 x 0.75 mm<sup>2</sup></b>			<b>Flat cable approx. 3.6 x 5.6 mm</b>
<b>Without packaging</b>			
202.174	2.0 m	· Black	100 items
202.274	2.0 m	· White	100 items
202.175	3.0 m	· Black	100 items
202.275	3.0 m	· White	100 items
<b>Individually packed</b>			
202.184	2.0 m	· Black	50 items
202.284	2.0 m	· White	50 items
202.185	3.0 m	· Black	50 items
202.285	3.0 m	· White	50 items



Euro supply cable with intermediate switch, PVC, 70 °C 

- End 1: 2.5A Euro plug, moulded
- End 2: 25 mm stripped with end sleeves, 1-pole intermediate switch – installed approx. 50 cm from side 2

Art. no.	Length	Colour	Unit
<b>H03VVH2-F 2 x 0.75 mm<sup>2</sup></b>			<b>Flat cable approx. 3.6 x 5.6 mm</b>
<b>Without packaging</b>			
211.174	1.8 m	· Black	100 items
211.274	1.8 m	· White	100 items



## Earthing contact supply cable, PVC, with intermediate switch, 70 °C



- Sealed
- Switch dimensions: 60 x 26 x 13 mm
- End 1: right angle plug with dual earthing contact system, moulded
- End 2: 30 mm stripped with end sleeves, 1-pole intermediate switch - fitted after approx. 50 cm



Art. no.	Length	Colour	Unit
----------	--------	--------	------

<b>H03VV-F 3G 0.75 mm<sup>2</sup></b>			<b>Ø approx. 5.5 mm</b>
---------------------------------------	--	--	-------------------------

<b>Without packaging</b>			
--------------------------	--	--	--

302.174	2.0 m	· Black	100 items
302.274	2.0 m	· White	100 items

## Vacuum cleaner replacement cable, PVC, 70 °C



- End 1: contour plug, moulded
- End 2: 30 mm stripped with end sleeves



Art. no.	Length	Colour	Unit
----------	--------	--------	------

<b>H05VV-F 2 x 0.75 mm<sup>2</sup></b>			<b>Ø approx. 6.4 mm</b>
--	--	--	-------------------------

<b>Individually packed</b>			
----------------------------	--	--	--

240.187	6.3 m	· Black	20 items
240.189	10.0 m	· Black	20 items

## Contour supply cable, PVC, 70 °C



- End 1: contour plug, moulded
- End 2: 30 mm stripped with end sleeves



Art. no.	Length	Colour	Unit
----------	--------	--------	------

<b>H05VV-F 2 x 1.00 mm<sup>2</sup></b>			<b>Ø approx. 6.5 mm</b>
--	--	--	-------------------------

<b>Without packaging</b>			
--------------------------	--	--	--

241.175	3.0 m	· Black	50 items
241.275	3.0 m	· White	50 items

Earthing contact supply cable, PVC, max. 16A/250V~, 70°C



- End 1: right angle plug with dual earthing contact system, moulded
- End 2: 30 mm stripped with end sleeves

Art. no.	Length	Colour	Unit
<b>H03VV-F 3G 0.75 mm<sup>2</sup></b>			<b>Ø approx. 5.5 mm</b>
Without packaging			
301.174	2.0 m	· Black	100 items
301.274	2.0 m	· White	100 items
301.974	2.0 m	· Grey	100 items
301.175	3.0 m	· Black	100 items
301.275	3.0 m	· White	100 items
<b>H05VV-F 3G 1.00 mm<sup>2</sup></b>			<b>Ø approx. 7.0 mm</b>
Without packaging			
304.174	2.0 m	· Black	100 items
304.274	2.0 m	· White	100 items
304.974	2.0 m	· Grey	100 items
304.175	3.0 m	· Black	50 items
304.275	3.0 m	· White	50 items
304.176	5.0 m	· Black	30 items
304.276	5.0 m	· White	30 items
Individually packed			
304.184	2.0 m	· Black	50 items
304.284	2.0 m	· White	50 items
304.185	3.0 m	· Black	50 items
304.285	3.0 m	· White	50 items
<b>H05VV-F 3G 1.50 mm<sup>2</sup></b>			<b>Ø approx. 8.0 mm</b>
Without packaging			
305.174	2.0 m	· Black	50 items
305.274	2.0 m	· White	50 items
305.974	2.0 m	· Grey	50 items
305.175	3.0 m	· Black	50 items
305.275	3.0 m	· White	50 items
305.975	3.0 m	· Grey	50 items
305.176	5.0 m	· Black	30 items
305.276	5.0 m	· White	30 items
Individually packed			
305.184	2.0 m	· Black	50 items
305.284	2.0 m	· White	50 items
305.185	3.0 m	· Black	20 items
305.285	3.0 m	· White	20 items



Earthing contact supply cable, PVC, max. 16A/250V~, 70°C



- End 1: central plug with dual earthing contact system, moulded
- End 2: 30 mm stripped with end sleeves



Art. no.	Length	Colour	Unit
<b>H03VV-F 3G 0.75 mm<sup>2</sup></b>			<b>Diameter approx. 5.5 mm</b>
<b>Without packaging</b>			
311.273	1.5 m	· White	100 items
<b>H03VV-F 3G 0.75 mm<sup>2</sup></b>			<b>Diameter approx. 5.5 mm</b>
<b>Individually packed</b>			
312.174	2.0 m	· Black	100 items
312.175	3.0 m	· Black	100 items
312.275	3.0 m	· White	100 items

Electric iron supply cable, textile, 150°C



- End 1: central plug with dual earthing contact system, moulded
- End 2: 30 mm stripped with end sleeves



Art. no.	Length	Colour	Unit
<b>H03RT-H 3G 0.75 mm<sup>2</sup> – TEXTILE</b>			<b>Diameter approx. 6.5 mm</b>
<b>Without packaging</b>			
313.175	3.0 m	· Grey/white	50 items
<b>Individually packed</b>			
313.185	3.0 m	· Grey/white	50 items


Small equipment supply cable, PVC, max. 2.5A/250V~



- End 1: Euro flat plug, moulded
- End 2: small equipment socket, moulded



Art. no.	Length	Colour	Unit
<b>H03VVH2-F 2 x 0.75 mm<sup>2</sup></b>			<b>Flat cable approx. 3.6 x 5.6 mm</b>
<b>Without packaging</b>			
251.173	1.5 m	· Black	200 items
<b>Individually packed</b>			
251.183	1.5 m	· Black	50 items


Non-heating appliance supply cable, PVC, 10A/250V~, 70°C 

- End 1: right angle plug with dual earthing contact system, moulded
- End 2: non-heating appliance socket, IEC 320/C13, moulded

Art. no.	Length	Colour	Unit
<b>H05VV-F 3G 0.75 mm<sup>2</sup></b>			<b>Diameter approx. 5.8 mm</b>
Without packaging			
351.174	2.0 m	· Black	100 items
351.974	2.0 m	· Grey	100 items
Individually packed			
351.184	2.0 m	· Black	50 items
351.984	2.0 m	· Grey	50 items



Art. no.	Length	Colour	Unit
<b>H05VV-F 3G 1.00 mm<sup>2</sup></b>			<b>Diameter approx. 7.0 mm</b>
Without packaging			
353.175	3.0 m	· Black	50 items
353.975	3.0 m	· Grey	50 items
Individually packed			
353.185	3.0 m	· Black	50 items
353.985	3.0 m	· Grey	50 items

Non-heating appliance supply cable, PVC, 16A/250V~, 70°C 

- End 1: right angle plug with dual earthing contact system, moulded
- End 2: C19 non-heating appliance socket (915.174)

Art. no.	Length	Colour	Unit
<b>H05VV-F 3G 1.50 mm<sup>2</sup></b>			<b>Diameter approx. 8.4 mm</b>
Without packaging			
352.174	2.0 m	· Black	50 items
352.175	3.0 m	· Black	50 items



Non-heating appliance extension cable, 10A/250V~, 70°C 

- End 1: IEC 320/C14 non-heating appliance plug with earthing contact, moulded
- End 2: IEC 320 / C13 non-heating appliance socket with earthing contact, moulded
- Ideal connector between PC and monitor or as an extension cable

Art. no.	Length	Colour	Unit
<b>H05VV-F 3G 0.75 mm<sup>2</sup></b>			<b>Diameter approx. 5.8 mm</b>
Without packaging			
356.974	2.0 m	· Grey	100 items
<b>H05VV-F 3G 1.00 mm<sup>2</sup></b>			<b>Diameter approx. 7.0 mm</b>
Without packaging			
356.975	3.0 m	· Grey	50 items





Non-heating appliance extension cable, PVC, 16A/250V~, 70°C



- End 1: C20 non-heating appliance plug (915.175)
- End 2: C19 non-heating appliance socket (915.174)



Art. no.	Length	Colour	Unit
<b>H05VV-F 3G 1.50 mm<sup>2</sup></b>			<b>Diameter approx. 8.4 mm</b>
Without packaging			
356.174	2.0 m	· Black	50 items
356.175	3.0 m	· Black	50 items

Heating appliance supply cable, PVC, 10A/250V~ (for export only)



- End 1: right angle plug with dual earthing contact system, moulded
- End 2: heating appliance socket 10A, IEC 320/C15, fitted



Art. no.	Length	Colour	Unit
<b>H05VV-F 3G 1.00 mm<sup>2</sup></b>			<b>Diameter approx. 7.0 mm</b>
Without packaging			
361.174	2.0 m	· Black	50 items
Individually packed			
361.184	2.0 m	· Black	50 items

Heating appliance supply cable, rubber, 10A/250V~, 155°C



- End 1: central plug with dual earthing contact system, moulded
- End 2: heating appliance outlet 10A, mounted



Art. no.	Length	Colour	Unit
<b>H05RR-F 3G 1.00 mm<sup>2</sup></b>			<b>Diameter approx. 6.5 mm</b>
Without packaging			
372.174	2.0 m	· Black	50 items
Individually packed			
372.184	2.0 m	· Black	20 items



Universal supply cable, PVC, 10A/250V~ (for export only)



- End 1: right angle plug with dual earthing contact system, moulded
- End 2: heating appliance outlet 10A, mounted



Art. no.	Length	Colour	Unit
<b>H05VV-F 3G 1.00 mm<sup>2</sup></b>			<b>Diameter approx. 7.0 mm</b>
Without packaging			
373.174	2.0 m	· Black	50 items

Contour supply cable, neoprene, 16A/250V~, 70°C  

- End 1: contour plug, moulded
- End 2: 30 mm stripped with end sleeves
- Ideal connecting cable for power tools

Art. no.	Length	Colour	Unit
<b>H07RN-F 2 x 1.00 mm<sup>2</sup></b>			<b>Diameter approx. 7.7 mm</b>
Without packaging			
246.174	2.0 m	· Black	50 items
246.175	3.0 m	· Black	50 items
246.375	3.0 m	· Red	50 items
246.176	5.0 m	· Black	20 items
246.376	5.0 m	· Red	20 items
Individually packed			
246.185	3.0 m	· Black	20 items
246.186	5.0 m	· Black	20 items




Art. no.	Length	Colour	Unit
<b>H07RN-F 2 x 1.50 mm<sup>2</sup></b>			<b>Diameter approx. 8.7 mm</b>
Without packaging			
248.174	2.0 m	· Black	50 items
248.175	3.0 m	· Black	50 items
248.176	5.0 m	· Black	20 items
Individually packed			
248.185	3.0 m	· Black	20 items
248.186	5.0 m	· Black	20 items



Contour supply cable, rubber/PUR, 16A/250V~, 70°C  

- End 1: contour plug, moulded
- End 2: 30 mm stripped with end sleeves

Art. no.	Length	Colour	Unit
<b>H05BQ-F 2 x 1.00 mm<sup>2</sup></b>			<b>Diameter approx. 6.8 mm</b>
Without packaging			
244.875	3.0 m	· Orange	50 items
244.876	5.0 m	· Orange	30 items
<b>H07BQ-F 2 x 1.50 mm<sup>2</sup></b>			<b>Diameter approx. 8.3 mm</b>
Without packaging			
249.875	3.0 m	· Orange	50 items
249.876	5.0 m	· Orange	30 items



Earthing contact supply cable, neoprene, max. 16A/250V~



- End 1: central plug with dual earthing contact system, moulded  
Plug is splash water protected.
- End 2: 30 mm stripped with end sleeves

Art. no.	Length	Colour	Unit
<b>H05RR-F 3G 0.75 mm<sup>2</sup></b>			<b>Diameter approx. 6.7 mm</b>

Without packaging			
321.174	2.0 m	· Black	50 items
321.175	3.0 m	· Black	50 items
321.176	5.0 m	· Black	20 items

<b>H07RN-F 3G 1.00 mm<sup>2</sup></b>			<b>Diameter approx. 8.9 mm</b>
---------------------------------------	--	--	--------------------------------

Without packaging			
320.174	2.0 m	· Black	50 items
320.175	3.0 m	· Black	50 items
320.176	5.0 m	· Black	20 items

Individually packed			
320.185	3.0 m	· Black	20 items
320.186	5.0 m	· Black	20 items

<b>H07RN-F 3G 1.50 mm<sup>2</sup></b>			<b>Diameter approx. 9.5 mm</b>
---------------------------------------	--	--	--------------------------------

Without packaging			
322.174	2.0 m	· Black	50 items
322.175	3.0 m	· Black	30 items
322.176	5.0 m	· Black	20 items

Individually packed			
322.184	2.0 m	· Black	20 items
322.185	3.0 m	· Black	20 items
322.186	5.0 m	· Black	20 items

<b>H07RN-F 3G 2.50 mm<sup>2</sup></b>			<b>Diameter approx. 11.3 mm</b>
---------------------------------------	--	--	---------------------------------

Individually packed			
323.185	3.0 m	· Black	10 items
323.186	5.0 m	· Black	10 items

Earthing contact supply cable, rubber /PUR, max. 16A/250V~



- End 1: central plug with dual earthing contact system, moulded  
Plug is splash water protected.
- End 2: 30 mm stripped with end sleeves

Art. no.	Length	Colour	Unit
<b>H05BQ-F 3G 1.00 mm<sup>2</sup></b>			<b>Diameter approx. 7.9 mm</b>

Without packaging			
328.875	3.0 m	· Orange	50 items
328.876	5.0 m	· Orange	30 items

<b>H07BQ-F 3G 1.50 mm<sup>2</sup></b>			<b>Diameter approx. 8.6 mm</b>
---------------------------------------	--	--	--------------------------------

Without packaging			
327.875	3.0 m	· Orange	30 items
327.876	5.0 m	· Orange	20 items



- |                           |  |
|---------------------------|--|
| <b>Note</b>               | <ul style="list-style-type: none"> <li>• For contour and earthing-contact connector supply cable</li> <li>• Contour supply cable: 244.875/244.876/249.875/249.876</li> <li>• Earthing-contact connector supply cable: 328.875/328.876/327.875/327.876</li> </ul>   |
| <b>Cable construction</b> | <ul style="list-style-type: none"> <li>• Contour supply cable: 244.875/244.876/249.875/249.876</li> <li>• Copper conductor, finely stranded, tin-plated.</li> <li>• Lead insulation made from ethylene-propylene rubber.</li> <li>• Sheath made from polyurethane, blend type 11Ym1 in accordance with VDE 0250 Part 818/585</li> </ul>  |
| <b>Examples of use</b>    | <ul style="list-style-type: none"> <li>• Outdoors and in dry, damp and wet indoor spaces.</li> <li>• For mechanically demanding applications on construction sites, in workshops, in mechanical and plant engineering and in the chemicals industry.</li> <li>• Wherever requirements for abrasion resistance, impact resistance and oil resistance are high.</li> <li>• Particularly suitable as a supply cable for hand-held power tools.</li> </ul> |

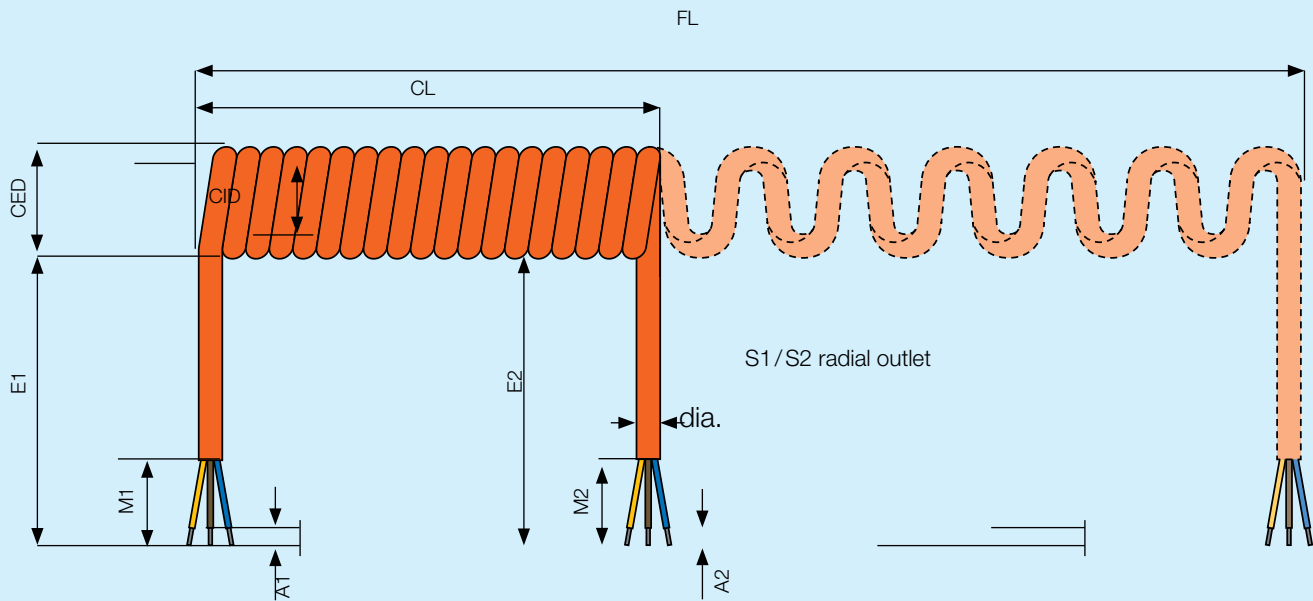
**We can provide custom configurations following your specification or following free consultation with our experts. As a manufacturer of many years' standing, we possess a wealth of know-how. See also page 300 ff (international connectors and couplings).**

Transparent power cable

- Leads FEP T 180 °C/sheath PVC T 105 °C 450/750V, earth conductor threads green/yellow
- End 1: 40 mm stripped with end sleeves
- End 2: 40 mm stripped with end sleeves

Art. no.	Length	Colour	Unit
<b>Double insulated cable 3 x 0.75 mm<sup>2</sup></b>			
130.080	1.5 m	• Transparent	1 item
130.081	3.0 m	• Transparent	1 item
<b>Double insulated cable 3 x 1.50 mm<sup>2</sup></b>			
131.080	1.5 m	• Transparent	1 item
131.081	3.0 m	• Transparent	1 item
<b>Double insulated cable 3 x 0.75 mm<sup>2</sup></b>			<b>Diameter 5.2 mm ±0.2 mm</b>
150.072	50.0 m ring	• Transparent	1 item
<b>Double insulated cable 3 x 1.50 mm<sup>2</sup></b>			
150.070	50.0 m ring	• Transparent	1 item
<b>Double insulated cable 5 x 0.75 mm<sup>2</sup></b>			
132.080	1.5 m	• Transparent	1 item
132.081	3.0 m	• Transparent	1 item
<b>Double insulated cable 5 x 1.50 mm<sup>2</sup></b>			
133.080	1.5 m	• Transparent	1 item
133.081	3.0 m	• Transparent	1 item
<b>Double insulated cable 5 x 1.50 mm<sup>2</sup></b>			
151.070	50.0 m ring	• Transparent	1 item
<b>Double insulated cable 5 x 0.75 mm<sup>2</sup></b>			
151.072	50.0 m ring	• Transparent	1 item





Coil length (WL)	= closed length
Working length (AL)	= max. stretched length
dia.	= cable diameter
WID	= coil internal diameter
WAD	= coil external diameter
S1	= end 1
S2	= end 2
M1	= stripped
A1	= end sleeve

# SPIRAL CABLES

Wide range of stock items plus custom manufacturing

As a leading manufacturer of spiral cables we have extensive competence and count leading global companies among our customers. Specifically developed - from the helicopter communication helix to the robot coil in technically difficult environments - we will find the solution for you.

## Properties Examples of use

### Leads PVC / sheath PVC

- Good value, low mechanical stiffness, medium chemical resistance, medium reset force.
- For household equipment, lamps and IT systems.

## Properties Examples of use

### Leads PVC / sheath PUR

- Good chemical resistance, good resistance to cold, excellent abrasion and notching resistance, very good oil resistance, good reset force.
- For connecting cables in engineering and the building industry (construction equipment).

## Properties Examples of use

### Leads rubber PUR / sheath PUR

- Good wear resistance, good chemical resistance, good resistance to cold, excellent abrasion and notching resistance, very good oil resistance, good reset force.
- For machines and systems requiring VDE-compatible connection: for example mechanical engineering, construction equipment, electric tools, communication technology - in particular for use out of doors and/or in damp rooms.

Spiral cables PVC

Leads: PVC, sheath: PVC, elongation factor 1:4, 70°C

- End 1/end 2: 200 mm each, cut flush
- Properties: good value, low mechanical resistance, medium chemical resistance, medium reset force
- Examples of use: lamps, IT systems and mobile devices/equipment

Art. no.	Coil length	Operating length	Version	Unit
<b>Spiral cable</b>				
H05VV-F 3G 1.50 mm <sup>2</sup> , diameter approx. 8.4 mm, WID: approx. 10 mm, WAD: approx. 27 mm				
654.180	500 mm	2,000 mm	· Black	50 items
654.280	500 mm	2,000 mm	· White	50 items
654.181	1,000 mm	4,000 mm	· Black	30 items
654.281	1,000 mm	4,000 mm	· White	30 items
654.182	1,500 mm	6,000 mm	· Black	15 items
654.282	1,500 mm	6,000 mm	· White	15 items



Spiral cable, PUR

Leads: PVC, sheath: PUR, elongation factor 1:5, 70°C

- End 1/end 2: 200 mm each, cut flush
- Properties: good chemical resistance, good resistance to cold, excellent abrasion and notching resistance, very good reset force
- Examples of use: connecting cables for engineering, the construction industry or robotics

Art. no.	Coil length	Operating length	Version	Unit
<b>Spiral cable, PUR</b>				
YMH11Y-J 3G 1.50 mm <sup>2</sup> , diameter approx. 8.0 mm, WID: approx. 13 mm, WAD: approx. 29 mm				
692.180	500 mm	2,500 mm	· Black	30 items
692.280	500 mm	2,500 mm	· White	30 items
692.181	1,000 mm	5,000 mm	· Black	20 items
692.281	1,000 mm	5,000 mm	· White	20 items
692.182	1,500 mm	7,500 mm	· Black	15 items
692.282	1,500 mm	7,500 mm	· White	15 items





Spiral cable, PUR

Leads: PVC, sheath: PUR, elongation factor 1:5, 70 °C

Art. no.	Coil length	Operating length	Version	Unit
<b>Spiral cable, PUR</b>				
YMH11Y-J 5 x 1.50 mm <sup>2</sup> , diameter approx. 10.0 mm, WID: approx. 18 mm, WAD: approx. 39 mm				
693.180	500 mm	2,500 mm	· Black	20 items
693.280	500 mm	2,500 mm	· White	20 items
693.181	1,000 mm	5,000 mm	· Black	10 items
693.281	1,000 mm	5,000 mm	· White	10 items
693.182	1,500 mm	7,500 mm	· Black	5 items
693.282	1,500 mm	7,500 mm	· White	5 items

Spiral cable, PUR

Leads: rubber, sheath: PUR, elongation factor 1:5, 70 °C

- End 1/end 2: 200 mm each, cut flush
- Properties: good chemical resistance, good resistance to cold, microbe resistant, excellent abrasion and notching resistance, microbe-proof, high resistance to chafing and grinding, good reset force
- Examples of use: machines and systems requiring VDE-compatible connection:  
e.g. in engineering, power tools, construction equipment and communications systems
- Particularly suitable for use out of doors or in damp environments; UV resistant

Art. no.	Coil length	Operating length	Version	Unit
<b>Spiral cable, PUR</b>				
H07BQ-F 3G 1.50 mm <sup>2</sup> , diameter approx. 9.5 mm, WID: approx. 13 mm, WAD: approx. 32 mm				
684.880	500 mm	2,500 mm	· Orange	20 items
684.881	1,000 mm	5,000 mm	· Orange	15 items
684.882	1,500 mm	7,500 mm	· Orange	10 items
H07BQ-F 5G 1.50 mm <sup>2</sup> , diameter approx. 11.3 mm, WID: approx. 18 mm, WAD: approx. 41 mm				
685.880	500 mm	2,500 mm	· Orange	20 items
685.881	1,000 mm	5,000 mm	· Orange	10 items
685.882	1,500 mm	7,500 mm	· Orange	5 items
H07BQ-F 7G 1.50 mm <sup>2</sup> , diameter approx. 13.9 mm, WID: approx. 18 mm, WAD: approx. 46 mm				
681.880	500 mm	2,500 mm	· Orange	20 items
681.881	1,000 mm	5,000 mm	· Orange	10 items
681.882	1,500 mm	7,500 mm	· Orange	5 items
H07BQ-F 3G 2.50 mm <sup>2</sup> , diameter approx. 10.8 mm, WID: approx. 18 mm, WAD: approx. 40 mm				
682.880	500 mm	2,500 mm	· Orange	20 items
682.881	1,000 mm	5,000 mm	· Orange	10 items
682.882	1,500 mm	7,500 mm	· Orange	5 items
H07BQ-F 5G 2.50 mm <sup>2</sup> , diameter approx. 13.7 mm, WID: approx. 18 mm, WAD: approx. 46 mm				
683.880	500 mm	2,500 mm	· Orange	20 items
683.881	1,000 mm	5,000 mm	· Orange	10 items
683.882	1,500 mm	7,500 mm	· Orange	5 items





## SPIRAL CABLES

Contour supply cable, PUR   Leads: rubber, sheath: PUR, elongation factor 1:5, 70 °C

- End 1: moulded contour plug
- End 2: length 100 mm incl. 30 mm stripped, with end sleeves

Art. no.	Coil length	Operating length	Version	Unit
<b>Contour supply cable, PUR</b>				
H05BQ-F 2 x 1.00 mm <sup>2</sup> , diameter approx. 7 mm, WID: approx. 9 mm, WAD: approx. 23 mm				
624.871	1,000 mm	5,000 mm	· Orange	50 items



Earthing contact spiral supply cable, PVC   Leads: PVC, sheath: PVC, elongation factor 1:4, 70 °C

- End 1: right angle plug, type 30F with dual earthing contact system, moulded
- End 2: length 100 mm incl. 30 mm stripped, with end sleeves

Art. no.	Coil length	Operating length	Version	Unit
<b>Earthing contact spiral supply cable PVC</b>				
H05VV-F 3G 1.50 mm <sup>2</sup> , diameter approx. 8.4 mm, WID: approx. 10 mm, WAD: approx. 27 mm				
663.170	500 mm	2,000 mm	· Black	50 items
663.270	500 mm	2,000 mm	· White	50 items
663.171	1,000 mm	4,000 mm	· Black	30 items
663.271	1,000 mm	4,000 mm	· White	30 items



Earthing contact spiral supply cable PUR   Leads: rubber, sheath: PUR, elongation factor 1:5, 70 °C

- End 1: length 100 mm straight, central plug with dual earthing contact system, moulded
- End 2: length 200 mm incl. 30 mm stripped, with end sleeves

Art. no.	Coil length	Operating length	Version	Unit
<b>Earthing contact spiral supply cable, PUR</b>				
H07BQ-F 3G 1.50 mm <sup>2</sup> , diameter approx. 9.5 mm, WID: approx. 13 mm, WAD: approx. 32 mm				
665.870	500 mm	2,500 mm	· Orange	10 items
665.871	1,000 mm	5,000 mm	· Orange	10 items



### Spiral lighting cables

Ends: 140 mm each, incl. 80 mm stripped, with end sleeves

Art. no.	Coil length	Operating length	Version	Unit
<b>Spiral lighting cable (prepared)</b>				
H05VV-F 3G 1.50 mm <sup>2</sup> , diameter approx. 8.4 mm, WID: approx. 10 mm, WAD: approx. 27 mm				
· Insulation: PVC, sheath: PVC, elongation factor 1:4, 70 °C				
654.283	400 mm	1,600 mm	· White	50 items
654.284	800 mm	3,200 mm	· White	25 items
YMH11Y-J 5 x 1.50 mm <sup>2</sup> , diameter approx. 10 mm, WID: approx. 13 mm, WAD: approx. 34 mm				
· Insulation: PVC, sheath: PUR, elongation factor 1:5, 70 °C				
693.283	400 mm	2,000 mm	· White	20 items



Earthing contact extension cable, 16A/250V~, PVC, 70°C



- End 1: right angle plug with dual earthing contact system, moulded
- End 2: earthing contact coupling, moulded, with extra child-proofing in coupling



Art. no.	Version	Unit
----------	---------	------

**Earthing contact extension, cable: H05VV-F 3G 1.50 mm<sup>2</sup>**

Length: 2 m

341.200S	· White	50 items
----------	---------	----------

Length: 3 m

341.201S	· White	50 items
----------	---------	----------

Length: 5 m

341.202S	· White	30 items
----------	---------	----------

Length: 10 m

341.203S	· White	20 items
----------	---------	----------

Spiral earthed contact extension cable, PVC, elongation factor 1:4, 70°C



- End 1: central plug with dual earthing contact system, moulded
- End 2: earthing contact coupling, moulded



Art. no.	Coil length	Operating length	Version	Unit
----------	-------------	------------------	---------	------

**Spiral extension cable with earthing contact plug, PVC**

H05VV-F 3G 1.50 mm<sup>2</sup>, diameter approx. 8.4 mm, WID: approx. 10 mm, WAD: approx. 27 mm

672.180	500 mm	2,000 mm	· Black	20 items
---------	--------	----------	---------	----------

672.280	500 mm	2,000 mm	· White	20 items
---------	--------	----------	---------	----------

672.181	1,000 mm	4,000 mm	· Black	20 items
---------	----------	----------	---------	----------

672.281	1,000 mm	4,000 mm	· White	20 items
---------	----------	----------	---------	----------

Earthing contact extension cable, 16A/250V~, IP20, PVC, 70°C



- End 1: central plug with dual earthing contact system, moulded
- End 2: earthing contact coupling, moulded, with cover



Art. no.	Version	Unit
----------	---------	------

**Earthing contact extension, cable: H05VV-F3 G 1.50 mm<sup>2</sup>, safety colour orange**


Length: 10 m

341.879	· Orange	1 item
---------	----------	--------

Length: 25 m

341.870	· Orange	1 item
---------	----------	--------

## EXTENSION CABLES

Euro extension cable, 2.5 A/250V~, PVC, 70 °C 

- End 1: Euro plug, fitted, type 20
- End 2: Euro coupling, fitted, type 23
- Cable: H03VVH2-F2 0.75 mm<sup>2</sup>, flat cable

Art. no.	Version	Unit
<b>Euro extension cable</b>		
<b>Length: 2.0 m</b>		
233.184	· Black	20 items
233.284	· White	20 items
<b>Length: 3.0 m</b>		
233.185	· Black	20 items
233.285	· White	20 items
<b>Length: 5.0 m</b>		
233.186	· Black	20 items
233.286	· White	20 items



Earthing contact extension cable, 16 A/250V~, PVC, 70 °C  

- End 1: right angle plug with dual earthing contact system, moulded
- End 2: earthing contact coupling, moulded

Art. no.	Version	Unit
<b>Earthing contact extension, cable: H05VV-F 3G 1.50 mm<sup>2</sup></b>		
<b>Length: 2.0 m</b>		
341.184	· Black	50 items
341.284	· White	50 items
<b>Length: 3.0 m</b>		
341.185	· Black	50 items
341.285	· White	50 items
<b>Length: 4.0 m</b>		
341.287	· White	50 items
<b>Length: 5.0 m</b>		
341.186	· Black	50 items
341.286	· White	50 items
<b>Length: 7.5 m</b>		
341.288	· White	20 items
<b>Length: 10 m</b>		
341.189	· Black	15 items
341.289	· White	15 items
<b>Length: 15 m</b>		
341.281	· White	10 items



Lawnmower extension cable, 16A/250V~, rubber/neoprene, 70°C



- End 1: central plug with earthing contact
- End 2: earthing contact coupling with cover



Art. no.	Version	Unit
<b>Lawnmower extension, cable: H07RN-F3G 1.50 mm<sup>2</sup></b>		
<b>15 m</b>		
343.373	· Red	1 item
<b>25 m</b>		
343.370	· Red	1 item
<b>35 m</b>		
343.372	· Red	1 item
<b>50 m</b>		
343.371	· Red	1 item

#### Kabelsafe box, IP44


- Offers the best protection for power cable plug-in connections
- Child-proof and waterproof
- Ideal for outdoor use
- Protects the plug connections of your Christmas and party illuminations
- Practical applications in camping and for use with electric lawnmowers
- For permanent use in the garden and on construction sites



Art. no.	Version	Unit
<b>Kabelsafe box, IP44</b>		
919.371	<ul style="list-style-type: none"> <li>· Max. cable diameter 9 mm</li> <li>· Internal dimensions 180 mm long, Ø 60 mm</li> <li>· Orange</li> </ul>	1 item

#### Kabelsafe box, IP64

- Offers outstanding protection for power strips, extension cables and adaptors
- 6 cable entries with individual strain relief
- Lockable and can be mounted at rear; very robust construction
- For permanent use in the garden and on construction sites
- Ideal for Christmas lights, garden devices and camping uses



Art. no.	Version	Unit
<b>Kabelsafe box, IP64</b>		
904.100	<ul style="list-style-type: none"> <li>· Designed for cable diameters from H05VV - F 3G 1.5 mm to H007RN-F 3G 1.5 mm<sup>2</sup> to H07RN-F 3G 1.5 mm<sup>2</sup></li> <li>· Light grey</li> <li>· UV-resistant</li> <li>· Suitable for e.g. entire Smart Line 3 x range</li> <li>· Usable surface: 85 mm deep, 275 mm wide</li> </ul>	1 item

Earthing contact extension cable, 16A/250V~, rubber, 70°C



- End 1: central plug with earthing contact
- End 2: earthing contact coupling with cover

Art. no.	Version	Unit
<b>Earthing contact extension, cable: H05RR-F 3G 1.50 mm<sup>2</sup></b>		
Length: 10 m		
343.179	· Black	1 item
Length: 25 m		
343.177	· Black	1 item



Earthing contact extension cable, 16A/250V~, IP44, rubber /neoprene, 70°C



- End 1: central plug with earthing contact
- End 2: earthing contact coupling with cover
- Heavy duty version for outdoor use and on construction sites

Art. no.	Version	Unit
<b>Earthing contact extension, cable: H07RN-F 3G 1.50 mm<sup>2</sup></b>		
Length: 5 m		
343.170	· Black	1 item
Length: 10 m		
343.171	· Black	1 item
Length: 25 m		
343.172	· Black	1 item
Length: 50 m		
343.173	· Black	1 item
<b>Earthing contact extension, cable: H07RN-F 3G 2.50 mm<sup>2</sup></b>		
Length: 10 m		
343.191	· Black	1 item
Length: 25 m		
343.192	· Black	1 item



Earthing contact extension cable, 16A/250V~, IP44, rubber /neoprene, 70°C



- 3-way rubber overhead coupling and hinged lid (IP44)
- End 1: central plug with earthing contact
- End 2: 3-way rubber overhead coupling with hinged lid and standardised snap latch

Art. no.	Version	Unit
<b>Earthing contact extension, cable: H07RN-F 3G 1.50 mm<sup>2</sup></b>		
Length: 5 m		
343.174	· Black	1 item
Length: 10 m		
343.175	· Black	1 item
Length: 25 m		
343.176	· Black	1 item



CEE extension cable, 32 A/400V ~, rubber / neoprene, IP44, 70 °C

- End 1: CEE plug 32 A/6 h/400V
- End 2: CEE coupling 32 A/6 h/400V
- Suitable for use out of doors and on construction sites



Art. no.	Version	Unit
----------	---------	------

**CEE extension cable, H07RN-F5G 2.5 mm<sup>2</sup>**

Length: 5 m

345.170	· Black	1 item
---------	---------	--------

Length: 10 m

345.171	· Black	1 item
---------	---------	--------

Length: 25 m

345.172	· Black	1 item
---------	---------	--------

**CEE extension cable, H07RN-F5G 4.00 mm<sup>2</sup>**

Length: 5 m

346.170	· Black	1 item
---------	---------	--------

Length: 10 m

346.171	· Black	1 item
---------	---------	--------

Length: 25 m

346.172	· Black	1 item
---------	---------	--------

**CEE extension cable, H07RN-F5G 6.00 mm<sup>2</sup>**

Length: 10 m

348.171	· Black	1 item
---------	---------	--------

Length: 25 m

348.172	· Black	1 item
---------	---------	--------

Cable-carrying aid

- Handle facilitates transport of long cables or tubes
- Adjustable and pliable

Art. no.	Version	Unit
<b>Cable-carrying aid</b>		
394.179	· Orange	1 item



CEE extension cable, 16A/400V~, rubber / neoprene, IP44, 70°C

- End 1: CEE plug 16A/6 h/400V
- End 2: CEE coupling 16A/6 h/400V
- Suitable for use out of doors and on construction sites

Art. no.	Version	Unit
<b>CEE extension cable, H07RN-F5G 1.5 mm<sup>2</sup></b>		
Length: 5 m		
344.170	· Black	1 item
Length: 10 m		
344.171	· Black	1 item
Length: 25 m		
344.172	· Black	1 item
<b>CEE extension cable, H07RN-F5G 1.5 mm<sup>2</sup>, with phase inverter</b>		
Length: 10 m		
344.174	· Black	1 item
Length: 25 m		
344.175	· Black	1 item
<b>CEE extension cable, H07RN-F5G 2.5 mm<sup>2</sup></b>		
Length: 5 m		
347.170	· Black	1 item
Length: 10 m		
347.171	· Black	1 item
Length: 25 m		
347.172	· Black	1 item







Two plug retainers to hold earthing contact plug when not in use

Includes thread and crank handle for easier winding of cable

Maximum protection against electrical hazards, fully insulated

# MEISTERTROMMEL CABLE REELS

For professionals, the BACHMANN Meistertrommel is the ideal cable reel. The Meistertrommel keeps you on the safe side - with the assurance of Bachmann's renowned quality. To document this, every Meistertrommel is individually tested and issued with a certificate of inspection.

## The advantages at a glance

- Resistant to fuel and oil substances. Good resistance to chemicals  
Weatherproof, no rust, no corrosion!
- Temperature stability range -15 °C to +60 °C
- IP54

Meistertrommel cable reels  

Art. no. | Version

### Meistertrommel 4 x earthing contact

Empty reel

399.000 | · 4 socket outlets with earthing contact

25 m H07RN-F3G 1.5 mm<sup>2</sup>, black

399.003 | · 4 German-type socket outlets, with earthing contact central plug

### Meistertrommel 4 x earthing contact

40 m H07RN-F3G 1.5 mm<sup>2</sup>, black

399.004 | · 4 German-type socket outlets, with earthing contact central plug

50 m H07RN-F3G 1.5 mm<sup>2</sup>, black

399.005 | · 4 German-type socket outlets, with earthing contact central plug

40 m H07RN-F3G 2.5 mm<sup>2</sup>, black

399.006 | · 4 German-type socket outlets, with earthing contact central plug

### Meistertrommel 3 x earthing contact, 1 x CEE

Empty reel

399.007 | · 3 socket outlets with earthing contact  
· 1 CEE socket outlet 16A

25 m H07RN-F5G 2.5 mm<sup>2</sup>, black

399.009 | · 3 socket outlets with earthing contact  
· 1 CEE socket outlet 16A with CEE plug 16A

### Meistertrommel Site Manager Austria

40 m XYMM-J3G 1.5 mm<sup>2</sup>, yellow

399.012 | · 4 German-type socket outlets, with earthing contact central plug

### Meistertrommel other

399.010\* | · Empty reel with closed plate for user's own fitting



# CABLE REEL

Equipment supply reel with thermal cut-out



- Integrated cable winder and stop brake

Art. no.	Version	Unit
----------	---------	------

### Empty reel, plastic, large, holds up to 50 m H05VV-F 3G 1.50 mm<sup>2</sup> cable

397.003	<ul style="list-style-type: none"> <li>· Disc diameter 290 mm</li> <li>· Reel: black</li> </ul>	1 item
---------	---	--------

Cable reel, 4-way, 16 A/250 V~, IP20



- 4 socket outlets with earthing contact 250 V~ without lid
- Integrated 1-pin thermal safety switch

Art. no.	Version	Unit
----------	---------	------

### Plastic cable reel, cable: H05VV-F 3G 1.50 mm<sup>2</sup>

25 m

392.180	<ul style="list-style-type: none"> <li>· Central plug with dual earthing contact system</li> <li>· Cable: black, reel: black</li> </ul>	1 item
---------	---	--------

50 m

392.181	<ul style="list-style-type: none"> <li>· Central plug with dual earthing contact system</li> <li>· Cable: black, reel: black</li> </ul>	1 item
---------	---	--------

### Plastic cable reel, cable: H05RR-F 3G 1.50 mm<sup>2</sup>

25 m

395.180	<ul style="list-style-type: none"> <li>· Earthing contact central plug</li> <li>· Cable: black, reel: black</li> </ul>	1 item
---------	--	--------

50 m

395.181	<ul style="list-style-type: none"> <li>· Earthing contact central plug</li> <li>· Cable: black, reel: black</li> </ul>	1 item
---------	--	--------

### Plastic empty reel, large, holds up to 50 m H05RR-F 3G 1.50 mm<sup>2</sup> cable



396.181	<ul style="list-style-type: none"> <li>· Disc diameter 280 mm</li> <li>· Reel: black</li> </ul>	1 item
---------	---	--------

### Sheet steel cable reel, cable: H05VV-F 3G 1.50 mm<sup>2</sup>

25 m

398.183	<ul style="list-style-type: none"> <li>· Central plug with dual earthing contact system</li> <li>· Cable: black, reel: silver</li> </ul>	1 item
---------	--	--------

## CABLE REEL

Art. no.	Version	 	Unit
<b>Sheet steel cable reel, cable: H05RR-F 3G 1.50 mm<sup>2</sup></b>			
<b>25 m</b>			
398.181	· Earthing contact central plug · Cable: black, reel: silver		1 item
<b>50 m</b>			
398.182	· Earthing contact central plug · Cable: black, reel: silver		1 item
<b>Sheet steel empty reel, large</b>			
396.182	· Disc diameter 290 mm · Reel: silver		1 item



Cable reel, 3-way, 16 A/250V ~		 
<ul style="list-style-type: none"> <li>· 3 socket outlets with earthing contact 250V~ with hinged lid</li> <li>· Integrated 1-pin thermal safety switch</li> <li>· Splash-proof – for outdoor use</li> </ul>		

Art. no.	Version	Unit
<b>Plastic cable reel, cable: H07RN-F 3G 1.50 mm<sup>2</sup></b>		
<b>25 m, IP44</b>		
392.182	· Earthing contact central plug · Cable: black, reel: black	1 item
<b>40 m, IP44</b>		
392.183	· Earthing contact central plug · Cable: black, reel: black	1 item
<b>Plastic empty reel, cable up to max. 40 m</b>		
396.183	· Disc diameter 280 mm · Reel: black	1 item
<b>Sheet steel cable reel, cable: H05RR-F 3G 1.50 mm<sup>2</sup></b>		
<b>50 m, IP20</b>		
398.186	· Earthing contact central plug · Cable: black, reel: silver	1 item
<b>Sheet steel cable reel, cable: H07RN-F 3G 1.50 mm<sup>2</sup></b>		
<b>40 m, IP44</b>		
398.180	· Earthing contact central plug · Cable: black, reel: silver	1 item
<b>Sheet steel empty reel, holds up to 40 m cable</b>		
396.187	· Disc diameter 280 mm · Reel: silver	1 item



# PROFESSIONAL CABLE REEL

## The advantages at a glance

- Splash water protection IP44
- Integrated thermal cut-out
- For outdoor use

### Professional cable reel, 3-way, 16A/250V~

- 3 earthing contact socket outlets with hinged lid
- Integrated 1-pin thermal safety switch
- Dual tubular frame
- Reel body made from unbreakable special plastic



Art. no.	Version	Unit
----------	---------	------

#### Professional cable reel, cable: H07RN-F 3G 1.50 mm<sup>2</sup>

25 m		
399.181	<ul style="list-style-type: none"> <li>• Earthing contact central plug</li> <li>• Cable: black, reel: black</li> </ul>	1 item

40 m		
399.182	<ul style="list-style-type: none"> <li>• Earthing contact central plug</li> <li>• Cable: black, reel: black</li> </ul>	1 item

Empty reel, holds up to 40 m H05RN-F 3G 1.50 mm <sup>2</sup> cable		
396.184	<ul style="list-style-type: none"> <li>• Disc diameter 280 mm</li> <li>• Reel body in unbreakable plastic, black</li> </ul>	1 item

### Professional cable reel, 3-way, 16A/400V~

- 1 CEE socket outlet 16A/400V
- 2 socket outlets with earthing contact 250V~ with hinged lid
- Integrated 3-pin thermal safety switch
- Dual tubular frame



Art. no.	Version	Unit
----------	---------	------

#### Professional cable reel, cable: H07RN-F 5G 1.50 mm<sup>2</sup>

25 m		
399.180	<ul style="list-style-type: none"> <li>• CEE plug 16A/400V~</li> <li>• Reel body made from break-proof plastic</li> <li>• Cable: black, reel: black</li> </ul>	1 item



#### Professional cable reel, cable: H07RN-F 5G 2.50 mm<sup>2</sup>

40 m		
399.186	<ul style="list-style-type: none"> <li>• CEE plug 16A/400V~</li> <li>• Reel body made from unbreakable hard rubber</li> <li>• Cable: black</li> </ul>	1 item



Cable reel with portable RCD, 3-way

- 3 earthing contact socket outlets with hinged lid and built-in 1-pole thermal cut-out
- Dual tubular frame, reel body made from unbreakable hard rubber

Art. no.	Version	 	Unit
<b>PRCD cable reel, cable: H07BQ-F 3G 1.50 mm<sup>2</sup></b>			
25 m			
398.200	· Earthing contact plug 16A/30mA · Cable: orange, reel: black		1 item





Professional cable reel, 4-way, 16A/250V~

- 4 earthing contact socket outlets with hinged lid, with 1-pole thermal cut-out
- Dual tubular frame, reel body made from unbreakable hard rubber



Art. no.	Version	 	Unit
<b>Professional cable reel, cable: H07RN-F 3G 2.50 mm<sup>2</sup></b>			
50 m			
399.189	· Earthing contact central plug · Cable: black		1 item



Replacement parts for cable reels

Art. no.	Version	 	Unit
<b>Thermal cut-out</b>			
1-pole (suitable for all cable reels, page 268 - 271)			
900.180	· Red		1 item
3-pole			
900.181	· Red		1 item
<b>Socket insert</b>			
4-way, with thermal cut-out			
900.187	· Black		1 item
3-way with cover with thermal protection			
910.105	· Cover: red, plate: black		1 item
<b>2 x socket outlets with earthing contact, 1 x CEE socket outlet 16A/400V~</b>			
2-way with hinged lid, without thermal cut-out			
910.106	· Cover: red, plate: black		1 item



Cable box, 4-way, 16A/250V~  

- 4 earthing contact socket outlets with built-in thermal cut-out, 1-pole
- Right angle plug with dual earthing contact system, version with handle and winding crank

Art. no.	Version	Unit
----------	---------	------

<b>Cable box, cable: H05VV-F 3G 1.50 mm<sup>2</sup></b>		
---	--	--



10 m		
------	--	--

393.002	<ul style="list-style-type: none"> <li>· Max. load capacity: 3500W fully unwound, 1200W fully wound</li> <li>· Child-proof</li> <li>· Cable: black, box: black</li> </ul>	6 items
---------	---	---------

<b>Cable box, cable: H05VV-F 3G 1.50 mm<sup>2</sup></b>		
---	--	--

20 m		
------	--	--

393.006	<ul style="list-style-type: none"> <li>· Highly break-proof design</li> <li>· Max. load capacity: 3500W fully unwound, 1,000W fully wound</li> <li>· Cable: black, box: black / blue</li> </ul>	1 item
---------	---	--------




Cable reel, 4-way, 16A/250V~ / IP44  

Art. no.	Version	Unit
----------	---------	------

<b>Cable reel with automatic spring rewind</b>		
--	--	--

15 m		
------	--	--

392.187	<ul style="list-style-type: none"> <li>· Cable H07RN-F 3G 1.5 with earthing contact plug</li> <li>· 4-socket outlets with hinged lid</li> <li>· 230V / 16A / max. 3500W unwound and 1000W wound</li> <li>· VDE thermal cut-out</li> <li>· with plastic handle, plastic frame; colour: blue</li> </ul>	1 item
---------	---	--------

Power Bag, max. 16A/3600W, IP44  

- 4 sockets with earthing contact, splashproof to IP44
- 2.0 m H07RN-F 3G 1.50 mm<sup>2</sup>
- With carry handle and practical cable winding device
- Compact construction
- Ideal for outdoor use

Art. no.	Version	Unit
----------	---------	------

<b>Power Bag with 4 earthing contact socket outlets and PRCD</b>		
--	--	--

IP44		
------	--	--

393.011	<ul style="list-style-type: none"> <li>· Light grey / green</li> <li>· PRCD with test function</li> <li>· Tripping current &lt; 30 mA, tripping time &lt; 30 ms</li> </ul>	1 item
---------	--	--------





Solid rubber distributor, IP44

Art. no.	Version	Unit
<b>Solid rubber distributor</b>		
<b>2.0 m supply cable H07RN-F5G 6.00 mm<sup>2</sup></b>		
349.020	<ul style="list-style-type: none"> <li>· Input: - 1 x CEE plug 32A/400V~</li> <li>· Outlet: - 1 x CEE socket outlet 32A/400V~ - 2 x CEE socket outlet 16A/400V~ - 3 x earthing contact sockets 16A/250V~</li> <li>· Protection: - 1 x MCB 16A/3-pole - 3 x MCB 16A/1-pole - 1 x RCD, 40A / 0.03A / 4-pole on all outputs</li> </ul>	1 item
<b>2.0 m supply cable H07RN-F3G 2.50 mm<sup>2</sup></b>		
349.185	<ul style="list-style-type: none"> <li>· Input: - 1 x solid rubber earthing contact plug 16A/250V~</li> <li>· Outlet: - 6 x earthing contact sockets 16A/250V~</li> </ul>	1 item
<b>2.0 m supply cable H07RN-F5G 2.50 mm<sup>2</sup></b>		
349.184	<ul style="list-style-type: none"> <li>· Input: - 1 x CEE plug 16A/400V~</li> <li>· Outlet: - 1 x CEE socket outlet 16A/400V~ - 3 x earthing contact sockets 16A/250V~</li> </ul>	1 item



IP44 power strip



Art. no.	Version	Unit
<b>3-way earthing contact power strip with covers</b>		
<b>IP44; 230V, 16A</b>		
381.109	<ul style="list-style-type: none"> <li>· Design: DIN 49 440 part 1</li> <li>· With attachment eye and four fixing points</li> <li>· Solid elastomer version</li> </ul>	1 item



Current limiter and current meter

Art. no.	Version	Unit
<b>Start inrush current limiter</b>		
<b>230V 1-phase</b>		
349.017	<ul style="list-style-type: none"> <li>· Input: 1.5 m cable H07RN-F 3G 1.5 with earthing contact plug, black</li> <li>· Outlet: 1x CEE earthing contact socket 230V / 16A, 3-pole</li> <li>· Suitable for MCB 16A characteristic B, C</li> <li>· IP44</li> </ul>	1 item
<b>400V 3-phase</b>		
349.018	<ul style="list-style-type: none"> <li>· Input: 1.5 m cable H07RN-FG 1.5 m; with CEE plug 400V/16A 5-pole</li> <li>· Outlet: 1 x CEE socket 400V / 16A, 5-pole</li> <li>· Suitable for MCB 16A characteristic C, D</li> <li>· IP44</li> </ul>	1 item
<b>Current meter MID 230V</b>		
349.019	<ul style="list-style-type: none"> <li>· Input: 1 x 1.5 m H07RN-F 3G 2.5 with earthing contact plug</li> <li>· Outlet: 1 x 1.5 m H07RN-F 3G 2.5 with earthing contact coupling</li> <li>· Integrated current meter and operating hours counter;</li> <li>· MID counter, calibrated and sealed, cannot be reset</li> <li>· Housing in special unbreakable plastic</li> </ul>	1 item



CEE distributor, 250V~/400V~, IP44



- Highly unbreakable plastic construction, splash water protected
- Ideal for mobile use out of doors
- With practical cable rewind and integral carrying handle



Art. no.	Version	Unit
----------	---------	------

**CEE distributor**2.0 m supply cable H07RN-F5G 2.50 mm<sup>2</sup>

349.008	<ul style="list-style-type: none"> <li>· Input: - 1 x CEE plug 16A/400V~</li> <li>· Outlet: - 2 x CEE socket outlet 16A/400V~</li> <li>- 4 x earthing contact sockets 16A/250V~</li> </ul>	1 item
---------	--	--------

**CEE distributor with protection**4.0 m supply cable H07RN-F5G 2.50 mm<sup>2</sup>

349.009	<ul style="list-style-type: none"> <li>· Input: - 1 x CEE plug 32A/400V~</li> <li>· Outlet: - 1 x CEE socket outlet 32A/400V~</li> <li>- 1 x CEE socket outlet 16A/400V~</li> <li>- 4 x earthing contact sockets 16A/250V~</li> <li>· Protection: - 1 x C16A circuit breaker, 3-pole</li> <li>- 2 x C16A circuit breaker, 1-pole</li> </ul>	1 item
---------	---	--------

349.010	<ul style="list-style-type: none"> <li>· Input: - 1 x CEE plug 32A/400V~</li> <li>· Outlet: - 1 x CEE socket outlet 32A/400V~</li> <li>- 1 x CEE socket outlet 16A/400V~</li> <li>- 4 x earthing contact sockets 16A/250V~</li> <li>· Protection: - 1 x RCD, 40A / 0.03A / 4-pole on all outputs</li> <li>- 1 x C16A circuit breaker, 3-pole</li> <li>- 2 x C16A circuit breaker, 1-pole</li> <li>· IP44</li> </ul>	1 item
---------	---	--------

**NEW****CEE distributor with protection**Supply cable: 2 m H07RN-F 5G 4 2.50 mm<sup>2</sup>

349.011	<ul style="list-style-type: none"> <li>· Input: - CEE plug 400V / 32A / 5-pole</li> <li>· Outlet: - 2 x CEE socket outlets 400V/32A/ 5-pole</li> <li>- 2 x CEE socket outlets 400V/ 16A/ 5-pole</li> <li>- 4 x earthing contact sockets 230V / 16A</li> <li>· Protection: - 1 x RC circuit breaker 40A, 30 mA, 4-pole</li> <li>- 2 x miniature circuit breaker C16A, 1-pole</li> <li>- 1 x miniature circuit breaker C16A, 3-pole</li> <li>· Housing made of special shatter-proof plastic and carrying handle</li> <li>· IP44</li> </ul>	1 item
---------	---	--------

Power distributors are not suited to use as construction power distributors or for heavy-duty work on the construction site.


CEE adaptor, 400V~, IP44  

- Highly unbreakable special plastic version, protected from splash water
- For outdoor use, hanger included

Art. no.	Version	Unit
<b>CEE adaptor</b>		
349.012	· Input: 1 x CEE plug 16A/400V~ · Outlet: 1 x CEE socket outlet 32A/400V~	1 item
349.006	· Input: 1 x CEE plug 16A/400V~ · Outlet: 1 x CEE socket outlet 16A/400V~ 1 x CEE socket outlet 32A/400V~ 2 x earthing contact socket outlets 250V~	1 item
349.028	· Input: 1 x CEE plug 16A/400V~ · Outlet: 3 x earthing contact sockets 16A/250V~	1 item
349.033	· Input: 1 x CEE plug 16A/400V~ · Outlet: 3 x CEE socket outlets 16A/400V~	1 item
349.029	· Input: 1 x CEE plug 16A/400V~ · Outlet: 1 x CEE socket outlet 16A/400V~ 3 x earthing contact sockets 16A/250V~	1 item
<b>Protection: 3 x 10A fuse</b>		
349.183	· Input: 1 x CEE plug 32A/400V~ · Outlet: 1 x CEE socket outlet 16A/400V~	1 item
<b>Protection: 3 x 10A fuse</b>		
349.007	· Input: 1 x CEE plug 32A/400V~ · Outlet: 1 x CEE socket outlet 16A/400V~ 1 x CEE socket outlet 32A/400V~ 1 x earthing contact socket outlet 250V~	1 item
<b>CEE adaptor with 1.5 m supply cable: H07RN-F5G 1.5 mm<sup>2</sup></b>		
<b>Screwed / rewirable</b>		
349.027	· Input: 1 x CEE plug 16A/400V~ · Outlet: 3 x earthing contact socket outlets 250V~	1 item
<b>Screwed / rewirable</b>		
349.035	· Input: 1 x CEE plug 16A/400V~ · Outlet: 3 x CEE socket outlets 16A/400V~	1 item

**Replacement parts**

- Fuse protection socket for CEE adapter 900.1086
- Fuse holder for CEE adapter 900.1061
- Miniature fuse



## Energy cube

- Wired ready for use
- Cable entry with screw fitting
- Offers high flexibility and greater freedom of movement e.g. in workshops and assembly areas

Practical multi-purpose hook



Practical hanger

Compressed air optional

Energy cube in special unbreakable plastic



Art. no. | Version



#### Energy cube 4 x earthing contact

For cable diameters 3 x 1.5 mm<sup>2</sup> – 5 x 1.5 mm<sup>2</sup>

349.300	· 4 socket outlets with earthing contact 16A/230V
349.301	· 4 socket outlets with earthing contact 16A/230V · 1 compressed-air supply with input 1/2" and 2 x output 1/2"

#### Energy cube 1 x CEE, 4 x earthing contact

For cable diameters 5 x 1.5 mm<sup>2</sup> – 5 x 2.5 mm<sup>2</sup>

349.302	· 1 CEE socket outlets 16A/400V, 5-pole · 4 socket outlets with earthing contact 16A/230V
349.303	· 1 CEE socket outlets 16A/400V, 5-pole · 4 socket outlets with earthing contact 16A/230V · 1 compressed-air supply with input 1/2" and 2 x output 1/2"

#### Energy cube, 2 x CEE, 2 x earthing contact

For cable diameters 5 x 1.5 mm<sup>2</sup> – 5 x 4 mm<sup>2</sup>

349.304	· 2 CEE socket outlets 16A/400V, 5-pole · 2 socket outlets with earthing contact 16A/230V
349.305	· 2 CEE socket outlets 16A/400V, 5-pole · 2 socket outlets with earthing contact 16A/230V · 1 compressed-air supply with input 1/2" and 2 x outlet 1/2"

Energy cube

Art. no.	Version	Unit
<b>Energy cube with data connection</b>		
IP44		
349.310	<ul style="list-style-type: none"> <li>· 4 x earthing contact sockets 16A/230V</li> <li>· 1 x CEE socket outlet 16A</li> <li>· 1 x compressed air point with ½" input</li> <li>· 2 x ½" compressed air output</li> <li>· 1 x data outlet IP67 with 2 x RJ45 Cat. 6 module</li> <li>· Cable entry with screw fitting from 5G 1.5 to 5G 2.5</li> <li>· Made of special shatter-proof plastic</li> <li>· Wired ready for use</li> </ul>	1 item
349.311	<ul style="list-style-type: none"> <li>2 x earthing contact sockets 16A/230V</li> <li>2 x CEE socket outlets 16A</li> <li>1 x compressed air point with ½" input</li> <li>2 x ½" compressed air output</li> <li>1 x data outlet IP67 with 2 x RJ45 Cat. 6 module</li> <li>Cable entry with screw fitting from 5G 2.5 to 5G 4</li> <li>Made of special unbreakable plastic</li> <li>Wired ready for use</li> </ul>	1 item
<b>CEE adapter with MCB</b>		
IP44		
349.013	<ul style="list-style-type: none"> <li>Adapter CEE 400V</li> <li>Input: 1 CEE plug 32A; output: 1 CEE socket outlet 16A</li> <li>Rubberised housing</li> <li>Protection: 1 x miniature circuit breaker C16A, 3-pole</li> </ul>	1 item

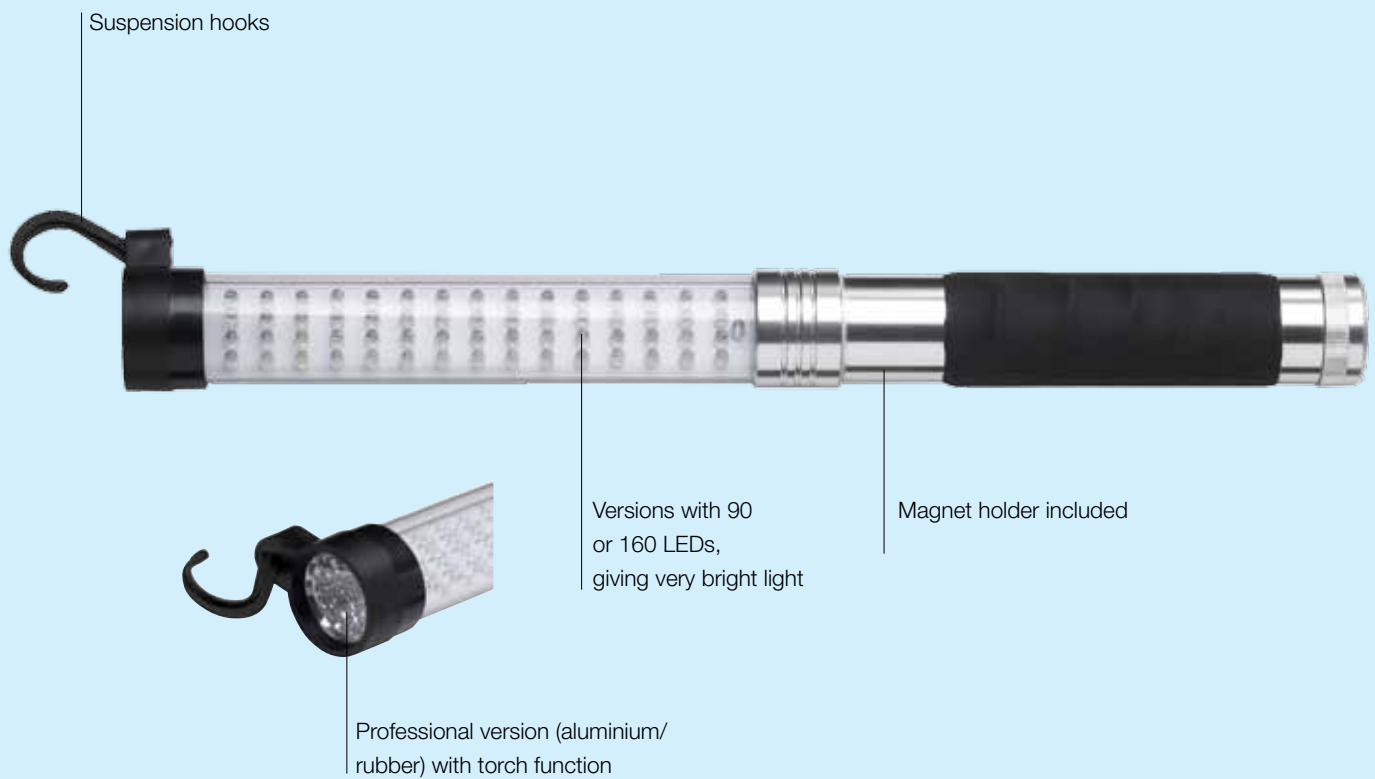


CEE wall combination socket, 400V~/6h/5-pin, IP44, according to IEC 309



Art. no.	Version	Unit
<b>CEE wall combo outlet (must be fitted by a qualified technician)</b>		
1 x CEE wall socket 400V~, 1 x earthing contact socket outlet 250V~		
· Polycarbonate version with cable kink protection, splash-proof		
910.002	<ul style="list-style-type: none"> <li>· 16A</li> <li>· Red</li> </ul>	1 item





# LED BATTERY HAND LAMPS

## The advantages at a glance

- LED technology offers very long service life
- Battery operation for flexibility
- Approx. 4 hours of lighting from one battery charge
- Charge time approx. 4 hours
- 230V AC and 12V DC charger included
- LEDs are shock resistant
- Minimal heat generation

LED battery hand lamp

- Magnet holder
- Plastic
- Includes 230V~ mains adaptor
- Individually packed in blister packaging
- dia. 6 cm

Art. no.	Version	Unit
<b>LED battery hand lamp</b>		
<b>With automotive charging device</b>		
394.188	· 60 LEDs 3.6W with 1 magnet holder, length 42 cm	20 items
394.189	· 90 LEDs 5.4W with 1 magnet holder, length 47.5 cm	20 items
394.190	· 160 LEDs 9.6W with 2 magnet holders, length 53.5 cm	20 items



<b>PROFESSIONAL LED battery hand lamps</b>		
394.191	· 60 + 17 LEDs for torch function, with 2 magnet holders · Including 12V charging cable for cigarette lighter in car	20 items



LED battery head torch

- High light output and long life
- Small dimensions
- Lamp can be swivelled through 90°
- Adjustable rubber band allows flexible use on head or arm
- Can be used for work, sport and leisure

Art. no.	Version	Unit
<b>LED battery head torch</b>		
<b>19 LEDs</b>		
394.200	· Includes 230V~ mains adaptor · 4 switching states: press 1 x = 1 LED, press 2 x = 7 LEDs press 3 x = 19 LEDs, press 4 x = 19 LEDs flashing	1 item





## Stick lamp, 8 W, IP20

- 8 W fluorescent lamp
- Not interchangeable, with integrated reflector
- Electronic ballast unit built into the handle, 50 HZ
- Plastic version with shock resistant protection tube and rotary hook
- 5.0 m H05VV-F 2 x 0.75 mm<sup>2</sup> supply cable with Euro plug 2.5 A
- IP20, including light bulb



Art. no.	Version	Unit
<b>Stick lamp</b>		<b>Length without hook: 46.5 cm</b>
<b>IP20</b>		
394.184	· Black · dia. 1.5 cm	1 item

## Professional stick lamp with energy saving lamp 11 W/250 V~, IP54

- 11 W energy saving lamp
- Interchangeable, antiglare, pleasant light
- Oil resistant rubber version with shock resistant protection tube
- Integrated reflector and stable suspension hooks
- 5.0 m H05RN-F 2 x 1.00 mm<sup>2</sup> rubber cable with contour plug
- Splash-proof and dustproof design
- Including light bulb (Dulux S 11 Watt)



Art. no.	Version	Unit
<b>Professional stick lamp</b>		<b>Length/width: 40 cm / 4.5 cm</b>
<b>IP54, protection class II, double insulated</b>		
720.006	· Black	1 item

## Rubber hand lamp, 250 V~, IP44

- E 27 holder, max 100 W
- Interchangeable, with protective glass
- Oil resistant rubber design
- Metal basket with integrated hook, light bulbs not included



Art. no.	Version	Unit
<b>Rubber hand lamp</b>		<b>Length/width: 40 cm / 4.5 cm</b>
<b>IP44, protection class II, double insulated</b>		
394.183	· 5.0 m H05RN-F 2 x 0.75 mm <sup>2</sup> supply cable with plug · Black	1 item
<b>IP 40, without cable</b>		
394.187	· Black	1 item
<b>Replacement glass</b>		
910.1011	· Protection glass	1 item

Halogen spotlight 120W with earth spike, 16A/230V~, IP44


Art. no.	Version	Unit
<b>Halogen spotlight</b>		
IP44		
<ul style="list-style-type: none"> <li>· 2.0 m cable: H05RN-F 3G 1.00 mm<sup>2</sup> with right-angle plug with earthing contact</li> <li>· Aluminium cast housing with cooling surface</li> <li>· Lamp holder is turnable and pivotable</li> <li>· Including light bulb</li> </ul>		
394.181	· Black	1 item



E 27 holder with earth spike, 16A/230V~, IP44

Art. no.	Version	Unit
<b>E 27 holder with earth spike</b>		
IP44		
<ul style="list-style-type: none"> <li>· 2.0 m cable: H05RN-F 2 x 1.00 mm<sup>2</sup> with contour plug</li> <li>· Plastic housing with seal, splash-proof</li> <li>· Lamp holder is pivotable</li> <li>· For use only with PAR38 80W light bulb (not included)</li> </ul>		
720.000	· Black	1 item





# LED SPOTLIGHT

## The advantages at a glance

- LED class 1
- LED technology offers very long service life
- Low power consumption
- Minimal heat generation
- Shock-resistant
- Robust die-cast aluminium housing
- Practical hanging, positioning and fixing options

LED spotlight



Art. no.	Version	Unit
<b>Chip LED spotlight</b>		
	<ul style="list-style-type: none"> <li>· LED class 1</li> <li>· Beam angle 120°</li> <li>· Die-cast aluminium housing</li> <li>· Pivotal and lockable reflector with safety glass</li> <li>· IP65</li> </ul>	
<b>50W with LED chip; 220-240V / 50-60 Hz</b>		
720.025	<ul style="list-style-type: none"> <li>· approx. 3600 lumen, colour temperature 6400K</li> <li>· 2 m cable H07RN-F 3G 1.5 with earthing contact plug</li> </ul>	1 item
<b>80W with LED chip; 220-240V / 50-60 Hz</b>		
720.026	<ul style="list-style-type: none"> <li>· approx. 7000 lumen, colour temperature 6400K</li> <li>· 2 m cable H07RN-F 3G 1.5 with earthing contact plug</li> </ul>	1 item
<b>Portable Power LED-spotlight</b>		
<b>20W with frame; 220-240V / 50-60 Hz</b>		
720.027	<ul style="list-style-type: none"> <li>· approx. 1600 lumen, colour temperature 6400K</li> <li>· 2 m cable H07RN-F 3G 1.0 with earthing contact plug</li> <li>· LED class 1</li> <li>· Beam angle 60°</li> <li>· Die-cast aluminium housing</li> <li>· Pivotal and lockable reflector with safety glass</li> <li>· IP65</li> </ul>	1 item
<b>Professional Power LED spotlight</b>		
	<ul style="list-style-type: none"> <li>· LED class 1</li> <li>· Beam angle 60°</li> <li>· Die-cast aluminium housing</li> <li>· Pivotal and lockable reflector with safety glass</li> </ul>	
<b>12W; 220-240V / 50-60 Hz</b>		
720.028	<ul style="list-style-type: none"> <li>· approx. 960 lumen, colour temperature 6400K</li> <li>· 2 m cable H07RN-F 3G 1.0</li> <li>· IP65</li> </ul>	1 item
<b>12W; 220-240V / 50-60 Hz</b>		
720.029	<ul style="list-style-type: none"> <li>· approx. 960 lumen, colour temperature 6400K</li> <li>· without cable</li> <li>· metal cable inlet for cables up to 3G 1.5 mm<sup>2</sup></li> <li>· IP65</li> </ul>	1 item
<b>12W with motion detector; 220-240V / 50-60 Hz</b>		
720.030	<ul style="list-style-type: none"> <li>· approx. 960 lumen, colour temperature 6400K</li> <li>· without cable</li> <li>· metal cable inlet for cables up to 3G 1.5 mm<sup>2</sup></li> <li>· IP44</li> <li>· motion detectors: Range max 12 m</li> <li>· time adjustable from 9 sec to 10 min</li> <li>· integrated dawn switch</li> </ul>	1 item
<b>7W with earth spike; 220-240V / 50-60 Hz</b>		
720.031	<ul style="list-style-type: none"> <li>· approx. 560 lumen, colour temperature 6400K</li> <li>· 1.5 m cable H07RN-F 3G 1.0 with earthing contact plug</li> <li>· IP65</li> </ul>	1 item





Shock-resistant plastic housing with oil-resistant rubber surround and polycarbonate pane

5.0 m supply cable  
H07RN-F3G 1.5 mm<sup>2</sup>  
rubber cable with  
rubber plug

# PROFESSIONAL WORKING LAMP

For use on construction sites.

## The advantages at a glance

- Uses energy-efficient fluorescent lamps
- Includes 4000 kelvin light bulb
- Splash-proof and dust-proof design  
IP44 safety class II
- Infinitely adjustable support bracket for positioning
- Can be stand-mounted
- Version with integrated earthing contact  
socket outlets

### Professional work lamps

- Shadow free and comfortable light.
- 250V~ earthing contact socket outlets fitted in rear of housing to allow other equipment to be connected (part nos. 720.020 and 720.021).
- Examples of use: workshops, tradesmen, ideal for outdoor use and on construction sites.

Art. no.	Version	Unit
<b>Professional work lamp</b>		<b>Black</b>
720.022	· 36W (2 x 18W), 2900 lumen, without earthing contact socket outlet · 34 x 23 x 11 cm	1 item
720.020	· 72W (2 x 36W), 5800 lumen, with 2 earthing contact socket outlets · 49.5 x 28.5 x 11 cm	1 item
720.021	· 108W (1 x 36W), 8700 lumen, with 1 earthing contact socket outlet · 55 x 29 x 11 cm	1 item



### Professional stand

- Robust tripod construction, zinc-plated, with mounting plate and fixing screws handy cable winding point
- Height adjustable up to 2.50 m
- Weight: 6 kg

Art. no.	Version	Unit
<b>Professional stand</b>		<b>Silver</b>
730.004	· Stable construction in silver	1 item



### Professional rotating light IP54

- Compact shock-proof and shatter-proof housing
- Can stand or hang
- approx. Ø x H: 19 x 38 cm

Art. no.	Version	Unit
<b>Energy saving light 230V / 16A</b>		
<b>360° rotating light</b>		
394.195	· including energy-saving bulb G24 42W · approx. 3100 lumen, colour temperature 6400K · with on/off switch · very effective room lighting · shatter-proof polycarbonate · 2 x socket outlets with earthing contact, child-proof, black · 5 m cable H07RN-F 3G 1.5 with earthing contact plug · flexible fixing with hanging and mounting options	1 item



## Mobile halogen lamp, 400W, IP44



Art. no.	Version	Unit
----------	---------	------

**Halogen mobile light**

IP44

- 2 m cable: H05VV-F 3G 1.00 mm<sup>2</sup> with plug
- 400W R7S halogen bulb included
- Aluminium cast housing with cooling surface
- Continuously adjustable frame in black with carrying handle

720.013	· Black	1 item
---------	---------	--------

## Halogen lamp with stand, 1 x 400W, IP44



Art. no.	Version	Unit
----------	---------	------

**Halogen mobile light**

IP44

- 2 m cable: H05VV-F 3G 1.00 mm<sup>2</sup> with plug
- 400W R7S halogen bulb included
- Aluminium cast housing with cooling surface
- Stand with aluminium cast articulation, height adjustable up to 2 m
- With practical cable rewind
- For use outside

722.009	· Stand colour: yellow, load 5-7 kg · Mobile halogen lamp	1 item
---------	--	--------

## Lamp holders



Art. no.	Version	Unit
----------	---------	------

**Lamp holder, pre-wired**

E 27

- 60W plastic E 27 holder
- 0.2 m H03VV-F 2 x 0.75 mm<sup>2</sup>
- Black
- Delivery in units of 20 only

641.170	· With 2-pin terminal block	20 items
641.171	· With plug terminals	20 items



MAXI series 1000 silicon housing

Also see page 277



- For halogen cold light mirror lamps, diameter 51 mm, 12V~, maximum 35W
- Do not use Cool Beam light bulbs
- Triple insulation, with cable, light bulbs not included

Art. no.	Version	Unit
<b>MAXI series 1000 silicon housing</b>		
<b>With ceramic lamp holder</b>		
924.224	· Transparent	1 item
924.225	· White	1 item
<b>With ceramic lamp holder, supplied in bags of 50, loose</b>		
924.332	· White	500 items
<b>Without ceramic lamp holder, supplied in bags of 50, loose</b>		
924.334	· White	500 items



<b>Series 1002 decorative rings</b>		
<b>For MAXI series 1000 silicon housing</b>		
· Dimensions: inner 5 cm, outer 8 cm		
924.231	· Chrome	20 items
924.250	· Matt brushed stainless steel	20 items



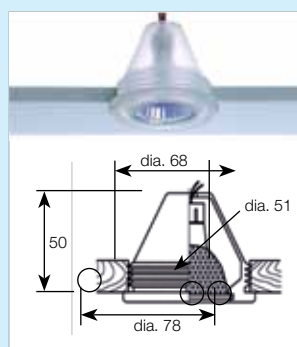
**MAXI silicon housing for low-voltage recessed halogen spotlights**

The MAXI silicon housing consists of a high temperature resistant high-tech elastomer with exceptional material qualities and thus a wide variety of applications:

- Totally rust-free
- Resistant to UV, ozone and ageing
- Heat and cold-resistant
- Excellent resistance to weather and maritime environments
- Patented
- Quick and easy to assemble and dismantle
- No component mounting
- Light bulb changing without tools
- No troublesome metal rings
- Can also be used for shops and exhibition stands (to match decor!)
- Quick mounting technology
- Mounting without springs

**Can be fitted in:**

- Solid materials in different thicknesses
- Fragile materials such as
- Plasterboard, fibreboards, chipboards, etc.



Pulse starter

See also page 277

Art. no.	Version	Unit
<b>8600 series pulse starters</b>		
<b>Instant ignition (rapid starter)</b>		
· For fluorescent lamps, reduces the costs of maintenance and replacement of fluorescent lamps, protects the environment, 10-year warranty, -30°C to +75°C, ENEC approval		
924.167	· EFS 120/110-250V~, 15-22W	10 items
924.168	· EFS 600/200-260V~, 18-125W	10 items





# PERSONAL CIRCUIT BREAKERS

Personal circuit breakers with protective conductor monitoring

**Recommended by the German Employers' Liability Association:**

Designed as an intermediate device on power cords, this is a portable differential current protection device that isolates all poles and features electronic residual current evaluation. For alternating, pulsed DC and phase-controlled rated residual currents of 10 or 30 mA. With undervoltage tripping, protective conductor recognition and monitoring as well as external voltage detection.

When the PRCD-S detects an external voltage on the protective conductor, it does not interrupt this conductor. This allows the external current to trip its own upstream RCD or MCB protectors.

Mobile protective switching device PRCD-S 230V~, 16A, 30mA extension cable, IP44

- Cable lengths: plug – PRCD-S: 0.15 m  
PRCD-S – coupling: 3.0 m
- Mobile safety device PRCD-S assembled with cable H07RN-F 3G 1.5 mm<sup>2</sup>
- Packed in a robust case

Art. no.	Version	Unit
<b>Mobile PRCD-S personal circuit breaker</b>		
<b>1 x protective conductor monitoring</b>		
· End 1: solid rubber right angle plug with 2 earthing contact systems		
· End 2: solid rubber coupling with cover, protection type IP44		
919.014	· Black	1 item
<b>1 x protective conductor monitoring</b>		
· End 1: solid rubber right angle plug with 2 earthing contact systems		
· End 2: solid rubber coupling, 3-way with cover, protection type IP44		
919.015	· Black	1 item



PRCD-S 230V~, 16A, 30mA, IP55

- Terminal cross-section 1 mm<sup>2</sup> - 2.5 mm<sup>2</sup>
- Test marks by BG (German employers' liability association), Cologne SEV, VDE, GS

Art. no.	Version	Unit
<b>PRCD-S</b>		
<b>1 x protective conductor monitoring</b>		
· PRCD-S		
· 30 mA rated residual current		
919.016	· Black	1 item



PRCD-K 230V~, 16A, 30mA, IP55

- Terminal cross-section 1 mm<sup>2</sup> - 2.5 mm<sup>2</sup>
- Test marks VDE, TÜV, GS

Art. no.	Version	Unit
<b>PRCD-K</b>		
<b>1 x differential current protection device, 1 x undervoltage tripping device</b>		
919.018	· Black	1 item



**The advantages at a glance**

**Scope of protection**

- Specially designed as a protective distributor for small construction sites as recommended by the BGFE employers' liability association, Cologne (ZH1 / /271), and for all portable electrical equipment.
- Can be used irrespective of connector system
- Undervoltage tripping
- Offers protection as specified by DIN VDE 0661 in the event of a fault in the connected equipment. Fault currents arising from faulty consumers will cause the PRCD-S to interrupt all poles
- For system faults in the fixed installation. The PRCD-S detects all faults in the fixed installation and then cannot be switched on.

## PRCD ADAPTOR 16 A/250V~/50Hz/3680W

- 2-pole interrupt (L,N) with undervoltage tripping; tripping current < 30 mA, tripping time < 30 ms
- Tested in accordance with: EN 61008-1:1994+A2+A11, EN 61008-2-1/08.94 IEC 884-1/A1/12.94



Art. no.	Version	Unit
----------	---------	------

**PRCD adaptor**

Plug with PRCD, hinged lid, IP44

919.284	· White	50 items
---------	---------	----------

**PRCD mounting plug**

Plug with PRCD, IP44

919.183	· Suitable up to rubber cable 05RNF-F3 1.5 mm <sup>2</sup> · Black	50 items
---------	---	----------

## PRCD personal circuit breaker 16A/250V~/3600W

- 2-phase, 2-pole interrupt (L,N) with undervoltage tripping
- Tested in accordance with: T+V GS/KEMA: EN 61008-1-1994+A2+A11, EN 61008-2-1/08.94, IEC 884-1/A1/12.94, IEC 884-1/06.94
- In accordance with the IEC standard the protective earth (PE) conductor is not interrupted

Art. no.	Version	Unit
----------	---------	------

**PRCD personal circuit breaker**

IP44

919.190	· Tripping current < 10mA · Tripping time < 10ms · Black	1 item
---------	--	--------



IP55

919.189	· Tripping current < 30mA · Tripping time < 30ms · Black	1 item
---------	--	--------

## Earthing contact extension cable with PRCD 16A/250V~/3600W

- 3.0 m HO7BQ-F3G 1.5 mm<sup>2</sup>, with PRCD personal circuit breaker 919.189 fitted at approx. 1.5 m
- Individually packed in plastic bag



Art. no.	Version	Unit
----------	---------	------

**Earthing contact extension cable**

With PRCD 919.189

341.880	· End 1: mounting plug 913.173 · End 2: mounting coupling 919.177 · Black / orange	1 item
---------	--	--------

## Cable reel with portable RCD, 3-way

- 3 earthing contact socket outlets with hinged lid and thermal cut-out, 1-pole
- Reel body made from unbreakable hard rubber





Art. no.	Version	Unit
----------	---------	------

**PRCD cable reel, cable: H07BQ-F 3G 1.50 mm<sup>2</sup>**

25 m

398.200	· Earthing contact plug 16A/30mA · Cable: orange, reel: black	1 item
---------	--	--------

Overvoltage protection adaptor 16A/230V~/50Hz/3680W  

Art. no.	Version	Unit
<b>Plug-in overvoltage protection adaptor</b>		
<b>1 x overvoltage protection adaptor with visual function and fail indicator (100 x 56.5 x 76 mm)</b>		
919.003	<ul style="list-style-type: none"> <li>· White</li> <li>· Short-circuiting resistance to 4.5 kA</li> <li>· Maximum peak current 4500A for pulses of 8/20µ</li> <li>· Maximum overvoltage: 6.000V</li> <li>· Maximum energy absorption: 165 J for pulses of 10/100µ</li> <li>· Response time &lt; 1 ns</li> <li>· Child-proof</li> </ul>	1 item
<b>1 x universal overvoltage protection adaptor with protection for ISDN, TEL and TV (177.9 x 62 x 33 mm)</b>		
919.004	<ul style="list-style-type: none"> <li>· IP20</li> <li>· Short-circuiting resistance to 4.5 kA</li> <li>· Visual function and fail indicator</li> <li>· Maximum peak current 4500A for pulses of 8/20µ</li> <li>· Maximum overvoltage: 6.000V</li> <li>· Response time &lt; 1 ns</li> <li>· Child-proof</li> <li>· White</li> </ul>	1 item
<b>1 x overvoltage protection adaptor (177.9 x 62 x 33 mm)</b>		
919.005	<ul style="list-style-type: none"> <li>· With 8-level LED overload indicator, IP 20</li> <li>· Visual function and fail indicator</li> <li>· White</li> </ul>	1 item
<b>Overvoltage protection adaptor</b>		
<b>1 x overvoltage protection, 1 x varistor, max. leakage current 4.5kA per varistor, optical function display</b>		
920.000	<ul style="list-style-type: none"> <li>· White</li> </ul>	10 items



Energy measuring instrument 160 - 250V~

Art. no.	Version	Unit
<b>Energy measuring instrument</b>		
852.9821	<ul style="list-style-type: none"> <li>· Large LC display with blue background light</li> <li>· Digital display of electricity consumption, energy costs etc. (can be programmed with 2 separate tariffs), voltage (V), current (A), effective power (W)</li> <li>· Meter for power and cost, can be reset</li> <li>· Nominal power 3860W, consumption &lt;1 W</li> <li>· White</li> </ul>	1 item



## Mechanical timer switches



- Mechanical timer switches, 24 h, 16A/230V~/3680W:
- Plastic version, child-proof, easy to use, operating manual included



Art. no.	Version
----------	---------

**Mechanical timer switch**

852.101	<ul style="list-style-type: none"> <li>· White</li> <li>· Smallest switching interval: 15 minutes</li> <li>· Up to 96 switch-on and switch-off times per day (24 h)</li> <li>· 121 x 74 x 76 mm (L x W x H)</li> </ul>
---------	--

**Mechanical timer switch IP44**

1 x splash water protection (IP 44)

852.102	<ul style="list-style-type: none"> <li>· With transparent hinged lid</li> <li>· Suitable for use in damp locations</li> <li>· Operating temperature range: -25 °C to +55 °C</li> <li>· Smallest switching interval: 15 minutes</li> <li>· Up to 96 switch-on and switch-off times per day (24 h)</li> <li>· 150 x 74 x 82 mm (L x W x H)</li> </ul>
---------	---



MINI

**Mini timer switch (mechanical)**

852.104	<ul style="list-style-type: none"> <li>· White</li> <li>· Smallest switching interval: 30 minutes</li> <li>· Up to 48 switch-on and switch-off times per day (24 h)</li> <li>· Switch to override timer function</li> <li>· 103 x 54 x 70 mm (L x W x H)</li> </ul>
---------	---

## Digital timer switch, 24 h, 16A/230V~/3680W

- Plastic version with LCD display, child-proof, easy to use, manual included, built-in rechargeable battery; shortest switching interval: 1 minute
- Programmable by the day or by the week, built-in random generator, countdown function, resettable



Art. no.	Version
----------	---------

**Digital timer switch**

852.103	<ul style="list-style-type: none"> <li>· White</li> <li>· 120 x 64 x 76 mm (L x W x H)</li> </ul>
---------	---

## Travel plug adapter 16A/250V~

- Earthing contact system adaptor with storage bag and interchangeable country adaptors
- Suitable for:
 


Red	Liechtenstein / Switzerland
Green	Chile / Greece / Italy
Blue	Africa / Asia / Commonwealth countries / UK / Ireland / Middle East
Black	GUS / Japan / Canada / Central and South America / South and East Asia / USA
Yellow	Australia / New Zealand and parts of China

Art. no.	Version	Unit
----------	---------	------

**Travel plug adaptors**

Protection class 1

914.670	· Colour	10 items
---------	----------	----------



**Note:** Adaptors are not voltage transformers. They are not suitable for long-term use.

Travel plugs, 3-pole

**KEMA approved**

Art. no.	Version	Unit
<b>Travel plug adaptors</b>		
<b>1 x earthing contact with 5 country-specific inserts</b>		
914.672	<ul style="list-style-type: none"> <li>· Black, with travel pouch</li> <li>· The only travel plug approved by KEMA</li> <li>· Italy, UK, Ireland, Africa, Asia</li> <li>· USA, Canada, Japan, Switzerland, Liechtenstein</li> <li>· China, Australia, New Zealand</li> </ul>	10 items



Travel plugs, 3-pole



- Socket side: earthing contact
- Plug colour: white

Art. no.	Version	Unit
<b>Travel plug 15A/125V~</b>		<b>USA/earthing contact</b>
<b>3-pole</b>		
921.004	· Plug pin side: USA	10 items
<b>Travel plug 10/16A/250V~</b>		<b>France/earthing contact</b>
<b>3-pole</b>		
921.005	· Plug pin side: France, Belgium, Czech Republic, Poland	10 items
<b>Travel plug 10A/250V~, max. 1500W</b>		<b>Italy/earthing contact</b>
<b>3-pole</b>		
921.006	· Plug pin side: Italy, Spain	50 items
<b>Travel plug 13A/250V~</b>		<b>UK/earthing contact</b>
<b>1 x miniature fuse, 3-pole</b>		
921.010	<ul style="list-style-type: none"> <li>· Plug pin side: UK / Ireland / Malta / Hong Kong / Cyprus</li> <li>· Includes miniature 13A fuse, interchangeable</li> </ul>	10 items
900.1077	· Replacement fuse / 13A miniature fuse	1 item
<b>Travel plug 10A/250V~</b>		<b>Switzerland/earthing contact</b>
<b>3-pole</b>		
921.011	· Plug pin side: Switzerland	100 items
<b>Travel plug 10A/250V~</b>		<b>Australia/earthing contact</b>
<b>3-pole</b>		
921.014	· Plug pin side: Australia	10 items



Adaptors


**Note:** Adaptors are not voltage transformers. They are not suitable for long-term use.



## Travel plugs, 2-pole

Caution! These adaptors are for 2-pole power systems only

· Plug colour: white

Art. no.	Version	Unit
<b>Travel plugs 13 A/250V~ UK /</b>		<b>Euro and contour</b>
1 x miniature fuse, 2-pole		
 921.008	<ul style="list-style-type: none"> <li>· Includes miniature 13 A fuse, interchangeable</li> <li>· Plug pin side: UK / Ireland / Malta / Hong Kong / Cyprus</li> <li>· Socket side: Euro / contour plug</li> </ul>	10 items




<b>Travel plug set</b>		
2-pole		
<ul style="list-style-type: none"> <li>· Set with 3 different plugs/adapters</li> <li>- 1. Suitable for Southern Europe: France, Greece, Poland, Italy, Spain, Turkey, Czech Republic</li> <li>- 2. Suitable for America: Asia, Far East, Canada, Central and South America, USA</li> <li>- 3. Suitable for old UK system: Africa, China, Hong Kong, India, Caribbean, Sri Lanka</li> </ul>		
914.270	· White	25 items



<b>Single travel plugs</b>		
2-pole		
 914.271	· Suitable for Southern Europe: France, Greece, Poland, Italy, Spain, Turkey, Czech Republic	25 items



<b>Single travel plugs</b>		
2-pole		
 914.272	· Suitable for America: Asia, Far East, Canada, Central and South America, USA	25 items



<b>Single travel plugs</b>		
2-pole		
 914.273	· Suitable for old British system: Africa, China, Hong Kong, India, Caribbean, Sri Lanka	25 items



**Note:** Adaptors are not voltage transformers. They are not suitable for long-term use.

Adaptors for the earthing contact system

Art. no.	Version	Unit		
<b>Travel plugs 10/16 A/250 V~</b>		<b>Earthing contact / universal</b>		
2-pole and 3-pole				
· Plug pin side: Earthing contact / Germany / France / Belgium, with dual earthing contact system 				
921.000	· Socket side: universal, suitable for all standard plugs worldwide, child-proof · Grey	10 items		
				
<b>Travel plugs 15 A/125 V~</b>		<b>Earthing contact / USA</b>		
3-pole				
· Plug pin side: Earthing contact / Germany / France / Belgium, with dual earthing contact system 				
921.003	· Socket side: USA	10 items		
	· White			
				
<b>Travel plugs 10/16 A/125 V~</b>		<b>Earthing contact / France (UTE)</b>		
3-pole				
· Plug pin side: Earthing contact / Germany 				
921.002	· Socket side: Belgium / France / Poland / Slovakia / Czech Republic	25 items		
	· White			
				
<b>Travel plugs 10 A/220 V~ max. 2200 W</b>		<b>Earthing contact / UK</b>		
3-pole				
· Plug pin side: Earthing contact / Germany / France / Belgium 				
921.001	· Socket side: UK, child-proof	10 items		
	· White			
				
<b>Travel plugs 10 A/250 V~</b>		<b>Earthing contact / Switzerland</b>		
3-pole				
· Plug pin side: Earthing contact / Germany 				
921.012	· Socket side: Switzerland	10 items		
	· White			
				
<b>Converter plug 10 A/250 V~</b>		<b>Earthing contact / Italy</b>		
3-pole				
· Plug pin side: Earthing contact / Germany 				
921.013	· Socket side: Italy	10 items		
	· White			
				

**Note:** Adaptors are not voltage transformers. They are not suitable for long-term use.

**-K SKROSS**  
ADAPT TO THE WORLD



**NEW**

# SKROSS

Voyage of global discovery.




**The advantages  
at a glance**

- Patented "all-in-one" country-specific slider system
- Recipient of function and design awards
- Market leader for high-quality multi-adaptors, country-specific travel adaptors and powerful USB charging devices

**DESIGNED IN SWITZERLAND**


Travel plugs / travel adaptors

Art. no. | Version | Dimensions: (L x W x H)

SKROSS Travel plugs and adaptors		
World adaptor PRO, 100 - 250V, max. 2200W, white		
110.3118	<ul style="list-style-type: none"> <li>· Suitable for all earthed and non-earthed devices (2-pole and 3-pole)</li> <li>· Input end: Europe (earthing contact)</li> <li>· Slide-out connectors: Italy, Switzerland, UK, USA Australia/China</li> <li>· Integrated protection</li> </ul> 	· 72 x 54 x 57 mm



Art. no. | Version | Dimensions: (L x W x H)

SKROSS Travel plugs and adaptors		
World adaptor Pro USB, 3-pole & USB charging device, 100V-250V, max. 2200W, USB 5V/max. 1.300 mA		
130.2400	<ul style="list-style-type: none"> <li>· Input end: Europe (earthing contact)</li> <li>· Slide-out connectors: Italy/Switzerland, UK, USA, Australia/China</li> <li>· Dual USB top for charging 2 USB devices at the same time</li> <li>· Integrated protection</li> <li>· USB output 5V/1300 mA</li> </ul> 	· 73 x 57 x 76 mm (incl. USB top)



Art. no. | Version | Dimensions: (L x W x H)

SKROSS Travel plugs and adaptors		
World Adapter Classic, 2-pole, 100V-250V, max. 550 W		
110.0160	<ul style="list-style-type: none"> <li>· Suitable for all 2-pole devices</li> <li>· Input end: Euro, UK, USA/Japan, Australia/China</li> <li>· Slide-out connectors: Euro, UK, USA/Japan, Australia/China</li> <li>· Integrated protection</li> </ul> 	· 59 x 56 x 60 mm



## Travel plugs / travel adaptors

Art. no.	Version	Dimensions: (L x W x H)
----------	---------	-------------------------

**SKROSS Travel plugs and adaptors****Single travel adaptor, suitable for protection class I and II devices, 3-pole, white**

150.0203	<ul style="list-style-type: none"> <li>Input end: Europe (earthing contact), France, Germany</li> <li>Output end: USA</li> <li>Power: max. 15 A/125 V~</li> </ul>	· 53 x 60 x 63 mm
----------	---	-------------------



150.0205	<ul style="list-style-type: none"> <li>Input end: Europe (earthing contact), France, Germany</li> <li>Output end: Switzerland</li> <li>Power: max. 10 A/250 V~ (integrated fuse)</li> </ul>	· 53 x 60 x 72 mm
----------	---	-------------------



150.0207	<ul style="list-style-type: none"> <li>Input end: Europe (earthing contact), France, Germany</li> <li>Output end: UK</li> <li>Power: max. 13 A/250 V~ (integrated fuse)</li> </ul>	· 57 x 64 x 64 mm
----------	--	-------------------



150.0209	<ul style="list-style-type: none"> <li>Input end: Europe (earthing contact), France, Germany</li> <li>Output end: Australia</li> <li>Power: max. 10 A/250 V~</li> </ul>	· 53 x 60 x 62 mm
----------	---	-------------------



150.0212	<ul style="list-style-type: none"> <li>Input end: Europe (earthing contact), France, Germany</li> <li>Output end: Italy</li> <li>Power: max. 16 A/250 V~</li> </ul>	· 60 x 52 x 66 mm
----------	---	-------------------



150.0211	<ul style="list-style-type: none"> <li>Input end: Australia, China/UK/USA/Italy/ Europe (2-pole)/Switzerland</li> <li>Output end: Europe (earthing contact), France, Germany</li> <li>Power: max. 16 A/250 V~</li> </ul>	· 58 x 58 x 45 mm
----------	--	-------------------



Travel plugs / travel adaptors

Art. no. | Version | Dimensions: (L x W x H)

**SKROSS Travel plugs and adaptors**

**World USB charger, USB output: 5V/max. 1300 mA, white**

130.2300	<ul style="list-style-type: none"> <li>• Dual USB charger</li> <li>• Supports micro USB technology and i-devices</li> <li>• Compatibility (for outlet sockets): Euro, UK, USA, Australia</li> </ul>	• 55 x 53 x 55 mm
----------	---	-------------------



**SKROSS Travel plugs and adaptors**

**Euro USB charger, USB output: 5V /max. 1300 mA, white**

130.2402	<ul style="list-style-type: none"> <li>• Can be used in countries with standard Euro sockets and in a modular fashion with all SKROSS adaptors anywhere in the world</li> <li>• 2 USB ports for efficient charging of two USB devices at the same time</li> </ul>	• 59 x 48 x 57 mm
----------	---	-------------------



**SKROSS Travel plugs and adaptors**

**Midget car charger USB, 12V, 2100 mA, white**

290.0608	<ul style="list-style-type: none"> <li>• The compact USB port for the car</li> <li>• Input voltage: 12V</li> <li>• Output voltage: 5.0 +/-0.25V</li> </ul>	• 43 x 21 x 22 mm
----------	--	-------------------



Adaptors are not voltage converters and are not suitable for long-term use.  
The input voltage of the device to be connected must match the voltage of the local supply grid.

## Euro plug 2.5 A/250V~

- Plastic version
- Packaged version: contains 3 items in plastic bag – supplied in quantities of 3 only
- Delivery to the end consumer is only permissible in assembled condition
- Must be connected by qualified specialists only
- For cables up to H05VV-F 2 x 0.75 mm<sup>2</sup>



Art. no.	Version	Unit
----------	---------	------

**Euro plug****With crimp terminals; unpackaged**

910.171	· Black	25 items
910.271	· White	25 items

**Euro plug****With screw terminal, packaged**

900.010	· Black	3 items
900.011	· White	3 items

**With screw terminal, unpackaged**

900.002	· Black	100 items
900.003	· White	100 items

## Euro coupling 2.5 A/250V~

- Plastic version
- Packaged version: contains 3 items in plastic bag – supplied in quantities of 3 only
- Delivery to the end consumer is only permissible in assembled condition
- Must be connected by qualified specialists only
- For cables up to H05VV-F 2 x 0.75 mm<sup>2</sup>



Art. no.	Version	Unit
----------	---------	------

**Euro coupling****With crimp terminals; unpackaged**

912.171	· Black	25 items
912.271	· White	25 items

**Euro coupling****With screw terminal, packaged**

900.012	· Black	3 items
900.013	· White	3 items

**With screw terminal, unpackaged**

900.004	· Black	100 items
900.005	· White	100 items

## Earthing contact plug 16 A/250V~



Art. no.	Version	Unit
----------	---------	------

**Earthing contact mounting plug****H05VV-F 3G 0.75/1.0/1.5 mm<sup>2</sup>**

- With dual earthing contact system and nickel-plated contacts, e.g. Germany and France
- Small, break-proof design with separate strain relief, no parts that can be lost

910.100	· Black	10 items
910.200	· White	10 items



Art. no.	Version	Unit
<b>Central plug with earthing contact DIN 49441</b>		
H05VV-F 3G 1.0 mm <sup>2</sup>		
· Small unbreakable construction in plastic, with strain relief		
910.170	· Black	40 items
910.270	· White	40 items
910.470	· Brown	40 items
<b>Central plug with earthing contact DIN 49441</b>		
H05VV-F 3G 1.0 mm <sup>2</sup>		
· Large unbreakable construction in plastic, with strain relief		
910.971	· Grey	25 items
<b>Right angle plug with earthing contact</b>		
H05VV-F 3G 1.50 mm <sup>2</sup>		
· Small unbreakable construction in plastic, with lateral earthing contact		
911.172	· Black	50 items
911.272	· White	50 items
<b>Flanged earthing contact plug/angled</b>		
H05VV-F 3G 1.50 mm <sup>2</sup>		
· Unbreakable construction, with side entry		
911.170	· Black	40 items
911.270	· White	40 items
911.470	· Brown	40 items
<b>Right angle earthing contact plug with switch</b>		
H05VV-F 3G 1.50 mm <sup>2</sup>		
· Break-proof design made from plastic, with 2-pin rocker switch		
911.171	· Black	20 items
911.271	· White	20 items
<b>Right angle earthing contact plug with control switch</b>		
H05VV-F 3G 1.50 mm <sup>2</sup>		
· Break-proof design made from plastic, with 2-pin illuminated rocker switch		
911.273	· White	20 items



Earthing contact coupling 16A/250V~ 

Art. no.	Version	Unit
<b>Earthing contact coupling</b>		
H05VV-F 3G 1.5 mm <sup>2</sup>		
· Small, break-proof design made from plastic		
912.170	· Black	50 items
912.270	· White	50 items
912.470	· Brown	50 items
<b>Earthing contact coupling</b>		
H05VV-F 3G 1.5 mm <sup>2</sup>		
· Large, break-proof design made from plastic kink protection nozzle		
912.971	· Grey	15 items



Rubber plugs and couplings 16A/250V~ 

- For fitting to cables up to H07RN-F 3G 2.50 mm<sup>2</sup>
- Delivery to the end consumer is only permissible in assembled condition
- Must be connected by qualified specialists only

Art. no.	Version	Unit
----------	---------	------

**Rubber plug**

IP44, DIN 49441

- Thermoplast insert with dual earthing
- Also suitable for France and Belgium
- Revolving strain relief for various cable cross-sections

913.171	· Black	20 items
---------	---------	----------

IP44, DIN 49441-2-AR1

- Break-proof thermoplast insert with earthing contact
- Standardised clip in function and kink protection
- Side fitting and screw terminal block
- Temperature range -40 °C to 70 °C

913.172	· Black	20 items
---------	---------	----------

**Rubber coupling**

DIN 49440


- Thermoplast insert with earthing contact and strain relief

913.174	· Black	10 items
---------	---------	----------

IP44, DIN 49440

- Thermoplast insert with earthing contact and strain relief
- With cover

919.176	· Black	10 items
---------	---------	----------

Solid rubber plugs and couplings 16A/250V~ 

- Delivery to the end consumer is only permissible in assembled condition
- Must be connected by qualified specialists only

Art. no.	Version	Unit
----------	---------	------

**Solid rubber plug**

IP44, DIN 49441-2-AR1

- For mounting on cables up to H07RN-F 3G 2.50 mm<sup>2</sup>
- Solid rubber insert with earthing contact
- Standardised clip in function and kink protection
- Side fitting and screw terminal block
- Temperature range -40 °C to 70 °C

913.173	· Black	20 items
---------	---------	----------

**Solid rubber right angle plug**

IP44, DIN 49441-2-AR1

- For mounting on cables up to H07RN-F 3G 2.50 mm<sup>2</sup>
- Robust industrial version with solid rubber insert and earthing contact
- Standardised clip in function
- Surface clamps and metal strain relief
- Side fitting and screw terminal block
- Temperature range -40 °C to 70 °C

919.171	· Black	10 items
---------	---------	----------

919.178	· With dual earthing contact system suitable for Belgian/French standards · Black	
---------	--	--



Art. no.	Version	Unit
<b>Solid rubber contour plug, 2-pole</b>		
<ul style="list-style-type: none"> <li>· For mounting on cables up to H07RN-F 2 x 2.50 mm<sup>2</sup>, without earthing contact</li> <li>· Clip in function, delivery to the end consumer is only permissible in assembled condition</li> <li>· Must be connected by qualified specialists only</li> </ul>		
919.179	· Black	20 items




<b>Solid rubber coupling</b>		
DIN 49440-2-D-AR1		
<ul style="list-style-type: none"> <li>· For mounting on cables up to H07RN-F 3G 2.50 mm<sup>2</sup>, temperature range -40 °C to 70 °C</li> <li>· Solid rubber insert with earthing contact and side fitting</li> <li>· Robust industrial version with surface clamps and standardised clip in function</li> </ul>		
913.175	· Black	10 items




IP44, DIN 49440-2-D-AR1		
<ul style="list-style-type: none"> <li>· For mounting on cables up to H07RN-F 3G 2.50 mm<sup>2</sup>, temperature range -40 °C to 70 °C</li> <li>· Thermoplast rubber insert with earthing contact and side fitting and cover</li> <li>· Robust industrial version with surface clamps and standardised clip in function</li> </ul>		
919.177	· Black	10 items



IP44 power strip 

Art. no.	Version	Unit
<b>3-way earthing contact power strip with covers</b>		
IP44; 230V, 16A		
381.109	<ul style="list-style-type: none"> <li>· Design: DIN 49 440 part 1</li> <li>· With attachment eye and four fixing points</li> <li>· Solid elastomer version</li> </ul>	1 item



3-way couplings 16A/250V~, IP44 

Art. no.	Version	Unit
<b>Solid rubber 3-way coupling</b>		
IP44, DIN 49440-2-D-AR1		
<ul style="list-style-type: none"> <li>· For mounting on cables up to H07RN-F 3G 2.50 mm<sup>2</sup>, solid rubber insert with earthing contact</li> <li>· Robust industrial version with hinged lid and hanger, standardised snap latch and kink protection</li> <li>· Side fitting and screw terminal block, temperature range -40 °C to 70 °C</li> <li>· For permanent use out of doors and on construction sites</li> </ul>		
913.170	· Black	10 items



<b>PA housing, 3-way coupling</b>		
IP20, DIN 49440-2-D-AR1		
<ul style="list-style-type: none"> <li>· For fitting to cables up to H07RN-F 3G 2.5 mm<sup>2</sup>, PA insert with earthing contact</li> <li>· With attachment eye and kink protection, connections with screw terminals</li> <li>· Temperature range -40 °C to 70 °C</li> </ul>		
919.1751*	· Black	10 items



Cord intermediate switch 16A/250V~, IP44

Art. no.	Version	Unit
<b>Solid rubber cord intermediate switch</b>		
IP44		
<ul style="list-style-type: none"> <li>· 2-pin cut-off</li> <li>· For round cable up to H07RN-F 3G 2.50 mm<sup>2</sup></li> </ul>		
923.174	· Black	10 items



\* No storage type

## International earthing contact plugs

Art. no.	Version	Unit	
<b>Earthing contact plug, Switzerland CH, 10 A/250 V~</b>		<b>CH</b>	
Cables up to 3G 1.00 mm <sup>2</sup>			
+	· Thermoplast version		
	· With strain relief		
910.175	· Black	1 item	
910.275	· White	1 item	
<b>Earthing contact plug, UK, 13 A/250 V~</b>		<b>UK</b>	
Cables up to 3G 1.50 mm <sup>2</sup>			
UK	· Plastic version		
	· Integral 13 A miniature fuse		
	· With strain relief		
910.176	· Black	1 item	
910.276	· White	1 item	
<b>Earthing contact plug, USA, 15 A/125 V~</b>		<b>USA</b>	
3-pole			
US	· Non-polarised		
	· Thermoplast version		
910.179	· Black	20 items	
<b>USA plug</b>		<b>USA</b>	
2-pole			
US	· Not polarised, Duroplast		
	910.178	· Black	100 items
<b>Earthing contact plug, Italy, 10 A/250 V~</b>		<b>Italy</b>	
3-pole			
I	· Thermoplast version		
	910.174	· Black	50 items
<b>Earthing contact plug, Australia, 10 A/250 V~</b>		<b>Australia</b>	
3-pole			
AU	· With insulated pins and sleeve		
	910.182	· Black	40 items
	910.282	· White	40 items

## International earthing contact couplings

Art. no.	Version	Unit	
<b>Earthing contact coupling, Switzerland CH, 10 A/250 V~</b>		<b>CH</b>	
+	912.174*	· Black	50 items
	912.274	· White	50 items
<b>Earthing contact coupling, UK, 13 A/250 V~UK</b>			
With function display			
UK	· Thermoplast version		
	910.177*	· Black	10 items
	910.277*	· White	10 items
<b>Earthing contact coupling with earthing pin, Belgium/France 15 A/125 V~</b>		<b>Earthing contact /UTE</b>	
With kink protection sleeve			
B	· Thermoplast version		
	912.173	· Black	35 items
	912.273	· White	35 items

\* No storage type

Solid rubber international plugs and couplings

- Up to max. H07RN-F 3G 2.5 mm<sup>2</sup>
- Belgian/French system
- IP44, thermoplastic and solid rubber version, with snap latch

Art. no.	Version	Unit
<b>Solid rubber plug 16 A/250 V~</b>		<b>Earthing contact/UTE</b>
IP44		
913.169	<ul style="list-style-type: none"> <li>· With dual earthing contact</li> <li>· With side fitting, socket and surface clamps</li> <li>· Black</li> </ul>	20 items
<b>Solid rubber coupling 16 A/250 V~</b>		<b>Earthing contact/UTE</b>
IP44		
919.169	<ul style="list-style-type: none"> <li>· With snap latch and protection against contact</li> <li>· With Thermoplast cover</li> <li>· Black</li> </ul>	10 items



Non-heating appliance plugs and sockets 

Art. no.	Version	Unit
<b>Non-heating appliance plug with earthing contact</b>		
C14, 10A/250V~, 70 °C		
<ul style="list-style-type: none"> <li>· For cables up to 3G 1.00 mm<sup>2</sup>, Thermoplast version with earthing contact C14 for cable junction</li> <li>· Screw terminal, kink protection nozzle and strain relief</li> </ul>		
915.171	· Black	50 items
915.271	· White	50 items
915.971	· Grey (RAL7035)	50 items
<b>Non-heating appliance right angle plug with earthing contact</b>		
C14, 10A/250V~, 70 °C		
<ul style="list-style-type: none"> <li>· For cables up to 3G 1.00 mm<sup>2</sup>, Thermoplast version with earthing contact C14 for cable junction</li> <li>· Screw terminal, kink protection and strain relief, cable exit right hand side</li> </ul>		
915.172	· Black	50 items
<b>Non-heating appliance socket with earthing contact</b>		
C13, 10A/250V~, 70 °C		
<ul style="list-style-type: none"> <li>· For cables up to 3G 1.00 mm<sup>2</sup>, Thermoplast version with earthing contact C13 for cable junction</li> <li>· Screw terminal, kink protection nozzle and strain relief</li> </ul>		
915.170	· Black	25 items
915.270	· White	25 items
915.970	· Grey (RAL7035)	25 items
<b>Non-heating appliance right angle socket with earthing contact</b>		
C13, 10A/250V~, 70 °C		
<ul style="list-style-type: none"> <li>· For cables up to 3G 1.00 mm<sup>2</sup>, thermoplastic version with earthing contact C13 for cable mounting</li> <li>· Screw terminal, kink protection and strain relief, cable exit right hand side</li> </ul>		
915.173	· Black	25 items
915.973	· Grey (RAL7035)	25 items
<b>Non-heating appliance built-in plug</b>		
C14, E, 10A/250V~, 70 °C		
<ul style="list-style-type: none"> <li>· Thermoplast version for screw terminal</li> </ul>		
917.170	· Black	50 items



\* No storage type

## Non-heating appliance plugs and sockets



Art. no.	Version	Unit
----------	---------	------

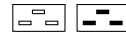
**Non-heating appliance in-built socket**

C13, F, 10A/250V~, 70 °C

· Thermoplast version for screw terminal

917.171	· Black	50 items
---------	---------	----------

## Non-heating appliance plugs and sockets



Art. no.	Version	Unit
----------	---------	------

**Non-heating appliance plug**

C20, 16A/250V~, 70 °C

Thermoplast version with earthing contact

· With kink protection nozzle for line assembly

915.175	· Black	25 items
---------	---------	----------

**Non-heating appliance in-built plug |**

C20, 16A/250V~, 70 °C

· Thermoplast version

917.173	· Black	25 items
---------	---------	----------

**Non-heating appliance socket with earthing contact**

C19, 16A/250V~, 70 °C

· For cables up to 3G 1.50 mm<sup>2</sup>

· Thermoplast version with earthing contact C19

· Kink protection nozzle for line assembly

915.174	· Black	25 items
---------	---------	----------

**Non-heating appliance in-built socket with earthing contact**

C19, J, 16A/250V~, 70 °C

· Thermoplast version with earthing contact C19

917.172	· Black	25 items
---------	---------	----------

## Heating appliance plugs and sockets



Art. no.	Version	Unit
----------	---------	------

**Heating appliance in-built plug**

C16A, E, 10A/250V~, 155 °C

· Thermoplast version for screw terminal

918.170	· Black	50 items
---------	---------	----------

**Heating appliance socket with earthing contact**

C15A, 10A/250V~, 155 °C

· For cables up to 3G 1.00 mm<sup>2</sup>

· Thermoplastic version with earthing contact, C15A for cable mounting

· Screw terminal, kink protection nozzle and strain relief

916.170	· Black	25 items
---------	---------	----------

916.970	· Grey (RAL7035)	25 items
---------	------------------	----------



Heating appliance sockets  

Art. no.	Version	Unit
<b>Heating appliance socket</b>		
C21, 16A/250V~, 155 °C		
· Kink protection nozzle for line assembly		
918.171	· Black	25 items
<b>Heating appliance socket with earthing contact</b>		
10A/250V~, 155 °C		
· For cables up to 3G 1.00 mm <sup>2</sup>		
· Steatite version		
· Kink protection nozzle and strain relief		
· Approved for export and replacement needs only		
919.170	· Black	20 items
919.270	· White	20 items



Junction boxes

Art. no.	Version	Unit
<b>Appliance junction box</b>		
16A/380V~		
· For 55 mm wall boxes / height 14 mm		
· Thermoplast version for concealed wiring mounting		
· Easy mounting thanks to removable terminal box		
· Snap in lid		
· With screw terminal 5 x 2.50 mm <sup>2</sup> and strain relief		
190.271	· White	20 items
<b>Cooker junction box</b>		
16A/380V~		
· For 55 mm wall boxes / height 23 mm		
190.270	· White	20 items



Safety connector perilex plug 16A/250V~

Art. no.	Version	Unit
<b>Perilex plug</b>		
IP54		
· Side entry, 3-pole + E + O to VDE 0100/5.73		
· Waterproof IP20		
349.203	· White	10 items





## Accessories

Art. no.	Version	Unit
----------	---------	------

**Intermediate switch 2A/250V~**For cables up to H03VVH2-F 2 x 0.75 mm<sup>2</sup>

· Plastic

923.170	· Black	1 item
923.270	· White	1 item

**Lamp holder, pre-wired**

E 27

· 60W plastic E 27 holder

· Delivery in units of 20 only

641.170	· 0.2 m H03VV-F 2 x 0.75 mm <sup>2</sup> · With 2-pin terminal block · Black	20 items
641.171	· 0.2 m H03VV-F 2 x 0.75 mm <sup>2</sup> · With plug terminals · Black	20 items

**Light bulb adaptor**

Converts E 27 fitting to E 14

730.005	· Outside thread: E 27 · Inside thread: E 14 · Thread: brass · Insulation: plastic	1 item
---------	---	--------

**Light bulb adaptor**

Converts E 40 fitting to E 27

730.008	· Outside thread: E 40 · Inside thread: E 27 · Thread: brass · Insulation: porcelain	1 item
---------	---	--------

**Porcelain terminal**For wire cross sections up to 2.5 mm<sup>2</sup>

· Without wire protection

950.000	· 1-pin · Dimensions: 17 x 9.5 x 12 mm	1 item
950.002	· 2-pin with mounting hole in the centre · Dimensions: 21 x 18 x 16 mm	1 item
950.003	· 3-pin with mounting hole in the centre · Dimensions: 33 x 19 x 16 mm	1 item

For wire cross sections up to 4 mm<sup>2</sup>

950.004	· 2-pin with mounting hole in the centre · Dimensions: 24 x 22 x 22 mm	1 item
---------	---	--------

**Ceiling box, diameter 70 mm**

· Including screws

· Loose in bag

190.273	· White	20 items
---------	---------	----------

Illumination lighting accessories

Art. no.	Version	Unit
<b>Connecting box</b>		
For flat cables H05RN H 2 x 1.5 mm <sup>2</sup>		
740.015	· Black	30 items
<b>Solid rubber right angle plug</b>		
IP44		
740.017	· For flat cable · With clip in function · With surface clamps · With 2-way front screw connection · Black	10 items
<b>Flat cable plug for illumination cable 16 A/250V~</b>		
DIN 49406, for H05RN H2-F 2 x 1.5 mm <sup>2</sup> cables		
740.002	· Solid rubber version · Without earthing contact · With clip in function · Black	10 items
<b>Flat coupling for illumination cable</b>		
DIN 0282		
740.003	· With lid and mounting · Without earthing contact · For contour plugs only · Black	10 items
<b>End piece for illumination cable</b>		
DIN 0282		
740.004	· With mounting books · For a safe cable ending · Black	10 items



## Light chains



Art. no.	Version	Unit
----------	---------	------

**Light chain with plug and end piece****With plug and end piece**

- External dimensions approx. 5.20 x 13.20 m
- Including rubber plug and end piece with hook

740.005	<ul style="list-style-type: none"> <li>· With 10 E 27 lamp holders</li> <li>· Without light bulb</li> <li>· Green</li> </ul>	1 item
740.006	<ul style="list-style-type: none"> <li>· With 20 E 27 lamp holders</li> <li>· Without light bulb</li> <li>· Green</li> </ul>	1 item

## Lamp holders



Art. no.	Version	Unit
----------	---------	------

**Illumination lamp holder****E 27**

- For use outside
- Heat and weather resistant thermoplast
- Splash-proof when used with sealing ring (740.001/740.012) – please order separately

740.000	<ul style="list-style-type: none"> <li>· Max. 40W</li> <li>· Protection class II / IP44</li> <li>· Up to 165 °C without sealing ring</li> </ul>	100 items
---------	---	-----------

**Illumination lamp holder with fixing base**

- For fixing on firm surfaces
- Distance of fixing screws: 40 mm
- Only use outside with rubber seal.  
Sealing ring (740.001/740.012) – please order separately

740.011	<ul style="list-style-type: none"> <li>· E 27</li> <li>· Black</li> </ul>	50 items
740.010	<ul style="list-style-type: none"> <li>· E 14</li> <li>· Black</li> </ul>	50 items

Art. no.	Version	Unit
----------	---------	------

**Sealing ring for illumination lamp holders**

- For fitting or retrofitting lamp holders to light chains for outdoor use
- Guaranteed protection from water droplets when the bulb is directed downwards

740.001	<ul style="list-style-type: none"> <li>· E 27</li> <li>· Black</li> </ul>	500 items
740.012	<ul style="list-style-type: none"> <li>· E 14</li> <li>· Black</li> </ul>	150 items



\* No storage type, purchase in complete packaging units only

MAXI series 1000 silicon housing

Also see page 287



- For halogen cold light mirror lamps, diameter 51 mm, 12V~, maximum 35W
- Do not use Cool Beam light bulbs
- Triple insulation, with cable, light bulbs not included

Art. no.	Version	Unit
<b>MAXI series 1000 silicon housing</b>		
<b>With ceramic lamp holder</b>		
924.224	· Transparent	1 item
924.225	· White	1 item
<b>With ceramic lamp holder, supplied in bags of 50, loose</b>		
924.332	· White	500 items
<b>Without ceramic lamp holder, supplied in bags of 50, loose</b>		
924.334	· White	500 items



<b>Series 1002 decorative rings</b>		
For MAXI series 1000 silicon housing		
· Dimensions: inner 5 cm, outer 8 cm		
924.231	· Chrome	1 item
924.250	· Matt brushed stainless steel	1 item



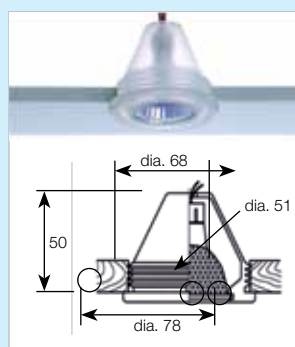
**MAXI silicon housing for low-voltage recessed halogen spotlights**

The MAXI silicon housing consists of a high temperature resistant high-tech elastomer with exceptional material qualities and thus a wide variety of applications:

- Totally rust-free
- Resistant to UV, ozone and ageing
- Heat and cold-resistant
- Excellent resistance to weather and maritime environments
- Patented
- Quick and easy to assemble and dismantle
- No component mounting
- Light bulb changing without tools
- No troublesome metal rings
- Can also be used for shops and exhibition stands (to match decor!)
- Quick mounting technology
- Mounting without springs

**Can be fitted in:**

- Solid materials in different thicknesses
- Fragile materials such as plasterboard, fibreboards, chipboards, etc.



Pulse starter

See also page 253

Art. no.	Version	Unit
<b>8600 series pulse starters</b>		
<b>Instant ignition (rapid starter)</b>		
· For fluorescent lamps, reduces the costs of maintenance and replacement of fluorescent lamps, protects the environment, 10-year warranty, -30°C to +75°C, ENEC approval		
924.167	· EFS 120/110-250V~, 4-22W	10 items
924.168	· EFS 600/200-260V~, 4-125W	10 items



\* No storage type, purchase in complete packaging units only



## Child safety



Art. no.	Version	Unit
----------	---------	------

**Teddy series 6310****Socket outlet protection**

- Socket outlet protection for plugging into earthing contact socket outlets
- Protective cover with key
- Only remove from the socket outlet with the key supplied
- 5 items and 3 keys in transparent bag (price per bag)

924.201	· White	10 bags
924.101	· Black	10 bags
924.004	· Brown (delivery in units)	10 bags

- Loose (price per item)

924.005	· White	50 items
---------	---------	----------

**Teddy automatic series 6320****Socket outlet protection**

- Socket outlet protection for sticking into earthing contact socket outlets
- 5 items on blister card (price per card)

924.009	· White	20 cards
924.010	· Black	20 cards
924.011	· Brown	20 cards

- Loose (price per item)

924.012	· White	250 items
---------	---------	-----------

**2002 series protective caps**

- For plugging into earthing contact socket outlets
- 10 items transparent bag (price per bag)

924.172*	· White	10 items
----------	---------	----------

**8500 series automatic socket protection**

- Telescoping technology without sticking panel
- With gap for earthing contact for the French system

924.173	· White	250 items
---------	---------	-----------

**Teddy duo series 6330****Night light**

- Pilot light and socket outlet protection
- With key
- 1 item on blister card (price per card)

924.001	· Illuminated red	20 items
924.002*	· Illuminated red with motif	20 items



\* No storage type, purchase in complete packaging units only

Cord intermediate switches

- With screwed contacts
- For dual insulated flat cable 2 x 0.75 mm<sup>2</sup>

Art. no.	Version	Unit
<b>Series 5052 cord intermediate switch, 2 A/250V~</b>		<b>LxWxH 66 x 30 x 21 mm</b>
<b>Off switch, 2-pole</b>		
<ul style="list-style-type: none"> <li>· Non-illuminated, for Class II equipment</li> <li>· Marking 0 - 1</li> <li>· For double insulated flat cable 2 x 0.75 mm<sup>2</sup></li> </ul>		
924.028	· Housing black, rocker black	20 items
924.029	· Housing white, rocker white	20 items
<b>Off switch, 2-pole</b>		
<ul style="list-style-type: none"> <li>· Illuminated, for Class II equipment</li> <li>· Marking 0 - 1</li> <li>· For double insulated flat cable 2 x 0.75 mm<sup>2</sup></li> </ul>		
924.031*	· Housing white, rocker white	20 items
<b>Series 5044 cord intermediate switch, 2 (1) A/250V~</b>		<b>LxWxH 66 x 30 x 21 mm</b>
<b>Off switch, 1-pole</b>		
<ul style="list-style-type: none"> <li>· Housing and strain relief screwed, 2 connector terminals</li> <li>· For dual insulated flat cable 2 x 0.75 mm<sup>2</sup> and 3 x 0.75 mm<sup>2</sup></li> <li>· Contact strain relief</li> </ul>		
924.259	· Housing transparent, button transparent	20 items
924.023	· Housing white, button black	20 items
924.024	· Housing black, button black	20 items
924.025	· Housing white, button white	20 items
924.026	· Housing brown, button beige	20 items
924.027	· Housing gold, button gold	20 items
924.260*	· Housing titan, button black	20 items
<b>Series 8007 cord intermediate switch, 2 A/250V~</b>		<b>LxWxH 61 x 23 x 15 mm</b>
<b>Off switch, 1-pole</b>		
<ul style="list-style-type: none"> <li>· Strain relief and housing screwed</li> <li>· Connector terminal for neutral conductor</li> <li>· For dual insulated flat cable 2 x 0.75 mm<sup>2</sup> and 3 x 0.75 mm<sup>2</sup></li> </ul>		
924.036	· Housing black, rocker black	50 items
924.037	· Housing white, rocker white	50 items
924.038	· Housing brown, rocker brown	50 items
924.039	· Housing gold, rocker gold	50 items
<b>Series 8002 cord intermediate switch, 2 A/250V~</b>		<b>LxWxH 58 x 28 x 29 mm (without button)</b>
<b>Off switch, 1-pole</b>		
<ul style="list-style-type: none"> <li>· Strain relief screwed, snap-on housing, with inset pushbutton switch, button Ø 12 mm</li> <li>· Connector terminal for neutral conductor</li> <li>· For dual insulated flat cable 2 x 0.75 mm<sup>2</sup> and 3 x 0.75 mm<sup>2</sup></li> </ul>		
924.032	· Housing black, button black	50 items
924.033	· Housing white, button white	50 items
924.034*	· Housing brown, button brown	50 items
<b>Series 5055 cord intermediate switch, 3 (2) A/250V~</b>		<b>LxWxH 67 x 22 x 17 mm (without rocker)</b>
<b>Off switch, 1-pole</b>		
<ul style="list-style-type: none"> <li>· Strain relief via insulated material screw, snap-on housing assembly</li> <li>· Connector terminal for neutral conductor</li> <li>· Contacts with silver, therefore particularly suitable for LED</li> <li>· For dual insulated flat cable 2 x 0.75 mm<sup>2</sup> and 3 x 0.75 mm<sup>2</sup></li> </ul>		
924.043	· Housing black, rocker black	50 items
924.044	· Housing white, rocker white	50 items
924.045	· Housing brown, rocker brown	50 items
924.046	· Housing gold, rocker gold	50 items
924.261*	· Housing titan, rocker black	50 items



\* No storage type, purchase in complete packaging units only




Art. no.	Version	Unit
<b>Series 8006 cord intermediate switch, 6 (4) A/250 V~</b>		<b>LxWxH 76 x 26 x 23 mm</b>
<b>Off switch, 1-pole</b>		
<ul style="list-style-type: none"> <li>· Strain relief for screwing, housing screwed, 2 connector terminals, marking 0 - I</li> <li>· For dual insulated flat cable 2 x 0.75 mm<sup>2</sup> and 3 x 0.75 mm<sup>2</sup></li> <li>· Suitable for secondary phase halogen lamp switching</li> </ul>		
924.047	· Housing black, rocker black	50 items
924.048	· Housing white, rocker white	50 items
924.049	· Housing brown, rocker brown	50 items
924.050	· Housing gold, rocker brown	50 items



<b>Series 8010 cord intermediate switch, 10 (4) A/250 V~</b>		<b>LxWxH 80 x 30 x 25 mm</b>
<b>Off switch, 2-pole</b>		
<ul style="list-style-type: none"> <li>· Strain relief for screwing, housing screwed, connector terminal for protective conductor</li> <li>· Marking 0 - I</li> <li>· For cable 2 x 0.75 mm<sup>2</sup> and 3 x 0.75 mm<sup>2</sup></li> </ul>		
924.051	· Housing black, rocker red	50 items
924.052	· Housing white, rocker white	50 items
924.053	· Housing brown, rocker beige	50 items



<b>Series 8010 cord intermediate switch, 10 (4) A/250 V~</b>		<b>LxWxH 80 x 30 x 25 mm</b>
<b>Off switch, 2-pole</b>		
<ul style="list-style-type: none"> <li>· Strain relief for screwing, housing screwed, connector terminal for protective conductor</li> <li>· Marking 0 - I</li> <li>· Illuminated</li> <li>· For dual insulated flat cable 2 x 0.75 mm<sup>2</sup> and 3 x 0.75 mm<sup>2</sup></li> </ul>		
924.327*	· Housing black, rocker red	50 items



<b>Series 8011 cord intermediate switch, 2A/250 V~</b>		<b>LxWxH 105 x 37 x 37 mm</b>
<b>Multi-circuit switch, 1-pole</b>		
<ul style="list-style-type: none"> <li>· Housing with line exit on both sides</li> <li>· 2 connector terminals</li> <li>· Circuit 0-1-1+2-2-0</li> <li>· For cable 2 x 0.75 mm<sup>2</sup> and 3 x 0.75 mm<sup>2</sup></li> </ul>		
924.054	· Housing black, button black	10 items
924.055	· Housing white, button white	10 items

### Refrigerator door switches with quick-action contact

- With screwed contacts, T 85°C
- Two-hole fixing, fixing holes diameter 3.5 mm



Art. no.	Version	Unit
<b>Series 5120 refrigerator door switch with quick-action contact 2(1)A/250 V~</b>		<b>LxWxH 39 x 34 x 15 mm</b>
<b>Break-contact switch, 1-pole</b>		
<ul style="list-style-type: none"> <li>· Trade version with added housing</li> <li>· Hole distance 43 mm</li> </ul>		
924.203	· Housing white, button white	40 items
924.103	· Housing black, button black	40 items
<ul style="list-style-type: none"> <li>· Industrial version without additional housing</li> <li>· Hole distance 25.5 mm</li> <li>· Caution: Ensure installation is VDE-compliant, e.g. bolt only to insulating surfaces (plastic)</li> </ul>		
924.071*	· Housing white, button white	100 items
924.072*	· Housing black, button black	100 items

\* No storage type, purchase in complete packaging units only



## Foot-operated intermediate switches

- With screwed contacts
- For dual insulated flat cable 2 x 0.75 mm<sup>2</sup> and 3 x 0.75 mm<sup>2</sup>
- 2 connector terminals
- Snap-on housing assembly
- Strain relief screwed



Art. no.	Version	Unit
<b>Series 5062 intermediate foot switch 2(1) A / 250 V ~</b>		<b>Diameter 66 mm</b>
Off switch, 1-pole		
924.056	· Housing gold, button gold	10 items
924.057	· Housing white, button black	10 items
924.058	· Housing black, button black	10 items
924.059	· Housing white, button white	10 items
924.060	· Housing brown, button beige	10 items
<b>Series 8009 intermediate foot switch 2(1) A / 250 V ~</b>		<b>Diameter 66 mm</b>
Off switch, 1-pole		
924.062	· Housing black, button black	10 items
924.063	· Housing white, button white	10 items
924.064	· Housing brown, button brown	10 items
924.065	· Housing gold, button gold	10 items
<b>Series 8009 intermediate foot switch 6(2) A / 250 V ~</b>		<b>Diameter 66 mm</b>
Off switch, 1-pole		
· Suitable for secondary phase halogen lamp switching		
924.068	· Housing black, button black	10 items
924.069	· Housing white, button white	10 items
<b>Series 8009 intermediate foot switch 2(1) A / 250 V ~</b>		<b>Diameter 66 mm</b>
Multi-circuit switch, 1-pole		
· Circuit 0-1-1+2-2-0		
924.066	· Housing white, button black	10 items
924.067	· Housing black, button black	10 items
924.264	· Housing gold, button gold	10 items
<b>Series 8008 intermediate foot switch 2 A / 250 V ~</b>		<b>Diameter 66 mm</b>
Off switch, 1-pole		
924.061	· Housing brass, button black · Housing and strain relief screwed, no snap-on housing	10 items



\* No storage type, purchase in complete packaging units only



## Cord end switch

- With screwed contacts
- Housing and strain relief screwed



Art. no.	Version	Unit
<b>Series 8016 cord end switch 10(2) A/250 V ~</b>		<b>30 x 51 x 20 mm</b>
On/off switch, 1-pole, marking 0 - 1		
924.073	· Housing white, rocker white	50 items
924.074*	· Housing black, rocker black	50 items

## Cord end dimmers, 8013 series

- Hand or foot activated, for low-voltage halogen lamps (for conventional transformers)
- For high-volt halogen lamps, for bulbs of 20-500 W



Art. no.	Version	Unit
<b>Series 8013 cord end dimmer 250 V ~</b>		<b>107 x 60 x 30 mm</b>
With 2 m cable and appliance plug		
924.078	· Housing black, slider black	1 item
924.079	· Housing white, slider white	1 item
924.080	· Housing gold, slider gold	1 item
924.266*	· Housing titan, slider black	1 item



<b>Series 8013 cord intermediate dimmer 250 V ~</b>		<b>107 x 60 x 30 mm</b>
924.075	· Housing black, slider black	1 item
924.076	· Housing white, slider white	1 item
924.077	· Housing gold, slider gold	1 item
924.265	· Housing titan, slider black	1 item
924.336	· Housing transparent, slider transparent	1 item

## Series 8015 cord intermediate dimmer

- With illumination, for light bulbs, with strain relief



Art. no.	Version	Unit
<b>Series 8015 cord intermediate dimmer 230 V ~</b>		<b>92 x 28 x 27 mm</b>
From 40 to 160 watts with miniature fuse 0.8 A		
924.267*	· Housing transparent	10 items
924.081	· Housing black	10 items
924.082	· Housing white	10 items

\* No storage type, purchase in complete packaging units only

Series 8113 cord intermediate dimmer

- For low-voltage halogen lamps (with electronic transformers)
- For high-voltage halogen lamps, for light bulbs

Art. no.	Version	Unit
<b>Cord intermediate dimmer / reverse phase control dimmer series 8113, 230V~</b>		<b>130 x 60 x 35 mm</b>
50 Hz, 20 to 300VA		
· Connection options can be freely selected (as intermediate or end dimmer)		
· Hand and foot activation		
· Buzz-free, without fuse protection, separate on and off switches, pilot light in the dark		
924.338	· Housing black	1 item



<b>Series 8114 cord intermediate dimmer 250V~</b>		<b>96 x 41 x 29 mm</b>
50 Hz, 20 to 200W/VA		
· Revolving off function, with earth wire connection		
· For low-voltage halogen lamps with conventional transformers		
· For high-voltage halogen lamps, for light bulbs		
· Fuse switch accessible from the outside, allows problem-free fuse changing		
924.340	· Housing black, rotating wheel light grey	1 item
924.342	· Housing transparent	1 item
924.343	· Housing white	1 item
924.344	· Housing gold	1 item




Series 3652 rocker switches

- With and without illumination, tab terminals 6.3 x 0.8 mm

Snap-in fixing to 11 x 30 mm cut-out

Art. no.	Version	Unit
<b>Series 3652 rocker switch 16(8) A/250 V~, T 185 °C</b>		
<b>On-off switch, 1-pole, non-illuminated, no embossing on rocker</b>		
924.090	· Housing white, rocker white	50 items
924.091	· Housing black, rocker black	50 items
<b>On-off switch, 1-pole, illuminated, no embossing on rocker</b>		
924.111	· Housing white, rocker red	50 items
924.112	· Housing black, rocker red	50 items
924.113*	· Housing black, rocker yellow	50 items
924.114	· Housing black, rocker green	50 items
<b>Changeover switch, 1-pole, non-illuminated, no embossing on rocker, no centre position</b>		
924.092*	· Housing black, rocker black	50 items



\* No storage type, purchase in complete packaging units only



### Series 3652 rocker switches

· With and without illumination, tab terminals 6.3 x 0.8 mm

Snap-in fixing to 22 x 30 mm cut-out



Art. no.	Version	Unit
----------	---------	------

#### Series 3652 rocker switch 16(8) A / 250 V~, T 125 °C

On-off switch, 2-pole, non-illuminated, with rocker coinage 0 I

924.094	· Housing white, rocker white	50 items
924.095	· Housing black, rocker black	50 items

On-off switch, 2-pole, illuminated, rocker embossed with 0 I

924.096	· Housing white, rocker red	50 items
924.097	· Housing black, rocker green	50 items
924.098	· Housing black, rocker yellow	50 items
924.099	· Housing black, rocker red	50 items

Changeover switch, 2-pole, non-illuminated, no embossing on rocker, no centre position


924.109	· Housing black, rocker black	50 items
---------	-------------------------------	----------

On-off switch, 2 x 1-pole, illuminated, no embossing on rocker

924.120	· Housing black, rocker red/red	25 items
---------	---------------------------------	----------

### PVC caps and surrounds

· Retrofit to series 3652 as splash and dust protection



Art. no.	Version	Unit
----------	---------	------

#### Series 22 SPVC caps and surrounds

for 1-pole rocker switch

924.115*	· Frame white, cap clear	50 items
924.116	· Frame black, cap clear	50 items

for 2-pole rocker switch

924.118	· Frame black, cap clear	50 items
---------	--------------------------	----------

### Series 8004 rocker switches

· Snap-in fixing to 19.4 x 13 mm cut-out  
 · Suitable for secondary phase halogen lamp switching  
 · Non-illuminated, marking 0 - I



Art. no.	Version	Unit
----------	---------	------

#### Series 8004 rocker switch 6(2) A / 250 V~, T 85 °C

Off switch, 1-pole

924.127	· Flat socket connections 4.8 mm · Housing black, rocker black	50 items
924.128*	· Screw terminals · Housing black, rocker red	50 items

\* No storage type, purchase in complete packaging units only

Series 8005 rocker switches

- Snap-in fixing to 22 x 30 mm cut-out
- Combined flat socket connections 6.3 mm
- Screw terminals M 3
- Illuminated, marking 0 - I

Art. no.	Version	Unit
<b>Series 8005 rocker switch 16(4) A/250 V~, T 85 °C</b>		
Off switch, 2-pole		
924.129*	· Housing black, rocker red	100 items



Series 8014 rocker switches

Art. no.	Version	Unit
<b>Series 8014 rocker switch 6(2) A/250 V~, T 85 °C</b>		
Off switch, 1-pole		
· Fits diameter 22 mm, fixing thread M 22, Class II		
· Screwed contacts, with plastic hexagonal nut		
· Suitable for secondary phase halogen lamp switching		
924.131*	· Housing white, rocker white	50 items
924.132*	· Housing black, rocker black	50 items



<b>Series 8014 rocker switch 6(2) A/250 V~, T 120 °C</b>		
Off switch, 1-pole		
· Fits hole diameter 19 mm, class II, screwed contacts, with protection against contact		
· Suitable for secondary phase halogen lamp switching		
924.133	· Housing black, rocker black	50 items
924.134	· Housing white, rocker white	50 items



<b>Series 8014 rocker switch 16(4) A/250 V~, T 85 °C</b>		
Off switch, 2-pole		
· Snap-in fixing to 22 x 30 mm cut-out, combined tab terminals 6.3 mm		
· Screw terminals M 3, with water protection cap, illuminated, marking 0 I		
924.136	· Housing red, rocker red	50 items



\* No storage type, purchase in complete packaging units only



### Multi-position pushbutton switches

- Central fixing by M 12 x 1 mm, screwed contacts, bell-shaped nut screws on from above
- Circuit 0-1-1+2-2-0



Art. no.	Version	Unit
----------	---------	------

#### Series 3076 multi-position pushbutton switches 2 A / 250 V ~, T 100 °C

##### Multi-circuit switch, 1-pole

924.140*	· Button white, thread length 8 mm	50 items
924.141*	· Button white, thread length 12 mm	100 items

### Push-button switches

- Central fixing by M 10 x 1 mm, screwed contacts, bell-shaped nut screws on from above



Art. no.	Version	Unit
----------	---------	------

#### Series 8001 pushbutton switch 2(0,7) A / 250 V ~, T 100 °C

##### Off switch, 1-pole

924.142	· Button white, thread length 8 mm	100 items
924.143	· Button black, thread length 8 mm	100 items
924.145*	· Button white, universally usable for 8-15 mm thread · with 2 thread-reducing rings	100 items 100 items

#### Series 8001 pushbutton switch 6(2) A / 250 V ~ AC, T 85 °C

##### Off switch, 1-pole

- Suitable for secondary phase halogen lamp switching

924.144	· Button white, thread length 8 mm	100 items
---------	------------------------------------	-----------

#### Series 3030 pushbutton switch 2(1) A / 250 V ~, T 85 °C

##### Off switch, 1-pole

- Knurled nut screwed on

924.137	· Button white, thread length 11.5 mm	100 items
924.138	· Button black, thread length 11.5 mm	100 items

### Pushbutton

- Without thread, screwed contacts, fixing holes Ø 3.6 mm



Art. no.	Version	Unit
----------	---------	------

#### Series 8001 pushbutton 2 A / 250 V ~ AC

##### Make-contact switch, 2-pole

924.146*	· Button white	50 items
----------	----------------	----------

\* No storage type, purchase in complete packaging units only

Button

- Central fixing by M 10 x 1 mm, screwed contacts, bell-shaped nut screws on from above
- With 2 thread-reducing rings, universal for 8-15 mm threads

Art. no.	Version	Unit
<b>Series 8001 buttons 2(0,7)A/250V~, T 100°C</b>		
Make-contact switch, 1-pole		
924.149*	· Button white, thread length 8-15 mm	100 items



Pull switches

- Screwed contacts

Art. no.	Version	Unit
<b>Series 3716 pull switch 4(1)A/250V~, T 125°C</b>		
Off switch, 1-pole		
924.151	· Housing black · Two-hole fixing · Hole distance 20 mm · Fixing holes Ø 3.4 mm	50 items



<b>Series 3730 pull switch 2(1)A/250V~, T 125°C</b>		
Off switch, 1-pole		
924.152	· Housing black · Single-hole fixing · Fixing holes Ø 3.2 mm	100 items
924.153	· Housing black · Hole distance 22-25 mm · With screwing on latches	100 items



<b>Series 3746 pull switch 2A/250V~, T 125°C</b>		
Off switch, 1-pole		
· Two-hole fixing · Hole distance 22 mm · Fixing holes Ø 3.4 mm		
924.154	· Housing brown-black, course cord guidance located on the face end	50 items
924.155	· Housing brown-black, course cord guidance located on the wide end	50 items
· Hole distance 23 mm · Fixing holes Ø 3.4 mm · With fixing plate		
924.156	· Housing brown-black, course cord guidance located on the face end	50 items



\* No storage type, purchase in complete packaging units only





### Pull switches

- Two-hole fixing, hole spacing 20 mm, hole diameter 3.4 mm
- Screwed contacts



Art. no.	Version	Unit
----------	---------	------

#### Series 8017 pull switch 2A/250V~, T 100°C

Off switch, 2-pole

924.159*	· Housing black	50 items
----------	-----------------	----------

### Multi-circuit pull switch

- Two-hole fixing, hole spacing 22 mm, hole diameter 3.15 mm
- Screwed contacts, switches between 0 - 1 - 1+2 - 2 - 0



Art. no.	Version	Unit
----------	---------	------

#### Series 3776 multi-circuit pull switch 2A/250V~, T 100°C

Multi-circuit switch, 1-pole

924.157		50 items
---------	--	----------

### Pull cord

- 25 cm, with pull cone
- Suitable for switch types 3716, 3730, 3746, 8017, 3776



Art. no.	Version	Unit
----------	---------	------

#### Pull cord

924.158	· White	50 items
---------	---------	----------

### Toggle switches

- Suitable for equipment in safety class II, central fastening M 12 x 0.75 mm, hexagonal and knurled nut screwed on
- Toggle lever and housing made from thermoplastic, contacts silver, terminals silver plated
- Suitable for secondary phase halogen lamp switching



Art. no.	Version	Unit
----------	---------	------

#### Series 8400 rocker switch 6(4)A/250V~, T 85°C

Off switch, 1-pole

924.160	· Solder connection	50 items
924.161	· Plug connection 4.8 mm	50 items

#### Series 8400 rocker switch 6(4)A/250V~, T 85°C

Changeover switch, 1-pole

924.162*	· Solder connection	50 items
924.163*	· Plug connection 4.8 mm	50 items

\* No storage type, purchase in complete packaging units only

Special products



Art. no.	Version	Unit
<b>8600 series pulse starters</b>		
<b>Instant ignition (rapid starter)</b>		
<ul style="list-style-type: none"> <li>· For fluorescent lamps, reduces the costs of maintenance and replacement of fluorescent lamps, protects the environment, 10-year warranty, -30°C to +75°C</li> </ul>		
924.167	· EFS 120/110-250V~, 4-22W	10 items
924.168	· EFS 600/200-260V~, 4-125W	10 items
<b>Overload protection-power strip type 8110</b>		
<b>2-way</b>		
924.164	<ul style="list-style-type: none"> <li>· 230V~, 50Hz/16A</li> <li>· For connecting two devices with high energy consumption (e.g. washing machines and driers)</li> <li>· 1.5 m connector cable with plug</li> <li>· 1 socket outlet with automatic cut-out, power dependent</li> <li>· 1 socket outlet, carry current</li> <li>· Screw-on</li> <li>· Weight 450 g</li> </ul>	1 item



**Note** | This overload-protected power strip solves the problem of running two power-hungry appliances such as a washing machine and a tumble drier from a single supply cable. It prevents fuses being blown and avoids the need for new cables to be installed. The two appliances can be run simultaneously because the power strip cuts out the tumble drier during the water-heating phase of the washing machine. Once the heating stage is completed, the dryer is automatically switched on again. For electronic dryers please consult your user manual.

Art. no.	Version	Unit
<b>Series 8140 power socket Thermo</b>		<b>Dimensions: 59 x 107 x 40 mm</b>
Temperature-controlled socket with 1 x earthed plug max 230V / 16A		
924.174	<ul style="list-style-type: none"> <li>· Built-in battery Ni-MH 2.4V / 40 mA</li> <li>· Integrated thermostat</li> <li>· Adjustable temperature range: 5°C to 30°C, 40°F to 85°F</li> <li>· Operating temperature: -10°C to 70°C</li> <li>· Accuracy: +/- 1°C</li> <li>· LCD display, with coloured operating information</li> <li>· Display of target/actual temperature</li> <li>· Socket with manual switch</li> </ul>	10 items
<b>Dawn switch DS-A type 8812</b>		<b>Dimensions: 34 x 22.5 x 16 mm</b>
230V AC, 50/60Hz, ±10%		
924.171	<ul style="list-style-type: none"> <li>· Maximum load 100V~A at Too=-20°C to 35°C</li> <li>· Load current max. 430 mA</li> <li>· Switch-on wave approx. 5 - 15 Lux</li> <li>· Switch-off wave approx. 30 - 40 Lux</li> <li>· Cast housing</li> </ul>	1 item



Pinfix series 8821

Art. no.	Version	Unit
<b>Pinfix series 8821</b>		
<b>Special solution for difficult flat connector power packs</b>		
<ul style="list-style-type: none"> <li>· For the whole of Europe (except Switzerland)</li> <li>· Pinfix is patented, 1 item on blister cards</li> </ul>		
924.329	· Black	20 cards
924.330	· White	20 cards



\* No storage type, purchase in complete packaging units only

**4-key keypad**

Programmable illuminated buttons for controlling equipment and media.

**10-inch (10") panel**

A mounting frame with a standardised width of 10" = 254 mm, with holes for bolting to 10" racks. Used for events equipment, media and laboratory systems and in data centres. As a rule the panels have a height of 1 height unit (1 U) with a specified height of 1.75" = 44.5 mm.

**19-inch (19") panel**

A mounting frame with a standardised width of 19" = 482.6 mm, with holes for bolting to 19" racks. Frequently used for events equipment, media and laboratory systems and in data centres. As a rule the panels have a height of 1 height unit (1 U) with a specified height of 1.75" = 44.5 mm.

**Audio jack or tip-ring-sleeve (TRS) connector**

Internationally accepted electrical connector for AC or DC in the low-voltage (SELV – safety extra-low voltage) range. Jack plugs, sockets and couplings are used most typically for audio signals or for connecting a small electronic device to a power supply unit. Jack plugs are often used for connecting headphones to audio equipment. Versions available: **3.5 mm (mini audio jack)** for portable devices (MP3 players, Discmans etc.), sound cards and small headphones. **6.35 mm (jack)** for stereo systems and electronic music equipment (mixing desks, effects units, synthesisers, keyboards, electric pianos, electric guitars and guitar amplifiers).

**BNC connectors – Bayonet Neill Concelman**

These are coaxial connectors with a bayonet lock for high frequencies up to approx. 1 GHz, in some cases up to 4 GHz, with a defined wave impedance of 50 or 75 Ω (interchangeable). They are used chiefly in radio and video systems. The BNC design has however also been used for the transmission of weak DC and low-frequency AC signals and impulses in laboratory applications because of the shielding of the outer conductor from electrical interference. The coaxial construction thus provides protection against external electric fields. For this reason, connections to measuring devices such as oscilloscopes, frequency counters and function generators generally use BNC-type cables.

**Bandwidth**

The difference between two frequencies that form the limits of a specific, unbroken frequency range between them.

**Blank**

Function in video output devices of switching to a black still frame.

**CAT**

In data connection technology the following main categories and classes for equipment performance are generally accepted:

Category	Class	MHz	GB
CAT5e	D	100	1
CAT6	E	250	1
CAT6a	E	500	10
CAT7	F	600	10
CAT7a	F	1.000	

The difference between category and class is that the individual components such as cable, socket, connector etc. are graded into categories. The overall performance of the sum of these components, i.e. of the complete data network, is referred to as the class. The class of the network as a whole is thus determined by the weakest component. Example: CAT6 cable and plug are connected to a CAT5e socket, the overall network attains only class D. Additionally, a distinction is made in data connection equipment between shielded and unshielded components. Worldwide, unshielded versions are most commonly used; however, in Germany almost 100% of cabling is shielded. The currently applicable standard for this area of data connection technology is summarised in EN 50173.

**Cinch (RCA)**

For non-standardised connectors for electrical signals, primarily on coaxial cables. Use: Audio white = left analogue channel (sometimes also black); Audio red = right analogue channel; Orange = digital audio; Video yellow = composite video, analogue unmodulated TV picture signal in baseband (VBS or CVBS); Video green = Y (brightness); Video blue = Pb (colour difference); Video red = Pr (colour difference)

**Coaxial ('coax') cable**

Coaxial cable is a special type of cable with concentrically arranged conductors for carrying high-frequency signals, such as in TV systems for analogue CVBS or for digital studio signals (DSC).

**Composite Video**

See **Cinch (RCA)**.

**Control unit**

See **Media control systems**.

**Crossover**

In computer networking, a cross or crossover cable is an eight-wire twisted-pair cable with an RJ45 plug at each end, but where some of the wires have been swapped over in one of the plugs. It is required e.g. where two computers are connected together directly. It is also possible, instead of a crossover cable, to use an uncrossed cable in conjunction with a crossover adaptor to obtain the required crossing of wire pairs. The simplest use of a crossover cable is to link two computers with network cards without necessarily requiring a hub or switch. The two computers thus connected form a complete network on the smallest possible scale. Crossover cables can normally be dispensed with in gigabit Ethernet, since Auto-MDI-X is defined in the standard for this and is supported by most devices. In a crossover cable, the sent data wire is crossed with the received data wire at one end, so that data exchange is possible over a direct connection. If the send and receive wires had not been swapped at one end, no link between the machines would be obtained.

**CVBS**

See **Cinch (RCA)**.

**DVB – Digital Video Broadcasting**

By 2010 all radio and TV channels in Germany are expected to be transmitted via digital video broadcasting (DVB). The transmission paths available are terrestrial frequencies (DVB-T), cable (DVB-C) and satellite (DVB-S). A mobile radio standard (DVB-H) is still at the testing stage. In all cases a special receiver is required to receive the signal.

**DVB-T** allows up to 24 TV channels to be received via a conventional domestic TV antenna. The channels are broadcast without encryption and are free of charge. So far, commercial broadcasters have only engaged in DVB-T in urban areas.

**DVB-C** offers more channels – theoretically up to 500. However, a prerequisite for receiving the signal is a paid-for cable connection. Commercial broadcasters using the digital cable network usually encrypt the signal, which then requires a smart card from the network operator to decode.

**Display port**

A port for conveying image and sound signals (e.g. monitor, DVD player, plasma TV etc.).

**DVI – Digital Video Interface**

A digital interface for video signals. In this system the sound has a separate input. The high-definition (HD) formats however use the new HDMI input. There are three different types of digital video interface: **DVI-A** carries analogue signals only, **DVI-I** is capable of transmitting both analogue and digital signals, and **DVI-D** carries digital signals only. If the new TFT monitor has a DVI-D interface, the old graphics card with analogue VGA output cannot be connected to it.

**EIB**

The European Installation Bus (EIB) is a standard to EN50090 that describes how sensors and actuators should be connected together in a domestic installation. It also defines the communications protocol. The EIB thus controls, for example, lighting and shutters or other shade-providing devices, heating, locking and alarm systems. EIB has subsequently been further developed and been known since 2002 as the KNX standard.

**Ethernet**

A protocol that controls data transfer in local area networks (LANs). This standard was developed by the Californian Xerox corporation in 1976.

**F connectors**

(IEC 60169-24) are coaxial plugs with screw locking designed for high frequencies up to about 5 GHz with a defined wave impedance of 75 Ω. The most commonly used connector in satellite television systems worldwide.

**FireWire**

The FireWire interface is used for rapid data exchange between a computer and multimedia or other peripheral devices. Thanks to its high transfer rate, FireWire can also be used as an alternative to Ethernet (IP over FireWire).

**Full HD TV**

Full HD models offer TV and video images with 1920 x 1080 pixels – currently the highest pixel number in HDTV broadcasts or high-definition feeds. This picture quality represents five times the resolution of conventional TV pictures. Even when observed close up, the viewer cannot see any kind of pixel structure. Video projections profit in particular from full HD resolution. The term is mostly used to describe the ability of an HDTV-capable device to output the highest possible HD resolution.

**Hardware detect**

Automatic detection of incoming signals, e.g. if a laptop is connected to an output device while switched on, the output device automatically recognises this newly-connected device.

**HDMI – High Definition Multimedia Interface**

Interface for picture and sound information in HDTV and HD television systems. It enables fully digital transmission of video and digital sound with up to eight channels. The HDCP digital copy-protection system is built in.

**HDTV – High Definition Television**

HDTV has significantly higher resolution, shows the picture more sharply and with more detail, and is broadcast with an aspect ratio of 16:9 rather than the traditional 4:3. Resolution is up to 1920 x 1080 pixels. To receive HD pictures, a TV set is required that carries the "HD ready" seal.

**Hi-Fi – High Fidelity**

Hi-Fi (high fidelity) is a quality standard for audio playback equipment.

**Hosiden**

See **S-Video**.

**Impedance**

Impedance, sometimes also known as AC resistance, states the ratio of electrical voltage across a consumer (component, cable etc.) to the current drawn. Impedance is important when matching high-frequency cables and also in the transmission of electromagnetic waves in free space. If for example the input impedance of a device does not match that of the incoming cable, reflections occur that reduce the energy transmitted and that can cause resonance effects and thus a non-linear frequency response.

**ISDN – Integrated Services Digital Network**

International standard for a digital telephone network. Allows multiple channels to transmit simultaneously. A basic ISDN connection offers the user two independently available channels for telephone or internet. Bandwidth is 64 kb/s.

**Keystone**

Universal dimensions (19.3 x 14.7 mm) for cutouts for mounting components.

**KNX**

KNX technology resulted from the confluence of three European bus standards, the European Installation Bus (EIB), the European Home Systems Protocol (EHS) and Batibus (used in heating/ventilation/climate control) to create a unified technological platform for all areas of home and building systems in the form of an international industry standard. KNX allows central control of practically all components of home and building systems technology, from lighting through heating to alarm systems, and offers advantages of convenience, security and economy for functional buildings as well as in residential settings. The KNX specification was presented by the then newly founded KNX Association in spring 2002. Based on the EIB standard, with which the new technology platform remains fully compatible, KNX emerged from expansions using new configuration mechanisms and transfer media that had originally been developed for Batibus and EHS. By 2003 KNX was ratified by CENELEC, the Brussels-based European committee for electrical standards, as European Standard EN 50090. Shortly afterwards it was ratified by the CEN standards institute under EN 13221-1 as the European standard for the automation of buildings.

**LAN – Local Area Network**

Computer network that links various computers and peripheral devices via cables or wireless over a restricted physical area.

**Loudspeaker connections**

Stereo (red + white) screw terminals for audio signals.

**LC**

This connector is similar to the SC but smaller.

**Media control**

Control of video, power, lighting and audio systems in a building. Sound, light and video are controlled by appropriate commands. Media control allows all the devices to be used in a presentation to be linked and controlled in the desired time sequence.

**Mini audio jack**

A 3.5 mm jack socket for audio signals (e.g. from laptop or PC to loudspeakers).

**Mini USB**

A compact plug or socket version of the USB standard. This version was developed for devices with restricted space such as mobile telephones and digital cameras.

**MTRJ**

An optical connector that accepts two fibres; the junctions are embedded in a common plastic block in the shape of an RJ45 connector. This design also prevents any confusion of the outward and return line and is easy to insert and to remove. This connector is suitable for single-mode and multi-mode fibres.

**MUTE**

Switching of audio devices to silence.

**OWG – Optical waveguides**

Cables made up of, or including, optical fibre conductors with connectors for transmitting optical signals in the visible, ultraviolet or infrared ranges. Fibre-optic cables form a reasonably pliable medium for transmitting optical signals or even higher-powered optical radiation.

**Overvoltage protection with filter**

Overvoltage protection – conforms to DIN VDE 0620-1:-2002-01, EN 61643-11:08-2007, type 3, discharge current 6.5 kA, response time < 25 nS. Suitable for 16 A (miniature fuse on request) with varistors, temperature fuse, gas discharge arrester, visual LED function and failure indicator (acoustic signalling also available on request). Mains and frequency filters – conforming to VDE 0565-3:05-2006 for voltage peaks up to 30 MHz, damping diagram on data sheet.

**PAL – Phase Alternating Line**

The conventional television standard in Europe for analogue TV signals with a resolution of 720 x 576 pixels.

**Potential-free contact**

Used for communicating a status between electrical devices. Contact is normally established via a relay or optical coupler. This ensures that the electric circuits of the respective devices remain galvanically isolated from one another. This solution is the simplest and safest method for e.g. transmitting digital data electrically.

**PowerCON**

A type of 3-pole power connector with coding and interlocking, most frequently used for stage equipment. The interlock mechanism protects against the plug being accidentally pulled out of its socket.

**PS/2 interface (PS/2 connection, PS/2 port, originally 'auxiliary port').** Commonly used 6-pin serial interface for input devices (e.g. mouse and keyboard) on personal computers.

**Pushbutton**

Illuminated blue, various types, e.g. in desk control panels for controlling equipment. Rocker buttons are used for up/down control of external devices, e.g. screen, blinds etc.

**Pushbutton: automatic switchoff**

Power strips that feature an automatic switchoff device are used to automatically switch off the power to the connected equipment. Pressing the button subsequently restores power to the connected equipment.

**Pushbutton: stainless steel**

For connection by the user to control equipment and media.

**RCA**

See **Cinch (RCA)**.

**RGB signal**

In a RGB signal the colours red, green and blue are each transmitted and/or stored in their own channel. RGB signals are used for video transmission e.g. on computers with a VGA interface or in video systems with SCART connections.

**RJ (registered jack) connectors**

These are standardised connectors for telecommunications cables. The standards describe the physical form of plugs and sockets and their contact configurations, and are designated by the letters RJ and a number (e.g. RJ-45), with or without the hyphen. Examples: RJ126P6C/RJ458P8C

**RJ12**

see **RJ (registered jack) connectors**.

**Router**

A device that forwards data packets through various networks. The router serves to calculate the connections between, for example, two local networks (LANs) and automatically establishes the optimum path for the data packets.

**RS-232**

Serial interface standard with 25-pole or 9-pole connector for serial data transmission. Also known as V.24. Both one-to-one pinouts and crossover configurations are commonly used.

**SC**

An optical connector used in new LAN installations. The right-angled design can be used for multi-mode and single-mode (monomode) glass fibres. Average insertion loss is about 0.2 dB, maximum approx. 0.4 dB. The advantage of SC over the ST connector is the push-pull design – i.e. the plug locks in automatically when inserted and is released when pulled out. This allows the use of duplex connectors (two connectors linked by a duplex clip) and duplex connections can be inserted or removed simultaneously.

**Speakon**

A connector designed for loudspeakers, offering a robust construction, a 20 A contact current capacity and secure interlocking. Speakon connectors are available in two-pole, four-pole and eight-pole versions; the 2-pole and 4-pole types are mutually compatible. The eight-pole version has a larger physical size. The number of contacts available in a single connector makes it possible to connect multi-channel passive systems, satellite subwoofer systems or multi-channel monitor loudspeaker constellations via a single cable.

**ST**

This connector (also known as a BFOC connector) is common in LANs and is suitable for single-mode and multi-mode optical fibre cables. Average insertion loss is about 0.3 dB, maximum approx. 0.5 dB.

**S-Video/Super Video system**

S-Video, also known as the Y/C process, designates a special analogue video signal process in which the 'luminance' (brightness) information is transmitted and processed separately from the 'chrominance' (colour information). An example application of S-Video is in VHS video recorders.

**S-VHS – Super Video Home System**

An improved, downward-compatible VHS standard for home video-band recording that offers better picture resolution and greater colour accuracy. Horizontal image resolution is some 2/3 better than in VHS. S-VHS is a standard, not a connector. The S-VHS standard signal may however be transmitted via the S-Video (Hosiden) connector.

**Switch**

A network component for linking multiple computers or network segments within a local area network (LAN). Switches analyse network traffic and make logical decisions.

**TOSLINK**

A standardised optical waveguide connection system for optical signals in the range up to about 20 Mbps. Used to carry digital audio signals between audio devices.

**TrueHD**

Audio standard for high-resolution media such as Blu-ray and HD DVD. TrueHD allows 100% loss-free compression of audio data. The codec allows a data rate of up to 18 Mbps.

**USB – Universal Serial Bus**

USB is used to connect a variety of devices together by cable. USB is a bit-serial bus on which the individual bits of a data packet are transmitted one after another. Devices with USB can be connected to one another while operating, since the newly connected devices are automatically detected. USB is used to connect, for example, printers, digital cameras, MP3 players and hard disks to a computer.

**VBS**

See **Cinch (RCA)**.

**VGA / audio switch**


Switches between multiple input sources (e.g. several laptops) as required and forwards the signal to output media devices (e.g. projector, monitor, loudspeaker).

**VGA – Video Graphics Array**

refers to a computer graphics standard (EISA, 1987) that defines specific combinations of image resolution and number of colours (colour bit depth) as well as repeat frequency. VGA allows a resolution of 640 x 480 pixels, while VGA cables allow a higher resolution. The 15-pole VGA socket is used to transmit image signals (e.g. from laptop or PC monitor to a projector, VGA switch box etc.)

**XLR**

Industry standard for electrical plug connections. Used in professional public-address and recording studio systems. 3-pole XLR connectors are used for analogue microphone and loudspeaker signals and for digital AES/EBU signals. 5-pole connectors are used for DMX digital lighting control data.

**M type with earthing contact 35° / 90°** **Earthing contact**

Earthing contact socket insert, 16 A/250 V~ max. 3600 W

- Conforms to DIN VDE 0620-1 Design DIN 49 440
- Colours: black, red, white, grey
- Set at 35°
- Module width 42.5 mm
- For use in: Germany, Austria, Netherlands, Italy (partial), Spain, Portugal, Sweden, Norway, Finland, Slovenia, Romania, Hungary, Afghanistan, Andorra, Vatican City, San Marino, Estonia, South Korea, Indonesia, Iceland, Chile, Bulgaria

**M-UTE 35° / 90°** **France**

Earthing contact socket insert UTE / France, 16 A/250 V~ max. 3600 W

- Conforms to NF C 61-314
- Child-proof
- Colours: black, red, white, grey
- Set at 35°
- Module width 42.5 mm
- For use in: France, Belgium, Poland, Monaco, Slovakia, Czech Republic

**M-UTE for IT red** **France**

Earthing contact socket insert, UTE / France, for IT, red, 16 A/250 V~ max. 3600 W

- Conforms to NF C 61-314
- Child-proof and with additional plug-in fuse
- Colour: red
- Set at 35°
- Module width 42.5 mm
- For use in: France, Belgium, Poland, Monaco, Slovakia, Czech Republic

**M-CH 0° / 90°** **Switzerland**

Earthing contact socket insert, Switzerland CH, 10 A/250 V~ max. 2500 W

- Conforms to SEV 1011:98
- Colours: black, red
- Set at 0°
- Module width 35 mm
- For use in: Switzerland, Liechtenstein

**M-USA 0°** **USA**

Earthing contact socket insert, USA, 15 A/115 V~ max.

- Conforms to UL
- Colour: black
- Set at 0°
- Module width 32 mm
- For use in: USA, Canada, Mexico, South America (some regions)

**M-UK FUSE 45°** **UK**

Earthing contact socket insert, UK, individually fused 3.15 A/240 V~ or 5 A/240 V~

- Conforms to BS 5733:1995
- Individually fused, either 3,15 A or 5 A
- Child-proof
- Colour: black
- Set at 45°
- For use in: UK as per standard for office furniture

**M-UK 90°** **UK**


Earthing contact socket insert, UK, 13 A/240 V~

- Conforms to BS 1363
- Child-proof
- Colour: black
- Set at 90°
- Module width 54 mm
- For use in: UK, Ireland, Singapore, Malaysia, Cyprus, Malta, Hong Kong, Dubai

**M-IT 35°** Italy 

Earthing contact socket combination/Italy 10A/230V or 16A/230V~

- Child-proof
- Colour: black
- Set at 35°
- Module width 45 mm
- For use in: Italy, South Tyrol, South America (some regions)


**M-AUS 90°** Australia 

Socket outlet combination, Australia, 10A/250V

- Conforms to AS/NZS 3112
- Colour: black
- Set at 90°
- Module width 45 mm
- For use in: Australia, New Zealand, Argentina


**M-CN 90°** China 


Earthing contact socket insert, China, 10A/250V

- Conforms to CCC
- Colour: black
- Set at 90°
- Module width 42.5 mm
- Can be used in China


**M-DK 35°** Denmark 

Earthing contact socket insert, Denmark, domestic, 10A/250V~

- Conforms to DS/IEC 60884-1:2004
- Colour: black
- Set at 35°
- Module width 42.5 mm
- For use in: Denmark


**M-DK EDV 35°** Denmark 

Earthing contact socket insert, Denmark, for IT, 10A/250V~

- Conforms to DS/IEC 60884-1:2004
- Colour: black
- Set at 35°
- Module width 42.5 mm
- For use in: Denmark


**M-IEC 10A**

Earthing contact socket insert, non-heating appliance socket, 10A/250V~

- Conforms to IEC 320
- Colour: black
- Set at 90°
- Module width 42.5 mm
- Can be used internationally


**M-IEC 16A**

Earthing contact socket insert, non-heating appliance socket, 16A/250V~

- Conforms to IEC 320
- Colour: black
- Set at 90°
- Module width 42.5 mm
- Can be used internationally


**M-GST18i3**

Earthing contact socket insert GST18i3 16A/250V~

- Conforms to DIN VDE 0628
- Colours: black, red, white, pebble grey
- Set at 90°
- Module width 42.5 mm
- Can be used internationally





3-pole plug systems with earthing contact

Suitable for all European countries except parts of Switzerland, Italy and UK.



**Right angle plug with earthing contact Type 30**  
With dual earthing contact system



- Suitable for (e.g.):
- H03VV-F 3G 0.75 mm<sup>2</sup>
  - H05VV-F 3G 0.75 mm<sup>2</sup>
  - H05VV-F 3G 1.00 mm<sup>2</sup>
  - H05VV-F 3G 1.50 mm<sup>2</sup>
  - H07BQ-F 3G 1.50 mm<sup>2</sup>
  - H05BQ-F 3G 0.75 mm<sup>2</sup>



**Central plug with earthing contact Type 31**  
With dual earthing contact system



- Suitable for (e.g.):
- H03VV-F 3G 0.75 mm<sup>2</sup>
  - H05VV-F 3G 1.00 mm<sup>2</sup>
  - H05VV-F 3G 1.50 mm<sup>2</sup>
  - 05RV4-F 3G 0.75 mm<sup>2</sup>
  - H03V4V4-H 3G 1.00 mm<sup>2</sup>
  - H03RT-H 3G 0.75 mm<sup>2</sup>



**Central plug with earthing contact Type 32**  
With dual earthing contact system, splashwater protection



- Suitable for (e.g.):
- H05VV-F 3G 1.50 mm<sup>2</sup>
  - H05RR-F 3G 0.75 mm<sup>2</sup>
  - H05RR-F 3G 1.50 mm<sup>2</sup>
  - H07RN-F 3G 1.00 mm<sup>2</sup>
  - H07RN-F 3G 1.50 mm<sup>2</sup>
  - H07BQ-F 3G 1.50 mm<sup>2</sup>
  - H07RN-F 3G 2.50 mm<sup>2</sup>



**Earthing contact coupling Type 34**



- Suitable for (e.g.):
- H05VV-F 3G 1.00 mm<sup>2</sup>
  - H05VV-F 3G 1.50 mm<sup>2</sup>
  - H05VV-F 3G 2.50 mm<sup>2</sup>
  - H07RN-F 3G 1.00 mm<sup>2</sup>
  - H07RN-F 3G 1.50 mm<sup>2</sup>

Swiss plugs and couplings

Version tested by SEV.




**Swiss plug Type 11, 10A**  
2-pole



- Suitable for (e.g.):
- H03VH2-F 2 x 0.75 mm<sup>2</sup>
  - H05VH2-F 2 x 1.0 mm<sup>2</sup>
  - H05VV-F 2 x 1.00 mm<sup>2</sup>



**Swiss plug Type 12, 10A**  
3-pole



- Suitable for (e.g.):
- H05VV-F 3G 1.00 mm<sup>2</sup>
  - H05VV-F 3G 1.50 mm<sup>2</sup>




**Swiss coupling Type 11 D**  
2-pole



- Suitable for (e.g.):
- H03VH2-F 2 x 0.75 mm<sup>2</sup>
  - H03VV-F 2 x 0.75 mm<sup>2</sup>
  - H05VV-F 2 x 1.00 mm<sup>2</sup>




**Swiss plug Type 23, 10A/16A**  
3-pole



- Suitable for (e.g.):
- H05VV-F 3G 1.00 mm<sup>2</sup>
  - H05VV-F 3G 1.50 mm<sup>2</sup>




International plugs



**Plug with protection class 0 Type 44** 

2-pole

Suitable for (e.g.):

- H03VV-F 2 x 0.75 mm<sup>2</sup>
- H05VV-F 2 x 0.75 mm<sup>2</sup>
- H05VV-F 2 x 1.00 mm<sup>2</sup>
- H05VV-F 2 x 1.50 mm<sup>2</sup>






**UK plug Type 45-2, 13A**  

2-pole, moulded, with 13 A fuse fitted

Suitable for (e.g.):

- H03VWH2-2 x 0.75 mm<sup>2</sup>
- H05VWH2-2 x 0.75 mm<sup>2</sup>
- H03VV-F 2 x 0.75 mm<sup>2</sup>
- H05VV-F 2 x 0.75 mm<sup>2</sup>
- H05VV-F 2 x 1.00 mm<sup>2</sup>






**UK plug Type 45, 13A**  

3-pole, moulded, with 13 A fuse fitted

Suitable for (e.g.):


- H03VV-F 3G 0.75 mm<sup>2</sup>
- H05VV-F 3G 0.75 mm<sup>2</sup>
- H05VV-F 3G 1.00 mm<sup>2</sup>
- H05VV-F 3G 1.50 mm<sup>2</sup>





**USA plug UL / CSA Type 46-2**  

2-pole


Cable types to suit your requirements.





**USA plug -UL / CSA Type 46**  

3-pole

Cable types to suit your requirements.






**Italy plug Type 49, 10 A**  

3-pole

Suitable for (e.g.):

- H05VV-F 3G 0.75 mm<sup>2</sup>
- H05VV-F 3G 1.00 mm<sup>2</sup>






**Italy plug Type 50, 16 A**  

3-pole

Suitable for (e.g.):

- H05VV-F 3G 1.50 mm<sup>2</sup>






**Denmark plug Type 47, 10 A**  

3-pole

Suitable for (e.g.):

- H05VV-F 3G 0.75 mm<sup>2</sup>
- H05VV-F 3G 1.00 mm<sup>2</sup>
- H05VV-F 3G 1.50 mm<sup>2</sup>






**Denmark right angle plug Type 47 W, 10 A**  

3-pole

Suitable for (e.g.):

- H05VV-F 3G 0.75 mm<sup>2</sup>
- H05VV-F 3G 1.00 mm<sup>2</sup>
- H05VV-F 3G 1.50 mm<sup>2</sup>






**Denmark IT plug Type 48, 10 A**  

3-pole

Suitable for (e.g.):

- H05VV-F 3G 0.75 mm<sup>2</sup>
- H05VV-F 3G 1.00 mm<sup>2</sup>
- H05VV-F 3G 1.50 mm<sup>2</sup>




**Denmark right angle plug Type 48 W, 10 A**  

3-pole


Suitable for (e.g.):

- H05VV-F 3G 0.75 mm<sup>2</sup>
- H05VV-F 3G 1.00 mm<sup>2</sup>
- H05VV-F 3G 1.50 mm<sup>2</sup>



## 2-pole plug systems without earthing contact

Suitable for all European countries except parts of Switzerland, Italy and UK.



**Euro flat plug** **Type 20 F**

Suitable for (e.g.):

- H03VWH2-F 2 x 0.75 mm<sup>2</sup>
- H05VWH2-F 2 x 0.75 mm<sup>2</sup>



**Euro flat plug** **Type 20**

Suitable for (e.g.):

- H03VWH2-F 2 x 0.75 mm<sup>2</sup>
- H05VWH2-F 2 x 0.75 mm<sup>2</sup>
- H03VV-F 2 x 0.75 mm<sup>2</sup>
- H05VV-F 2 x 0.75 mm<sup>2</sup>



**Contour plug** **Type 24 G**

Suitable for (e.g.):

- H05RN-F 2 x 1.00 mm<sup>2</sup>
- H07RN-F 2 x 1.00 mm<sup>2</sup>
- H07RN-F 2 x 1.50 mm<sup>2</sup>
- H05BQ-F 2 x 1.00 mm<sup>2</sup>
- H07BQ-F 2 x 1.50 mm<sup>2</sup>



**Contour plug** **Type 24 K**

Suitable for (e.g.):

- H05VV-F 2 x 0.75 mm<sup>2</sup>
- H05VV-F 2 x 1.00 mm<sup>2</sup>



**Contour plug** **Type 24 S**

**Splashwater protected, impact resistant**

Suitable for (e.g.):

- H07RN-F 2 x 1.00 mm<sup>2</sup>
- H07RN-F 2 x 1.50 mm<sup>2</sup>
- H05BQ-F 2 x 1.0 mm<sup>2</sup>
- H05BQ-F 2 x 1.5 mm<sup>2</sup>

## IEC appliance connectors

<b>Non-heating appliance plug, central Type 35 S</b> 2-pole, 70 °C		<b>Non-heating appliance plug, central Type 35 S</b> 3-pole, 70 °C	
Suitable for (e.g.): · H05VV-F 2 x 0.75 mm <sup>2</sup> · H05VV-F 2 x 1.00 mm <sup>2</sup>		Suitable for (e.g.): · H05VV-F 3G 0.75 mm <sup>2</sup> · H05VV-F 3G 1.00 mm <sup>2</sup>	
<b>Non-heating appliance socket outlet, central Type 35-2</b> 2-pole, 70 °C		<b>Non-heating appliance socket outlet, central Type 35</b> 3-pole, 70 °C	
Suitable for (e.g.): · H05VV-F 2 x 0.75 mm <sup>2</sup> · H05VV-F 2 x 1.00 mm <sup>2</sup>		Suitable for (e.g.): · H05VV-F 3G 0.75 mm <sup>2</sup> · H05VV-F 3G 1.00 mm <sup>2</sup>	
<b>Side-entry non-heating appliance socket Type 35-2 W</b> 2-pole, right, left, 70 °C		<b>Side-entry non-heating appliance socket Type 35 W</b> 3-pole, right, left, 70 °C	
Suitable for (e.g.): · H05VV-F 2 x 0.75 mm <sup>2</sup> · H05VV-F 2 x 1.00 mm <sup>2</sup>		Suitable for (e.g.): · H05VV-F 3G 0.75 mm <sup>2</sup> · H05VV-F 3G 1.00 mm <sup>2</sup>	
<b>Socket outlet for small appliances Type 25 D</b> 120 °C, mounted		<b>High-temperature appliance socket Type 37</b> 155 °C, mounted	
Suitable for (e.g.): · H03WH2-F 2 x 0.75 mm <sup>2</sup>		Cable types to suit your requirements.	

Art no	Page	Art no	Page	Art no	Page	Art no	Page	Art no	Page
110.0160	297	246.175	253	305.175	249	329.3030	207	331.000	221
110.3118	297	246.176	253	305.176	249	329.3031	207	331.006	221
116.270	246	246.185	253	305.184	249	329.3032	207	331.007	221
116.271	246	246.186	253	305.185	249	329.3033	207	331.010	221
116.272	246	246.375	253	305.274	249	329.3034	207	331.011	221
116.280	246	246.376	253	305.275	249	329.3035	207	331.012	221
118.270	246	248.174	253	305.276	249	329.3036	207	331.013	221
119.270	246	248.175	253	305.284	249	329.3037	207	331.014	221
119.271	246	248.176	253	305.285	249	329.3102	199	331.0202	188
119.272	246	248.185	253	305.974	249	329.3104	199	331.032	222
119.274	246	248.186	253	305.975	249	329.3105	199	331.035	222
119.280	246	249.875	253	311.273	250	329.600	201	331.040	222
119.281	246	249.876	253	312.174	250	329.601	201	331.071	221
130.080	255	251.173	250	312.175	250	329.602	201	331.072	221
130.081	255	251.183	250	312.275	250	329.604	201	331.074	222
130.2300	299	290.0608	299	313.175	250	329.605	201	331.154	222
130.2400	297	300.000	155	313.185	250	329.606	201	332.071	222
130.2402	299	300.000	191	317.000	32	329.615	201	333.000	188
131.080	255	300.000	231	317.001	32	329.616	201	333.001	188
131.081	255	300.001	155	317.006	32	329.617	201	333.002	188
132.080	255	300.001	191	317.100	33	329.618	201	333.004	188
132.081	255	300.001	231	317.101	33	329.700	202	333.005	188
133.080	255	300.002	155	317.102	33	329.701	202	333.0122	180
133.081	255	300.002	191	317.117	32	329.702	202	333.0422	197
150.0203	298	300.002	231	317.173	306	329.703	202	333.071	222
150.0205	298	300.003	155	320.175	254	329.704	202	333.1007	26
150.0207	298	300.003	191	320.176	254	329.705	202	333.1008	26
150.0209	298	300.003	231	320.185	254	329.800	203	333.400	179
150.0211	298	300.004	155	320.186	254	329.801	203	333.401	179
150.0212	298	300.004	191	321.174	254	329.802	203	333.402	179
150.070	255	300.004	231	321.175	254	329.9001	205	333.403	179
150.072	255	300.005	155	321.176	254	329.9002	205	333.404	179
151.070	255	300.005	191	322.174	254	329.9003	205	333.405	179
151.072	255	300.005	231	322.175	254	329.9007	205	333.406	179
190.270	246	300.006	191	322.176	254	329.9008	205	333.4061	183
190.270	307	300.006	232	322.184	254	329.9009	205	333.4063	183
190.271	246	300.007	191	322.185	254	329.9010	205	333.4065	183
190.271	307	300.007	232	322.186	254	329.9011	205	333.4066	183
190.273	308	300.011	191	323.185	254	329.9012	205	333.407	181
202.174	247	300.011	231	323.186	254	329.9013	205	333.408	180
202.175	247	300.012	191	327.875	254	329.9014	205	333.410	180
202.184	247	300.012	231	327.876	254	329.9015	205	333.411	180
202.185	247	300.030	232	328.875	254	329.9016	205	333.412	180
202.274	247	301.174	249	328.876	254	330.070	221	333.413	180
202.275	247	301.175	249	329.174	254	330.071	221	333.416	179
202.284	247	301.274	249	329.213	197	330.072	221	333.417	180
202.285	247	301.275	249	329.214	197	330.073	221	333.418	183
211.174	247	301.974	249	329.215	197	330.100	227	333.419	183
211.274	247	302.174	248	329.3001	200	330.100F	229	333.505	179
233.184	261	302.274	248	329.3003	200	330.101	227	333.506	179
233.185	261	304.174	249	329.3004	200	330.101F	229	333.534	179
233.186	261	304.175	249	329.3005	200	330.102	227	333.535	179
233.284	261	304.176	249	329.3007	200	330.103	227	333.536	179
233.285	261	304.184	249	329.3008	200	330.104	227	333.537	179
233.286	261	304.185	249	329.3009	199	330.104F	229	333.538	180
240.187	248	304.274	249	329.3010	199	330.105	227	333.539	179
240.189	248	304.275	249	329.3011	199	330.106	227	333.540	180
241.175	248	304.276	249	329.3012	199	330.107	227	333.600	189
241.275	248	304.284	249	329.3013	199	330.140	228	333.601	189
244.875	253	304.285	249	329.3014	199	330.142	228	333.602	189
244.876	253	304.974	249	329.3016	200	330.153	228	333.604	189
246.174	253	305.174	249	329.3017	200	330.300	228	333.605	189

Art no	Page
333.616	179
333.804	182
333.805	182
333.808	197
333.810	197
333.815	179
333.819	183
333.830	179
333.838	183
333.840	183
333.862	197
333.864	197
334.001	225
334.003	225
334.006	225
335.002	224
335.007	224
335.009	224
335.050	242
335.051	242
335.055	243
336.003	64
336.004	64
336.004	153
336.006	64
336.014	64
336.015	64
336.015	153
336.039	63
336.046	63
336.065	64
336.067	63
336.072	63
336.076	63
336.079	63
336.088	63
336.600	63
336.600	119
336.600	152
336.601	63
336.601	152
336.603	63
336.604	63
336.604	152
336.606	63
336.626	63
338.0080	29
338.0081	29
338.0200	15
338.0201	15
338.0203	24
338.0204	24
338.0205	24
338.0206	24
338.0210	15
338.0212	15
338.0214	24
338.0219	15
338.0221	15
338.0227	24
338.0230	15
338.0231	15

Art no	Page
339.1000	50
339.1001	50
339.1001	157
339.1002	50
339.1004	50
339.1005	50
339.1006	50
339.106F	229
341.184	261
341.185	261
341.186	261
341.189	261
341.200S	260
341.201S	260
341.202S	260
341.203S	260
341.281	261
341.284	261
341.285	261
341.286	261
341.287	261
341.288	261
341.289	261
341.870	260
341.879	260
341.880	290
343.170	263
343.171	263
343.172	263
343.173	263
343.174	263
343.175	263
343.176	263
343.177	263
343.179	263
343.191	263
343.192	263
343.370	262
343.371	262
343.372	262
343.373	262
344.170	265
344.171	265
344.172	265
344.174	265
344.175	265
345.170	264
345.171	264
345.172	264
346.170	264
346.171	264
346.172	264
347.170	265
347.171	265
347.172	265
348.171	264
348.172	264
349.005	276
349.006	275
349.007	275
349.008	274
349.009	274

Art no	Page
349.010	274
349.011	274
349.012	275
349.013	277
349.017	273
349.018	273
349.019	273
349.020	273
349.027	275
349.028	275
349.029	275
349.033	275
349.035	275
349.183	275
349.184	273
349.185	273
349.203	307
349.300	276
349.301	276
349.302	276
349.303	276
349.304	276
349.310	277
349.311	277
351.174	251
351.184	251
351.974	251
351.984	251
352.174	251
352.175	251
353.175	251
353.185	251
353.975	251
353.985	251
356.119	209
356.120	209
356.174	252
356.175	252
356.974	251
356.975	251
361.174	252
361.184	252
372.174	252
372.184	252
373.174	252
375.000	135
375.000	159
375.003	135
375.003	159
375.004	136
375.005	135
375.005	159
375.007	135
375.007	159
375.016	135
375.017	135
375.018	135
375.038	135
375.038	159
375.039	135
375.039	159
375.040	136

Art no	Page
375.044	135
375.045	135
375.046	135
375.050	135
375.050	159
375.053	135
375.053	159
375.055	135
375.055	159
375.064	136
375.068	135
375.069	135
375.070	135
375.071	136
375.072	136
375.073	136
375.075	135
375.075	159
375.076	136
375.079	136
375.080	135
375.082	135
375.083	135
375.097	159
375.098	159
375.101	136
375.101	159
375.102	136
375.102	159
375.105	136
375.105	159
375.106	136
375.106	159
375.115	135
375.115	159
375.116	135
375.116	159
375.117	135
375.117	159
375.127	135
375.128	135
375.129	135
375.270	235
375.500	136
375.500	159
375.501	136
375.502	65
375.503	136
375.504	137
375.505	137
375.506	137
375.507	137
375.514	137
375.515	136
375.516	136
375.517	137
375.518	136
375.519	137
375.520	137
375.521	137
375.523	137

Art no	Page
375.524	137
375.529	65
380.270	241
380.271	241
381.109	273
381.109	303
381.121K	236
381.130K	236
381.141S	240
381.144S	240
381.146K	236
381.147K	236
381.148K	236
381.149K	236
381.150K	236
381.151K	236
381.152K	236
381.221K	236
381.230K	236
381.241S	240
381.244S	240
381.246K	236
381.247K	236
381.248K	236
381.249K	236
381.2501K	236
381.2507K	237
381.250F	237
381.250K	236
381.2512K	237
381.251K	236
381.252K	236
381.340S	240
381.343S	240
381.450K	236
382.204	241
382.205	241
384.272S	240
384.371S	240
385.170	235
387.170	235
387.171	235
387.172	235
387.270	235
387.270S	240
387.271	235
387.271S	240
387.272	235
388.170	235
388.171	235
388.172	235
388.270	235
388.270F	237
388.271	235
388.271F	237
388.272	235
388.371	235
388.471	235
392.180	268
392.181	268
392.182	269
392.183	269

Art no	Page	Art no	Page	Art no	Page	Art no	Page	Art no	Page
392.187	272	509.012	148	720.026	283	852.104	292	902.232	58
393.002	272	509.013	151	720.027	283	852.9821	291	902.300	57
393.006	272	509.014	151	720.028	283	900.002	300	902.301	59
393.011	272	509.015	156	720.029	283	900.003	300	902.302	59
394.170	245	624.871	259	720.030	283	900.004	300	902.400	57
394.171	245	641.170	286	720.031	283	900.005	300	902.401	58
394.172	245	641.170	308	722.009	286	900.010	300	902.402	58
394.175	245	641.171	286	730.004	285	900.011	300	902.403	57
394.179	265	641.171	308	730.005	308	900.012	300	902.404	57
394.180	245	654.180	257	730.008	308	900.013	300	902.4048	57
394.181	281	654.181	257	740.000	310	900.1077	293	902.405	58
394.182	245	654.182	257	740.001	310	900.180	271	902.406	57
394.183	280	654.280	257	740.002	309	900.181	271	902.407	57
394.184	280	654.281	257	740.003	309	900.187	271	902.408	57
394.187	280	654.282	257	740.004	309	902.000	48	902.409	58
394.188	279	654.283	259	740.005	310	902.001	48	902.411	57
394.189	279	654.284	259	740.006	310	902.002	48	902.428	58
394.190	279	663.170	259	740.010	310	902.003	49	902.429	59
394.191	279	663.171	259	740.011	310	902.004	48	902.430	59
394.195	285	663.270	259	740.012	310	902.0048	48	902.431	58
394.200	279	663.271	259	740.015	309	902.0049	48	902.432	58
395.180	268	665.870	259	740.017	309	902.005	48	902.500	57
395.181	268	665.871	259	755.000	187	902.0050	48	902.501	59
396.181	268	672.180	260	755.001	187	902.006	48	902.502	59
396.182	269	672.181	260	755.002	187	902.007	49	903.000	75
396.183	269	672.281	260	755.003	187	902.008	48	903.001	75
396.184	270	681.880	258	755.004	187	902.009	48	903.100	106
396.187	269	681.881	258	770.000	160	902.010	48	903.101	106
397.003	268	681.882	258	770.001	160	902.011	48	903.102	107
398.180	269	682.280	260	770.002	161	902.012	49	903.103	114
398.181	269	682.880	258	800.0050	209	902.0161	49	903.104	108
398.182	269	682.881	258	800.0051	209	902.017	48	903.105	113
398.183	268	682.882	258	800.0052	209	902.017	49	903.106	113
398.186	269	683.880	258	800.0053	208	902.017	157	903.107	119
398.200	271	683.881	258	800.0100	185	902.018	48	903.107	133
398.200	290	683.882	258	800.0101	185	902.018	49	903.108	119
399.000	267	684.880	258	800.0102	185	902.018	157	903.108	133
399.003	267	684.881	258	800.0103	185	902.0182	49	903.109	119
399.004	267	684.882	258	800.0104	185	902.0183	49	903.109	133
399.005	267	685.880	258	800.0105	185	902.0184	49	903.110	119
399.006	267	685.881	258	800.0106	185	902.0185	49	903.110	133
399.007	267	685.882	258	800.0107	185	902.019	49	903.111	118
399.009	267	692.180	257	800.0108	185	902.024	48	903.112	118
399.010	267	692.181	257	800.0109	185	902.039	48	903.113	118
399.012	267	692.182	257	800.0110	185	902.200	57	903.114	113
399.180	270	692.280	257	800.0111	185	902.201	58	903.2000	101
399.181	270	692.281	257	800.0112	185	902.202	58	903.2001	101
399.182	270	692.282	257	800.0113	185	902.203	57	903.3000	101
399.186	270	693.180	258	800.0114	185	902.204	57	903.3001	101
399.189	271	693.181	258	800.0119	185	902.2048	57	903.400	102
509.000	156	693.182	258	800.0120	181	902.205	58	903.500	102
509.001	146	693.280	258	800.1258	182	902.206	57	903.600	102
509.002	146	693.281	258	800.1259	182	902.207	57	904.000	42
509.003	146	693.282	258	800.1260	182	902.208	57	904.0001	42
509.004	147	693.283	259	800.1261	182	902.209	58	904.001	42
509.005	147	720.000	281	800.1262	182	902.211	57	904.002	42
509.006	149	720.006	280	800.1263	182	902.213	57	904.003	42
509.007	149	720.013	286	800.1264	182	902.214	57	904.004	42
509.008	149	720.020	285	800.1265	182	902.228	58	904.005	42
509.009	148	720.021	285	852.101	292	902.229	59	904.006	42
509.010	150	720.022	285	852.102	292	902.230	59	904.007	42
509.011	150	720.025	283	852.103	292	902.231	58	904.008	43

Art no	Page
904.009	43
904.010	43
904.011	43
904.020	42
904.021	42
904.022	42
904.023	42
904.024	42
904.025	42
904.026	42
904.027	42
904.045	42
904.100	262
904.900	43
906.000	63
906.000	153
906.001	63
906.002	63
906.003	63
906.003	153
906.005	53
906.005	64
906.005	154
906.0055	63
906.0059	63
906.0060	63
906.009	63
906.0113	63
906.031	63
906.031	153
906.039	155
906.067	64
906.067	153
906.071	63
906.080	63
906.1059	63
906.1075	63
906.1086	63
906.1306	63
909.000	20
909.001	21
909.002	20
909.0023	20
909.0026	21
909.0027	21
909.0028	21
909.0029	21
909.003	20
909.004	20
909.005	21
909.0056	20
909.0057	20
909.0058	20
909.0059	20
909.006	21
909.0060	20
909.007	21
909.008	21
909.009	21
909.010	20
909.011	20
909.012	21

Art no	Page
909.013	21
909.014	21
909.015	21
909.016	21
909.017	20
909.018	20
909.019	21
909.020	21
909.025	20
909.028	20
909.029	20
909.033	21
909.050	21
909.058	20
909.065	20
910.002	277
910.100	300
910.1011	280
910.105	271
910.106	271
910.170	301
910.171	300
910.174	304
910.175	304
910.176	304
910.177	304
910.178	304
910.179	304
910.182	304
910.200	300
910.270	301
910.271	300
910.275	304
910.276	304
910.277	304
910.282	304
910.470	301
910.971	301
911.000	24
911.001	24
911.002	24
911.003	24
911.004	24
911.005	24
911.170	301
911.171	301
911.172	301
911.270	301
911.271	301
911.272	301
911.273	301
911.470	301
911.500	29
911.501	29
911.502	29
911.503	29
911.900	25
911.901	25
911.902	25
911.903	25
911.904	25
911.905	25

Art no	Page
911.906	25
911.907	25
911.908	25
911.909	25
911.910	25
911.913	25
912.000	26
912.000	130
912.001	27
912.001	130
912.002	26
912.003	26
912.004	27
912.005	27
912.0055	26
912.006	27
912.007	27
912.008	27
912.009	26
912.010	26
912.011	27
912.012	27
912.0122	27
912.0123	27
912.0124	27
912.0125	27
912.013	27
912.014	27
912.015	26
912.0156	26
912.016	26
912.0167	26
912.0168	27
912.0169	27
912.017	27
912.0170	27
912.0171	26
912.0172	27
912.018	27
912.019	27
912.021	27
912.022	27
912.023	26
912.024	27
912.025	27
912.035	27
912.037	26
912.045	26
912.170	301
912.171	300
912.173	304
912.174	304
912.270	301
912.273	304
912.274	304
912.470	301
912.971	301
913.000	11
913.005	11
913.169	305
913.170	303
913.171	302

Art no	Page
913.172	302
913.173	302
913.174	302
913.175	303
913.271	300
914.270	294
914.271	294
914.272	294
914.273	294
914.670	292
914.672	293
915.000	32
915.001	32
915.004	32
915.170	305
915.171	305
915.172	305
915.173	305
915.174	306
915.175	306
915.270	305
915.271	305
915.500	35
915.501	35
915.502	35
915.503	35
915.970	305
915.971	305
915.973	305
916.000	33
916.001	33
916.002	33
916.003	33
916.0039	33
916.004	33
916.0040	33
916.0041	33
916.0042	33
916.005	33
916.010	33
916.059	32
916.060	32
916.0601	33
916.061	32
916.0611	33
916.062	32
916.063	32
916.082	33
916.1129	33
916.170	306
916.970	306
917.000	76
917.000	158
917.001	76
917.001	158
917.002	79
917.003	78
917.005	79
917.006	78
917.007	79
917.008	79
917.009	95

Art no	Page
917.010	95
917.011	85
917.012	93
917.012	158
917.018	92
917.019	92
917.021	86
917.022	88
917.023	89
917.024	90
917.026	87
917.027	87
917.028	87
917.030	88
917.031	93
917.031	158
917.032	78
917.033	78
917.035	88
917.036	89
917.037	92
917.038	78
917.039	79
917.040	95
917.041	95
917.045	84
917.046	94
917.047	94
917.051	79
917.052	79
917.056	94
917.056	116
917.057	76
917.060	53
917.060	94
917.060	158
917.061	76
917.062	76
917.064	74
917.065	74
917.066	74
917.067	75
917.068	75
917.069	85
917.070	85
917.071	84
917.072	85
917.073	84
917.074	85
917.075	92
917.076	92
917.077	85
917.078	86
917.081	87
917.083	88
917.085	87
917.088	88
917.089	89
917.090	88
917.090	158
917.091	89
917.093	94



Art no	Page	Art no	Page	Art no	Page	Art no	Page	Art no	Page
917.093	117	918.008	210	919.171	302	924.038	313	924.113	317
917.094	91	918.009	119	919.1751	303	924.039	313	924.114	317
917.095	90	918.009	132	919.176	302	924.043	313	924.115	318
917.096	90	918.010	134	919.177	303	924.044	313	924.116	318
917.098	90	918.011	134	919.178	302	924.045	313	924.118	318
917.099	90	918.012	134	919.179	303	924.046	313	924.120	318
917.100	91	918.013	134	919.183	290	924.047	314	924.127	318
917.101	90	918.014	134	919.189	290	924.048	314	924.128	318
917.102	91	918.015	133	919.190	290	924.049	314	924.129	319
917.110	91	918.016	133	919.2000	130	924.050	314	924.131	319
917.111	95	918.017	133	919.2001	130	924.051	314	924.132	319
917.112	93	918.018	133	919.2002	130	924.052	314	924.133	319
917.113	93	918.019	133	919.2003	130	924.053	314	924.134	319
917.114	91	918.020	133	919.2004	130	924.054	314	924.136	319
917.116	93	918.021	134	919.2005	130	924.055	314	924.137	320
917.117	88	918.022	134	919.270	307	924.056	315	924.138	320
917.120	77	918.023	118	919.273	237	924.057	315	924.140	320
917.120	92	918.024	134	919.284	290	924.058	315	924.141	320
917.127	94	918.025	65	919.371	262	924.059	315	924.142	320
917.127	118	918.033	77	920.000	291	924.060	315	924.143	320
917.134	84	918.033	132	921.000	295	924.061	315	924.144	320
917.134	118	918.033	158	921.001	295	924.062	315	924.145	320
917.135	94	918.033	210	921.002	295	924.063	315	924.146	320
917.139	75	918.034	77	921.003	295	924.064	315	924.149	321
917.140	75	918.034	132	921.004	293	924.065	315	924.151	321
917.141	92	918.034	210	921.005	293	924.066	315	924.152	321
917.143	86	918.035	77	921.006	293	924.067	315	924.153	321
917.145	86	918.040	77	921.008	294	924.068	315	924.154	321
917.150	84	918.040	86	921.010	293	924.069	315	924.155	321
917.152	94	918.045	78	921.011	293	924.071	314	924.156	321
917.153	79	918.066	119	921.012	295	924.072	314	924.157	322
917.157	77	918.066	132	921.013	295	924.073	316	924.158	322
917.157	89	918.067	119	921.014	293	924.074	316	924.159	322
917.158	76	918.067	132	921.271	241	924.075	316	924.160	322
917.159	76	918.068	119	922.014	155	924.076	316	924.161	322
917.160	84	918.068	132	923.003	247	924.077	316	924.162	322
917.161	87	918.069	119	923.004	247	924.078	316	924.163	322
917.162	87	918.069	132	923.005	247	924.079	316	924.164	241
917.163	89	918.071	78	923.170	308	924.080	316	924.164	323
917.164	89	918.071	158	923.174	303	924.081	316	924.167	287
917.165	90	918.072	78	923.270	308	924.082	316	924.167	311
917.166	95	918.072	158	924.001	312	924.090	317	924.167	323
917.167	95	918.073	78	924.002	312	924.091	317	924.168	287
917.168	74	918.074	78	924.004	312	924.092	317	924.168	311
917.169	74	918.106	59	924.005	312	924.094	318	924.168	323
917.170	305	918.107	59	924.009	312	924.095	318	924.171	323
917.171	306	918.170	306	924.010	312	924.096	318	924.172	312
917.172	306	918.171	307	924.011	312	924.097	318	924.173	312
917.182	92	918.900	37	924.012	312	924.098	318	924.174	323
917.183	86	918.900	39	924.023	313	924.099	318	924.201	312
918.001	51	919.003	291	924.024	313	924.101	312	924.203	314
918.002	25	919.004	291	924.025	313	924.1016	124	924.224	287
918.003	132	919.005	291	924.026	313	924.1018	126	924.224	311
918.003	210	919.014	289	924.027	313	924.103	314	924.225	287
918.006	118	919.015	289	924.028	313	924.1038	126	924.225	311
918.006	132	919.016	289	924.029	313	924.1039	126	924.231	287
918.006	210	919.018	289	924.031	313	924.1040	126	924.231	311
918.007	118	919.1000	131	924.032	313	924.1041	125	924.250	287
918.007	132	919.1100	130	924.033	313	924.1046	126	924.250	311
918.007	210	919.1101	130	924.034	313	924.109	318	924.259	313
918.008	118	919.169	305	924.036	313	924.111	317	924.260	313
918.008	132	919.170	307	924.037	313	924.112	317	924.261	313

Art no	Page	Art no	Page	Art no	Page	Art no	Page
924.264	315	930.030	139	930.120	51	940.053	210
924.265	316	930.030	211	930.120	157	940.057	76
924.266	316	930.031	139	930.137	140	940.057	158
924.267	316	930.031	211	930.138	141	940.070	137
924.327	314	930.032	139	930.139	141	940.071	137
924.329	323	930.032	211	930.143	77	940.073	137
924.330	323	930.033	139	930.160	141	940.074	137
924.332	287	930.033	211	930.161	141	940.083	76
924.332	311	930.034	141	930.162	141	940.085	76
924.334	287	930.034	212	930.163	141	940.085	158
924.334	311	930.035	141	930.164	141	940.089	132
924.336	316	930.035	212	930.165	141	940.089	210
924.338	317	930.036	141	930.166	140	940.096	65
924.340	317	930.036	211	930.180	51	940.096	156
924.342	317	930.037	211	930.182	51	940.096	208
924.343	317	930.038	211	930.183	51	940.097	65
924.344	317	930.039	212	930.183	157	940.099	21
924.4000	124	930.040	212	930.900	143	940.103	209
924.4001	124	930.041	212	930.900	214	940.104	133
924.4002	124	930.042	212	930.901	143	940.105	133
924.4003	125	930.044	141	930.901	214	940.108	65
924.4004	125	930.044	212	930.902	143	940.112	76
924.4005	125	930.045	141	930.902	214	940.140	209
924.4006	125	930.045	212	930.903	143	940.141	208
924.4009	124	930.049	139	930.903	214	940.142	208
924.5000	127	930.049	211	930.904	143	940.143	208
924.5001	127	930.050	139	930.904	214	940.166	209
924.5002	127	930.050	211	930.905	143	940.167	209
924.5003	127	930.051	140	930.905	214	950.000	308
924.6000	127	930.051	212	930.906	143	950.002	308
924.700	125	930.054	141	930.906	215	950.003	308
925.0022	18	930.054	211	930.907	143	950.004	308
925.0023	18	930.055	212	930.907	215		
925.0034	18	930.057	141	930.908	143		
925.0044	18	930.057	212	930.908	215		
925.0047	18	930.058	139	930.909	143		
925.0049	18	930.058	211	930.909	215		
925.100	18	930.059	139	930.910	143		
925.101	18	930.059	211	930.910	215		
925.500	19	930.060	142	930.911	143		
925.501	19	930.060	213	930.911	215		
925.800	19	930.061	142	931.000	37		
925.801	19	930.061	213	931.001	37		
928.003	39	930.062	142	931.900	37		
928.004	39	930.062	213	940.024	65		
928.005	39	930.063	142	940.040	132		
928.006	39	930.063	213	940.041	132		
928.900	39	930.064	142	940.041	210		
930.016	139	930.064	213	940.044	76		
930.017	139	930.065	142	940.044	158		
930.018	139	930.065	213	940.044	210		
930.019	139	930.090	140	940.045	134		
930.020	140	930.091	140	940.046	134		
930.021	140	930.092	140	940.046	210		
930.022	139	930.093	141	940.047	119		
930.023	139	930.094	141	940.047	132		
930.024	140	930.095	141	940.048	119		
930.025	140	930.096	141	940.048	132		
930.026	140	930.097	141	940.049	134		
930.027	140	930.098	140	940.052	132		
930.028	140	930.099	140	940.052	210		
930.029	140	930.100	140	940.053	132		







**Bachmann GmbH & Co. KG**

Ernstaldenstr. 33 / 70565 Stuttgart / Germany

Telephone +49 711 866 02-0 / Fax +49 711 866 02-34

[info@bachmann.com](mailto:info@bachmann.com) / [www.bachmann.com](http://www.bachmann.com)